

P.
Prov. Dep.
Canada

SESSIONAL PAPERS


VOLUME 6

SECOND SESSION OF THE ELEVENTH PARLIAMENT

OF THE

DOMINION OF CANADA

SESSION 1910



VOLUME XLIV

105-998
4



C

Cruisers, Purchase of... 146, 146a
 Cumberland Coal and Railway Co... 141, 141a
 Customs Department, Annual Report.. 11

D

Daily Telegraph Publication Co... 124
 Dairy and Cold Storage Commissioner. 15a
 Dividends Unpaid in Banks... 7
 Dog-Fish Reduction... 81, 96
 Dominion Coal Company... 141, 141a
 Dominion Fisheries Commission... 90, 90a
 Dominion Lands... 48, 49, 52
 Dominion Police... 66
 Dredges Owned by Government... 114
 Drill Halls... 156, 156a
 Dunn, John A... 118

E

Elections, House of Commons... 18, 18a
 Electrical Power... 170
 Electric Light, Inspection of... 13
 Elliott Bros... 126
 English Mails... 148
 Estimates... 3 to 5c
 Excise Revenue... 12
 Exhibitions, Foreign... 136
 Experimental Farms... 16
 Explosives, Accidents from... 93
 External Affairs, Report... 29b

F

Fisheries, Annual Report... 22
 Food Fishes... 105
 Forest Reserve Act... 50
 Free Mail Delivery... 102, 102a
 French Treaty... 44

G

Gardiner, Wm. Reid... 175
 Gas, Inspection of... 13
 Gas, Pintsch and Acetylene... 87
 Geographic Board... 21a
 Geological Survey Report... 26
 Georgian Bay Ship Canal... 181
 Germany, Trade with... 10j, 10h
 Goby, Mrs... 53
 Government Annuities Act... 65
 Governor General's Warrants... 38
 Grain, Shipment of... 77
 Grand Trunk Pacific Employees... 154
 Guns sent to Esquimalt... 116

H

Harbour Commissioners... 23
 "Hestia", Wreck of the... 83, 83a
 High Commissioner, Report of... 25c
 Homestead Entries... 137

H

House of Commons:—
 By-Elections... 18, 18a
 Internal Economy... 45
 Names of Members... 69
 Organization of Staff... 169
 Reduction of Representation... 100
 Sessional employees... 149
 Speaker Blanchet... 92
 Hudson Bay Railway Surveys... 20d
 Hydro-Electric Power Commission... 170
 Hydrographic Survey... 133

I

Immigrants at Grosse Isle... 80k
 Immigrants at Quebec... 79, 80 to 81i
 Immigrants, Inspection... 80f
 Immigration Agents... 86, 86a
 Immigrations Regulations... 59
 Imperial Conference Secretariat... 168
 Imperial Naval Defence... 29a
 Incubators and Brooders... 70
 Indian Affairs, Annual Report... 27
 Indian Reserves... 61
 Indians in British Columbia... 174
 Inland Revenue, Annual Report... 12
 Insurance, Abstract... 9
 Insurance, Annual Report... 8
 Intercolonial Railway:—

Derailments... 98b
 Dismissals from... 98d, 98e
 Passes... 98f
 Pay Lists and Railway Ties... 98a
 Train, Oxford Junction and Pietou... 98c
 Wire Fencing... 98
 Interior, Annual Report... 25
 International Boundary Waters Treaty...

104a (1909)

International Congress on Alcoholism... 56
 International Fisheries Commission... 105
 International Waterways Commission...

19c to 19e

Intoxicants in Northwest... 109

J

Jemmett, Captain... 158
 Judges, Appointment of... 123
 Justice, Annual Report... 34

K

Kelmont Post Office... 115
 König & Co... 173

L

Labour Department, Annual Report... 36
 Lac du Bonnet Fisheries... 90, 90b
 Lachine Canal... 91
 La Décharge River... 180

S		U	
St. Peter's Indian Reserve.. . . .	78 to 78f	Unclaimed Balances in Banks.. . . .	7
Subsidized Steamships..	10e	Unforeseen Expenses..	40
Sullivan and Langdon..	143	United States Fishing Vessels..	64
Surveyor General, Report of..	25b	United States, Trade with..	10i
T		V	
Tariff Relations with United States.. . . .	10j	<i>Vigie</i> Publication Co..	124
Terminal Elevators..	162, 172, 172a	W	
Toney River..	155a	Wakeham, Commander, Report of.. . . .	103
Topographical Survey..	25b	Walton, Geo..	151
Trade and Commerce..	10	Warwick, Thos. G..	68
Trade and Navigation..	11	Weights, Measures, &c..	13
Trade Unions..	47	Wharves, Various..	134, 135
Transcontinental Ry. Commissioners..37.	42g	<i>Whig</i> Publishing Co..	121, 121a
Treaties and Conventions..	10f	Windygates Post Office..	177
Trent Canal..	153	Winnipeg Post Office..	178, 178a
Trusts and Mergers..	160	Wrecking Plant..	125
Tunnel, Prince Edward Island..	57		

See also **Alphabetical List, Page 1.**

LIST OF SESSIONAL PAPERS

Arranged in Numerical Order, with their titles at full length; the dates when Ordered and when Presented to the Houses of Parliament; the Names of the Senator or Member who moved for each Sessional Paper, and whether it is ordered to be Printed or Not Printed.

CONTENTS OF VOLUME 1.

(This volume is bound in two parts.)

1. Report of the Auditor General for the year ended 31st March, 1909. Volume I, Parts A, C to J (inclusive) L, M, N; Volume III, Parts V, W, X, Y. Presented 12th November, 1909, by Hon. W. S. Fielding. Volume II, Parts B, K and O to U, (inclusive), presented 12th January, 1910, by Hon. W. S. Fielding.

Printed for both distribution and sessional papers.

CONTENTS OF VOLUME 2.

2. Public Accounts of Canada, for the fiscal year ended 31st March, 1909. Presented 12th November, 1909, by Hon. W. S. Fielding.

Printed for both distribution and sessional papers.

3. Estimates of the sums required for the services of Canada for the year ending on the 31st March, 1911. Presented 18th November, 1909, by Hon. W. S. Fielding.

Printed for both distribution and sessional papers.

4. Supplementary Estimates of sums required for the service of Canada, for the fiscal year ending 31st March, 1910. Presented 24th November, 1909, by Hon. W. S. Fielding.

Printed for both distribution and sessional papers.

5. Further Supplementary Estimates of sums required for the service of Canada, for the fiscal year ending 31st March, 1910. Presented 14th March, 1910, by Hon. W. S. Fielding.

Printed for both distribution and sessional papers.

- 5a. Supplementary Estimates of sums required for the service of Canada for the fiscal year ending 31st March, 1911. Presented 3rd February, 1910, by Hon. W. S. Fielding.

Printed for both distribution and sessional papers.

- 5b. Further Supplementary Estimates of the sums required for the service of Canada, for the fiscal year ending 31st March, 1911. Presented 30th April, 1910, by Hon. W. S. Fielding.

Printed for both distribution and sessional papers.

- 5c. Further Supplementary Estimates of the sums required for the service of Canada, for the fiscal year ending 31st March, 1910. Presented 20th April, 1910, by Hon. W. S. Fielding.

Printed for both distribution and sessional papers.

CONTENTS OF VOLUME 2—Continued.

- 6.** List of Shareholders in the Chartered Banks of Canada, as on the 31st December, 1909. Presented 21st March, 1910, by Sir Wilfrid Laurier.
Printed for both distribution and sessional papers.

CONTENTS OF VOLUME 3.

- 7.** Report of dividends remaining unpaid, unclaimed balances and unpaid drafts and bills of exchange in Chartered Banks of Canada, for five years and upwards, prior to 31st December, 1909.
Printed for both distribution and sessional papers.

CONTENTS OF VOLUME 4.

- 8.** Report of the Superintendent of Insurance for the year ended 31st December, 1909.
Printed for both distribution and sessional papers.
- 9.** Abstract of Statements of Insurance Companies in Canada, for the year ended 31st December, 1909.
Printed for both distribution and sessional papers.

CONTENTS OF VOLUME 5.

- 10.** Report of the Department of Trade and Commerce, for the fiscal year ended 31st March, 1909. Part I.—Canadian Trade. Presented 12th November, 1909, by Hon. W. S. Fielding.*Printed for both distribution and sessional papers.*
- 10a.** Report of the Department of Trade and Commerce. Part II.—Canadian Trade with France, Germany, United Kingdom and United States. Presented 12th November, 1909, by Hon. W. S. Fielding.*Printed for both distribution and sessional papers.*
- 10b.** Report of the Department of Trade and Commerce for the fiscal year ended 31st March, 1909. Part III.—Canadian Trade with foreign countries except France, Germany, United Kingdom and United States. Presented 29th November, 1909, by Sir Wilfrid Laurier.*Printed for both distribution and sessional papers.*

CONTENTS OF VOLUME 6.

- 10c.** Report of the Department of Trade and Commerce for the fiscal year ended 31st March, 1909. Part IV.—Canadian Trade: Miscellaneous. Presented 12th November, 1909, by Hon. W. S. Fielding.*Printed for both distribution and sessional papers.*
- 10d.** Report of the Department of Trade and Commerce for the fiscal year ended 31st March, 1909. Part V.—Grain Statistics, including the crop year ended 31st August, 1909, and season of navigation ended 10th December, 1909. Presented 18th March, 1910, by Hon. W. S. Fielding.*Printed for both distribution and sessional papers.*
- 10e.** Report of the Department of Trade and Commerce for the fiscal year ended 31st March, 1909. Part VI.—Subsidized Steamship Services, with statistics showing steamship traffic to 31st December, 1909, and estimates for fiscal year 1910-1911. Presented 3rd May, 1910, by Sir Wilfrid Laurier. .*Printed for both distribution and sessional papers.*
- 10f.** Report of the Department of Trade and Commerce for the fiscal year ended 31st March, 1909. Part VII.—Trade of Foreign Countries and Treaties and Conventions. Presented 25th April, 1910, by Sir Wilfrid Laurier.
Printed for both distribution and sessional papers.

CONTENTS OF VOLUME 6—Continued.

- 10g.** Certified copy of a Report of the Committee of the Privy Council, approved by His Excellency the Governor General on the 14th February, 1910, in respect to trade relations with Germany. Presented 15th February, 1910, by Hon. W. S. Fielding.
Printed for sessional papers.
- 10h.** Trade relations with Germany.—No. 2. Presented 2nd March, 1910, by Hon. W. S. Fielding.*Printed for sessional papers.*
- 10i.** Correspondence respecting negotiations between the United States and the Dominion of Canada relative to trade relations. Presented 27th April, 1910, by Hon. W. S. Fielding.
Printed for sessional papers.
- 10j.** Tariff relations between the United States and the Dominion of Canada. Presented 3rd May, 1910, by Sir Richard Cartwright.
Printed for sessional papers.

CONTENTS OF VOLUME 7.

- 11.** Report of the Department of Customs, for the fiscal year ended 31st March, 1909. Presented 12th November, 1909, by Hon. Wm. Paterson.
Printed for both distribution and sessional papers.
- 12.** Inland Revenues of Canada. Excise, &c., for the fiscal year ended 31st March, 1909. Presented 12th November, 1909, by Hon. W. Templeman.
Printed for both distribution and sessional papers.

CONTENTS OF VOLUME 8.

- 13.** Inspection of Weights, Measures, Gas and Electric Light, for the fiscal year ended 31st March, 1909. Presented 12th November, 1909, by Hon. W. Templeman.
Printed for both distribution and sessional papers.
- 14.** Report on Adulteration of Food, for the fiscal year ended 31st March, 1909. Presented 12th November, 1909, by Hon. W. Templeman.
Printed for both distribution and sessional papers.
- 15.** Report of the Minister of Agriculture, for the fiscal year ended 31st March, 1909. Presented 12th November, 1909, by Hon. S. A. Fisher.
Printed for both distribution and sessional papers.
- 15a.** Report of the Dairy and Cold Storage Commissioner, for the year ending 31st March, 1909.*Printed for both distribution and sessional papers.*

CONTENTS OF VOLUME 9.

- 16.** Report of the Directors and Officers of the Experimental Farms, for the fiscal year ended 31st March, 1909. Presented 12th November, 1909, by Hon. S. A. Fisher.
Printed for both distribution and sessional papers.
- 17.** Criminal Statistics for the year ended 30th September, 1909.
Printed for both distribution and sessional papers.
- 18.** Return of By-Elections (Tenth Parliament) of the House of Commons of Canada, held during the year 1908. Presented 4th February, 1910, by Hon. C. Murphy.
Printed for both distribution and sessional papers.
- 18a.** Return of By-Elections (Tenth Parliament) of the House of Commons of Canada, held during the year 1909. Presented 2nd March, 1910, by Hon. C. Murphy.
Printed for both distribution and sessional papers.

CONTENTS OF VOLUME 10.

- 19.** Report of the Minister of Public Works, for the fiscal year ended 31st March, 1909. Presented 12th November, 1909, by Hon. W. Pugsley.
Printed for both distribution and sessional papers.
- 19a.** (No issue.)
- 19b.** (No issue.)
- 19c.** Supplementary Report of the International Waterways Commission, 1909. Presented 19th November, 1909, by Hon. W. Pugsley.
Printed for both distribution and sessional papers.
- 19d.** Report of the International Waterways Commission on proposed dam and regulation work at foot of Lake Erie, and appendices accompanying said report. Presented 17th February, 1910, by Hon. W. Pugsley. *Not printed.*
- 19e.** Additional correspondence, International Waterways Treaty, and Report on division of Waters of St. Mary and Milk River. Presented 4th April, 1910, by Sir Wilfrid Laurier.
Printed for both distribution and sessional papers.
- 20.** Report of the Department of Railways and Canals, for the fiscal year ended 31st March, 1909. Presented 12th November, 1909, by Hon. G. P. Graham.
Printed for both distribution and sessional papers.

CONTENTS OF VOLUME 11.

- 20a.** Canal Statistics for the season of navigation, 1909. Presented 21st March, 1910, by Hon. G. P. Graham. *Printed for both distribution and sessional papers.*
- 20b.** Railway Statistics of Canada, for the year ended 30th June, 1909. Presented 12th January, 1910, by Hon. G. P. Graham.
Printed for both distribution and sessional papers.
- 20c.** Fourth Report of the Board of Railway Commissioners for Canada, to 31st March, 1908, for the year ending 31st March, 1909. Presented 12th November, 1909, by Hon. G. P. Graham. *Printed for both distribution and sessional papers.*
- 20d.** Report of the Hudson Bay Railway Surveys. Presented 13th December, 1909, by Hon. G. P. Graham. *Printed for both distribution and sessional papers.*
- 21.** Report of the Department of Marine and Fisheries (Marine) for 1908. Presented 15th November, 1909, by Hon. L. P. Brodeur.
Printed for both distribution and sessional papers.

CONTENTS OF VOLUME 12.

- 21a.** Eighth Report of the Geographic Board of Canada, containing all decisions to June 30, 1909. Presented 25th November, 1909, by Hon. L. P. Brodeur. •
Printed for both distribution and sessional papers.
- 21b.** List of Shipping issued by the Department of Marine and Fisheries, being a list of vessels on the registry books of Canada on the 31st December, 1909.
Printed for both distribution and sessional papers.
- 22.** Report of the Department of Marine and Fisheries (Fisheries) for 1909. Presented 12th November, 1909, by Hon. S. A. Fisher.
Printed for both distribution and sessional papers.

CONTENTS OF VOLUME 13.

- 22a.** Lobster Fishery. Evidence taken before Commander William Wakeham, M.D., (Officer in charge of the Gulf Fisheries Division) in Quebec and the Maritime Provinces. Two volumes. Presented 11th March, 1910, by Hon. W. Templeman. Also copy of the Report of Commander Wakeham in relation thereto.
Printed for both distribution and sessional papers.

CONTENTS OF VOLUME 14.

- 23.** Report of the Harbour Commissioners, &c., to 31st December, 1908. Presented 13th January, 1910, by Hon. R. Lemieux. *Printed for both distribution and sessional papers.*
- 23a.** Report of the Chairman of the Board of Steamboat Inspection, for the fiscal year ended 31st March, 1909. Presented 12th November, 1909, by Hon. S. A. Fisher.
Printed for both distribution and sessional papers.
- 24.** Report of the Postmaster General, for the fiscal year ended 31st March, 1909. Presented 12th November, 1909, by Sir Wilfrid Laurier.
Printed for both distribution and sessional papers.

CONTENTS OF VOLUME 15.

- 25.** Report of the Department of the Interior, for the fiscal year ended 31st March, 1909. Presented 12th November, 1909, by Hon. F. Oliver.
Printed for both distribution and sessional papers.
- 25a.** Report of the Chief Astronomer.
Printed for both distribution and sessional papers.

CONTENTS OF VOLUME 16.

- 25b.** Annual Report of the Topographical Surveys Branch.
Printed for both distribution and sessional papers.
- 25c.** Report of the High Commissioner for Canada, for the year ended 31st March, 1909. Presented 12th November, 1909, by Hon. F. Oliver.
Printed for both distribution and sessional papers.
- 26.** Summary Report of the Geological Survey Branch of the Department of Mines, for the calendar year 1909.
Printed for both distribution and sessional papers.
- 26a.** Summary Report of the Mines Branch of the Department of Mines.
Printed for both distribution and sessional papers.

CONTENTS OF VOLUME 17.

- 27.** Report of the Department of Indian Affairs, for the fiscal year ended 31st March, 1909. Presented 12th November, 1909, by Hon. F. Oliver.
Printed for both distribution and sessional papers.
- 28.** Report of the Royal Northwest Mounted Police, 1909. Presented 12th January, 1910, by Sir Wilfrid Laurier.
Printed for both distribution and sessional papers.

CONTENTS OF VOLUME 18.

- 29.** Report of the Secretary of State of Canada for the year ended March 31, 1909. Presented 25th November, 1909, by Hon. C. Murphy.
Printed for both distribution and sessional papers.
- 29a.** Report of the Imperial Conference with representatives of the self-governing Dominions on the Naval and Military Defence of the Empire, 1909. Presented 17th November, 1909, by Sir Frederiek Borden. Also with additional papers relating to Australia and New Zealand, presented 10th December, 1909, by Hon. L. P. Brodeur.
Printed for both distribution and sessional papers.
- 29b.** Report of the Department of External Affairs, 1909.
Printed for both distribution and sessional papers.
- 30.** Civil Service List of Canada, 1909. Presented 12th January, 1910, by Hon. C. Murphy.
Printed for both distribution and sessional papers.
- 31.** First Annual Report of the Civil Service Commission of Canada, for the period from September 1st, 1908, to August 31, 1909. Presented 10th December, 1909, by Hon. C. Murphy.
Printed for both distribution and sessional papers.
- 32.** Annual Report of the Department of Public Printing and Stationery, for the fiscal year ended 31st March, 1909. Presented 18th April, 1910, by Hon. C. Murphy.
Printed for both distribution and sessional papers.

CONTENTS OF VOLUME 19.

- 33.** Report of the Joint Librarians of Parliament for the year 1908-9. Presented 11th November, 1909, by the Hon. the Speaker.*Printed for sessional papers.*
- 34.** Report of the Minister of Justice as to Penitentiaries of Canada, for the fiscal year ended 31st March, 1909. Presented 12th November, 1909, by Hon. A. B. Aylesworth.
Printed for both distribution and sessional papers.
- 35.** Report of the Militia Council, for the fiscal year ended 31st March, 1909. Presented 1st December, 1909, by Sir Frederiek Borden.
Printed for both distribution and sessional papers.
- 35a.** Interim Report of the Militia Council for the Dominion of Canada on the Training of the Militia during the season of 1909. Presented 25th April, 1910, by Sir Frederiek Borden. *Printed for distribution.*
- 36.** Report of the Department of Labour, for the fiscal year ended 31st March, 1909. Presented 12th March, 1909, by Hon. L. M. King.
Printed for both distribution and sessional papers.
- 36a.** Report of the Deputy Minister of Labour on industrial conditions in the Coal Fields of Nova Scotia. Presented 25th November, 1909, by Hon. L. M. King.
Printed for both distribution and sessional papers.
- 37.** Fifth Report of the Commissioners of the Transcontinental Railway, for the year ended 31st March, 1909. Presented 12th November, 1909, by Hon. G. P. Graham.
Printed for both distribution and sessional papers.
- 38.** Statement of Governor General's Warrants issued since the last session of parliament on account of the fiscal year 1909-10. Presented 15th November, 1909, by Hon. W. S. Fielding. *Not printed.*

CONTENTS OF VOLUME 19—Continued.

- 39.** Statement in pursuance of section 17 of the Civil Service Insurance Act, for the year ended 31st March, 1909. Presented 16th November, 1909, by Hon. W. S. Fielding.
Not printed.
- 40.** Statement of expenditure on account of miscellaneous unforeseen expenses, from the 1st April, 1909, to the 10th November, 1909, in accordance with the Appropriation Act of 1909. Presented 16th November, 1909, by Hon. W. S. Fielding.*Not printed.*
- 41.** Statement of superannuation and retiring allowances in the Civil Service during the year ended 31st December, 1909, showing name, rank, salary, service, allowance and cause of retirement of each person superannuated or retired, also whether vacancy filled by promotion or by new appointment, and salary of any new appointee. Presented 16th November, 1909, by Hon. W. S. Fielding.*Not printed.*
- 4 .** Return of constables employed on the Transcontinental Railway, as required under the provisions of section 6, chapter 92, of the Revised Statutes of Canada. Presented 19th November, by Hon. A. B. Aylesworth.*Not printed.*
- 42a.** Return to an order of the House of Commons, dated 16th November, 1909, for a copy of all reports, letters, communications and documents touching or relating to the resignation of Hugh D. Lumsden from his position as Chief Engineer of the National Transcontinental Railway, including a copy of all letters, communications or reports of the said Hugh D. Lumsden to the Prime Minister, touching or relating to his resignation, or to the affairs of the National Transcontinental Railway. Presented 23rd November, 1909.—*Mr. Borden.**Printed for both distribution and sessional papers.*
- 42b.** Return to an order of the House of Commons, dated 29th November, 1909, for a copy of all correspondence had between the Minister of Railways and the Transcontinental Railway Commission relating to the sub-letting of contracts for the construction of the Transcontinental Railway in New Brunswick; and the failure of sub-contractors to make payment for supplies and material furnished by farmers, merchants and others for use in said work. Presented 13th December, 1909.—*Mr. Crocket.* . . .*Not printed.*
- 42c.** Return to an order of the House of Commons, dated 29th November, 1909, for a copy of all correspondence connected with and relating to the letter of the Auditor General to the Secretary of the National Transcontinental Railway Commission of the 18th of August, 1909, in which the Auditor General points out that 64,192 cubic yards of excavation, classified at an average price of 83.06 cents, were subsequently reclassified at \$1.10¼ per cubic yard, thereby increasing the cost by the sum of \$17,453.80, and asking for an explanation. Presented 13th December, 1909.—*Mr. Lennor.**Not printed.*
- 42d.** Return to an order of the House of Commons, dated 17th December, 1909, for a copy of all certificates, recommendations, letters, memoranda and documents in connection with the promotion of Mr. McIntosh on the 16th of November, 1908, from the position of Division Engineer, Division No. 6, District F, to the position of Assistant District Engineer, District F, and the increase of his salary from \$200 to \$275 per month; also of all complaints against the professional conduct or efficiency of Mr. McIntosh made to the Transcontinental Railway or the Railway Department before the date of promotion. Presented 24th January, 1910.—*Mr. Lennor.**Not printed.*
- 42e.** Return to an order of the House of Commons, dated 29th November, 1909, for a copy of all correspondence between the following legal firms: Rothwell & Johnson, Rothwell, Johnson & Bergeman, and Rothwell, Johnson & Stubbs, on the one side, and the Government or the Transcontinental Railway Commissioners, on the other side, as to the instructions to the solicitors for legal services rendered in passing titles of property

CONTENTS OF VOLUME 19—Continued.

acquired by the Government, and in respect to the bill of cost and charges of the said several firms; and all papers, documents, letters, telegrams and correspondence having any reference to the items of charges of said firms appearing on page W-370 of the Auditor General's Report of 1909, amounting in the whole to \$1,376.60. Presented 24th January, 1910.—Mr. Meighen... ..Not printed.

42f. Return to an order of the House of Commons, dated 17th December, 1909: 1. Showing the names and addresses of the engineers who surveyed and located the line of the Eastern Division of the Transcontinental Railway, and the part of the railway covered by the work of each engineer. 2. The name and address of the engineer who prepared the estimates of quantities and prices of the section or portion of the line covered by each contract. 3. The names of the engineers acting upon behalf of the Railway Department, or Railway Commission, and the Grand Trunk Pacific Railway Company, in determining upon the form and wording of the specifications, as provided for by the seventh section of the agreement between the government and the company. 4. The names of such of the engineers acting in any of the capacities afore-said, as subsequently acted in connection with construction, when and for how long, in what capacity, where their services have been dispensed with, and for what cause. 5. The names and addresses of all the engineers in the service of the Railway Commission, or Railway Department, on Districts B and F of the said Eastern Division, since the commencement of the construction of the railway, the capacity in which each was employed, the salary in each case, the promotions, increases of salary, retirements and dismissals which have taken place, the cause for promotion, dismissal or retirement in each case, and a copy of all complaints lodged with the commissioners or their chief engineer or the department, against any of these engineers. 6. The names of the engineers now in charge of or engaged upon District B and F, and the official position and salary of each. Presented 3rd February, 1910.—Mr. Lenoir... ..Not printed.

42g. Interim Report of the Commissioners of the Transcontinental Railway, being for the nine months ended 31st December, 1909, setting forth the receipts and expenditure in connection with the Eastern Division of the National Transcontinental Railway, and such other matters in relation to the said railway as appear to be of public interest. Presented 4th February, 1910, by Hon. G. P. Graham... ..Not printed.

42h. Return to an order of the House of Commons, dated 7th February, 1910, showing all written objection to classification upon the Transcontinental Railway made since July 28th, 1908, and in reference to overbreak or other over expenditure since 2nd October, 1908. Presented 17th February, 1910.—Mr. Lenoir... ..Not printed.

42i. Return to an order of the House of Commons, dated 24th January, 1910, showing: (a) The names of the contractors for the construction of the National Transcontinental Railway and the number, mileage and location of the contract; (b) the estimated expenditure under each contract at the time the contract was let, based upon the engineer's estimate of quantities, at dates of the accepted tender; (c) the estimated increase or decrease in expenditure in each case occasioned by change in location, specification, construction, material, grade or other change subsequent to the letting of the contract; (d) the amount returned and claimed on progress estimates under each contract to date, the amount actually paid under each contract, and the estimated amount yet required to complete the work in each case; (e) the engineer's estimated quantity of solid rock, loose rock and common excavation in the section of line covered by each contract, the estimated cost under these headings, based upon the rates of the accepted tender, the actual expenditure under these headings to date, as shown by progress estimates, the amounts actually paid to date under these headings, and the

CONTENTS OF VOLUME 19—*Continued.*

estimated quantities of work yet to be done, and the estimated sums yet to be paid under these headings in respect of each contract. Also as to all contracts other than the twenty-one covered by the Return brought down on the 26th of April, 1909, No. 46h: a copy of (a) engineer's itemized estimate of quantities as to each contract of each class of work and material, as set out in the schedules and itemized, and total estimated expenditure based upon rates of accepted tender, and (d) a copy of all tenders received; (c) itemized quantities of work and material under the various headings actually done or furnished to date, and itemized, and total expenditure therefor; itemized statement of estimated quantities of work yet to be done and material, &c., yet to be furnished and itemized, and total estimated cost of the same based on contract prices. Presented 17th February, 1910.—*Mr. Lennox.*

Not printed.

- 42j.** Return to an address of the House of Commons, dated 14th February, 1910, for a copy of all correspondence, submissions, references, reports, returns and orders in council, in reference to the adjustment of the disputed item of 581 cubic yards of excavation, claimed at 10 instead of \$2.50 a cubic yard, referred to in a letter of the Auditor General to the Secretary of the Transcontinental Commission, dated the 18th August, 1909. Presented 24th February, 1910.—*Mr. Lennox.* *Not printed.*
- 43.** Report of Robert M. Coulter, Deputy Postmaster General, on his mission to Australia and New Zealand to discuss with the governments of those countries the possibility of taking steps that would lead to the inauguration of a steamship service between England, Australia and New Zealand, via Canada, on the Atlantic and Pacific oceans. Presented 22nd November, 1909, by Sir Wilfrid Laurier. . . *Printed for sessional papers.*
- 44.** Return to an order of the House of Commons, dated 16th November, 1909, for a copy of all correspondence, documents and papers of every description not already brought down touching the recent treaty with the French Republic, or any modification therein. Presented 24th November, 1909.—*Mr. Borden.* *Not printed.*
- 45.** Minutes of proceedings of the Board of Internal Economy of the House of Commons for the past year, pursuant to Rule of the House No. 9. Presented 24th November, 1909, by the Hon. The Speaker. *Not printed.*
- 46.** Detailed statement of all bonds or securities registered in the Department of the Secretary of State of Canada, since last return (2nd February, 1909), submitted to the parliament of Canada under section 32 of chapter 19, of the Revised Statutes of Canada, 1906. Presented 25th November, 1909, by Hon. C. Murphy. *Not printed.*
- 47.** Return under chapter 125 (R.S.C), 1906, intituled: 'An Act respecting Trade Unions,' submitted to parliament in accordance with section 33 of the said Act. Presented 25th November, 1909, by Hon. C. Murphy. *Not printed.*
- 48.** Return of orders in council passed between the 1st of December, 1908 and the 31st October, 1909, in accordance with the provisions of section 5 of the Dominion Land Survey Act, chapter 21, 7-8 Edward VII. Presented 29th November, 1909, by Hon. F. Oliver. *Not printed.*
- 49.** Return of orders in council which have been published in the *Canada Gazette* and in the *British Columbia Gazette*, between 1st December, 1908, and 31st October, 1909, in accordance with provisions of subsection (d) of section 38 of the regulations for the survey, administration, disposal and management of Dominion lands within the 40-mile railway belt in the province of British Columbia. Presented 29th November, 1909, by Hon. F. Oliver. *Not printed.*

CONTENTS OF VOLUME 19—Continued.

- 50.** Return of orders in council passed between the 1st December, 1908, and the 31st October, 1909, in accordance with the provisions of the Forest Reserve Act, sections 7 and 13 of chapter 56, Revised Statutes of Canada. Presented 29th November, 1909, by Hon. F. Oliver. *Not printed.*
- 51.** Return of orders in council passed between the 1st December, 1908, and the 31st October, 1909, in accordance with the provisions of the Rocky Mountain Park Act, section 5 of chapter 60, Revised Statutes of Canada. Presented 29th November, 1909, by Hon. F. Oliver. *Not printed.*
- 52.** Return of orders in Council which have been published in the *Canada Gazette*, between 1st December, 1908, and 31st October, 1909, in accordance with the provisions of section 77 of the Dominion Lands Act, chapter 20 of the Statutes of Canada, 1908. Presented 29th November, 1909, by Hon. F. Oliver. *Not printed.*
- 53.** Return to an order of the House of Commons, dated 18th November, 1909, for a copy of all correspondence and papers respecting the application by the United States immigration service to the Minister of the Interior, for the deportation of one Mrs. Goby, an alleged immigrant, to the United States of America from Canada, entering at the port of Sault Ste. Marie, Michigan, together with a copy of all orders, decisions, reports and returns regarding any action taken thereupon by the Department of the Interior. Presented 1st December, 1909.—*Mr. Boyce*. *Not printed.*
- 54.** General orders issued to the Militia between the 1st February, 1909, and the 1st November, 1909, inclusive. Presented 1st December, 1909, by Sir Frederic Borden. *Not printed.*
- 55.** Report of the Ottawa Improvement Commission for the fiscal year ended 31st March, 1909. Presented 3rd December, 1909, by Hon. W. S. Fielding. *Printed for sessional papers.*
- 56.** Certified copy of a Report of the Committee of the Privy Council, approved by His Excellency the Governor General on the 12th May, 1909, on the subject of a despatch from the Right Honourable the Principal Secretary for the Colonies, transmitting in invitation from the Honorary Secretary of the 12th International Congress on Alcoholism to the Government of Canada, to appoint delegates to attend the congress in question. Presented 6th December, 1909, by Sir Wilfrid Laurier. *Not printed.*
- 57.** Return to an order of the House of Commons, dated 22nd November, 1909, for a copy of all memorials, reports, correspondence and documents in the possession of the government not already brought down, relating to a survey of a route for a tunnel under the Straits of Northumberland between the province of Prince Edward Island and the mainland of Canada, and also relating to the construction of such tunnel. Presented 6th December, 1909.—*Mr. Warburton*. *Not printed.*
- 58.** Return (in so far as the Department of the Interior is concerned) of copies of all orders in council, plans, papers, and correspondence which are required to be presented to the House of Commons, under a resolution passed on 20th February, 1882, since the date of the last return, under such resolution. Presented 7th December, 1909, by Hon. F. Oliver. *Not printed.*
- 58c.** Return of lands sold by the Canadian Pacific Railway during the year ended on the 31st October, 1909. Presented 18th January, 1910, by Hon. F. Oliver. *Not printed.*
- 59.** Return to an address of the House of Commons, dated 16th November, 1909, for a copy of all orders in council at present in force with reference to immigration; also a copy of all regulations in force at the present time in connection with immigration in Canada. Presented 9th December, 1909.—*Mr. Wilson (Lennox)*. *Not printed.*

CONTENTS OF VOLUME 19—Continued.

- 60.** Return to an order of the House of Commons, dated 22nd November, 1909, showing:—
1. The application made to the Railway Board for protection of railway crossings under the provisions of chapter 32 of the Statutes of 1909, an Act to amend the Railway Act, and (a) the cases in which these applications have been granted, (b) in which they have been refused, when refused, and the reason for refusal. **2.** The names of the persons in each case making the application. **3.** The cases in which the board of its own motion made an order for the protection of crossing under said act. **4.** The appropriation made by the board out of the Railway Grade Crossing Fund under said act, and the crossing in respect of which such appropriations were made. **5.** The character or description of the crossing in question, and the character, description and cost in each case of the construction work of protection ordered or directed by the board. **6.** The amount in each case ordered or directed by the board to be paid out of the said fund and by the railway company and municipality or other party to the proceedings. **7.** The cases in which the work ordered to be done (a) has been completed, (b) in which it is under construction, (c) the cases in which the municipality has submitted to or complied with the order of the board, and (d) cases in which the municipality has refused to comply. Presented 14th December, 1909.—*Mr. Lennox.*
Not printed.
- 61.** Return to an order of the House of Commons, dated 24th November, 1909, showing what Indian lands within the territories now covered by each of the provinces of Manitoba, Saskatchewan and Alberta, have been sold yearly since 30th June, 1900; such information to be detailed as follows: the name of each reserve, the area sold therein yearly, the average prices realized, and the cash paid to the Indians concerned at the time of sale, under the terms of surrender. Presented 15th December, 1909.—*Mr. McGrath.*
Not printed.
- 62.** Return to an order of the House of Commons, dated 22nd November, 1909, showing the areas sold or leased as oil lands in the Northwest, giving the amount sold or leased, the date when, and the parties to whom sold or leased, and if leased, the various assignments, if any, made thereof, and the dates of the same. Presented 15th December, 1909.—*Mr. Foster.**Not printed.*
- 63.** Return to an order of the House of Commons, dated 16th November, 1909, showing: Copy of the contract for the dredging of the Napanee river during the summer of 1909; name of the contractor who had the contract; names of the engineers in charge of the work and the inspector; the depth and width of the channel after dredging; the length of time taken to complete the work; the total amount of money expended on the work; whether the work was done by day work or by the yard; and the prices paid by day or by yard. Presented 15th December, 1909.—*Mr. Wilson (Lennox).*
Not printed.
- 64.** Return made to parliament in accordance with chapter 47, section 4, Revised Statutes, 1906, containing copy of the orders in council for the issue of licenses to United States fishing vessels to enable them to buy bait, ice, lines, &c. during the year 1910. Presented 16th December, 1909, by Hon. L. P. Brodeur.*Not printed.*
- 65.** Return, in pursuance of section 16 of the Government Annuities Act, 1908, containing statement of the business done during the fiscal year ending March 31st, 1909, together with a copy of the regulations made under section 13 of the act. Presented 17th December, 1909, by Hon. W. S. Fielding.*Printed for sessional papers.*
- 66.** Report of the Commissioner, Dominion Police Force, for the year 1909. Presented 12th January, 1910, by Hon. A. B. Aylesworth.*Not printed.*

CONTENTS OF VOLUME 19—Continued.

- 67.** Return to an order of the House of Commons, dated 29th November, 1909, for a copy of all reports and correspondence in connection with section 29, township 9, range 22, west of the 4th meridian, as well as applications for railway right of way and station grounds within such land. Presented 12th January, 1910.—*Mr. McGrath..Not printed*
- 68.** Return to an order of the House of Commons, dated 6th December, 1909, for a copy of all papers, reports, correspondence, &c., between the Department of the Interior and its officers and agencies and any other persons, relative to the s.w. $\frac{1}{4}$ section 24-38-10 west of the 3rd m., and the respective claims of Allan R. Mudie and Thos. G. Warwick. Presented 12th January, 1910.—*Mr. Lake..Not printed*
- 69.** Return to an order of the House of Commons, dated 15th December, 1909, showing the names of the two hundred and twenty-one members of the House of Commons, as provided for in 6-7 Edward VII., Dominion Statutes, 1907, chapter 41, section 1, excepting only such seat or seats as have fallen vacant. Presented 12th January, 1910.—*Mr. White (Renfrew)..Not printed*
- 70.** Return to an order of the House of Commons, dated 24th November, 1909, showing the total number of incubators and brooders, respectively, imported into Canada from the United States during the fiscal year ending March 31st, 1909, and the total cost of each. Presented 13th January, 1910.—*Mr. White (Renfrew)..Not printed*
- 71.** Return to an order of the House of Commons, dated 22nd November, 1909, for a copy of all letters, telegrams, applications, contracts and correspondence with regard to the taking of spawn for the fish hatchery at Snake Island, Winnipegosis, for the years 1907, 1908 and 1909. Presented 13th January, 1910.—*Mr. Campbell.. . . .Not printed*
- 72.** Return to an order of the House of Commons, dated 15th December, 1909, showing a list of all exports, technical advisers, and special officers generally, engaged by the government in connection with the naval defence programme and its execution, giving names, special qualifications, duration of engagement and rate of remuneration, as well as the total amount expended to date under the above; also amounts expended to date for articles, books, instruments and objects of all kinds in connection with said naval defence programme. Presented 13th January, 1910.—*Mr. Monk.*
Printed for sessional paper.
- 73.** Return to an order of the House of Commons, dated 29th November, 1909, showing the number of lighthouses in British Columbia, the salaries of the lightkeepers at the end of the financial year 1907-1908; what the salaries are to-day; why some salaries have been reduced and when such reduction took place. Presented 13th January, 1910.—*Mr. Smith (Nanaimo)..Not printed*
- 74.** Return to an address of the House of Commons, dated 18th November, 1909, for a copy of all orders in council, correspondence, documents and papers of every description relating to the proposed sale or disposal of any part of the Peigan Indian Reserve in the province of Alberta, including any advertisement of such sale and record of the proceedings, whether by vote or otherwise, under which any of the Indians on said reserve purported to give their consent thereto. Also a return showing the actual number of Indians on said reserve entitled to vote or elect in respect of such proposed sale, and all other information in the possession of the department or its officials relating to or in any way referring to the proceedings in connection with such proposed sale. Presented 13th January, 1910.—*Mr. Herron..Not printed*

CONTENTS OF VOLUME 19—Continued.

- 75.** Return to an order of the House of Commons, dated 17th December, 1909, for a copy of all papers, reports, correspondence, &c., between the Department of the Interior, and its officers and agencies, and any other person, relative to the s.w. $\frac{1}{4}$ section 16-30-9, w. 3rd m., and the respective claims thereto of Thomas Paterson and J. F. Sibbald. Presented 13th January, 1910.—*Mr. Lake*.. . . .*Not printed.*
- 76.** Return to an order of the House of Commons, dated 24th November, 1909, showing approximately the amount of revenue collected by the government between the 1st January, 1908, and the 1st November, 1909, in the province of Alberta and Saskatchewan, respectively, on account of payments for coal lands, coal royalties, bonuses and rental on timber lands, timber dues, hay lands, grazing lands, irrigation areas, school lands, minerals, water powers, stone quarrying lands, Indian lands, or on account of any natural resources within each of the above provinces. Presented 13th January, 1910.—*Mr. McCarthy*.. . . .*Not printed.*
- 77.** Return to an order of the House of Commons, dated 17th December, 1909, for a copy of all documents and papers relating to the western shipment of grain. Presented 13th January, 1910.—*Mr. Taylor (Leeds)*.. . . .*Not printed.*
- 78.** Return to an order of the House of Commons, dated 24th November, 1909, for a copy of all letters, correspondence and complaints, or other papers, from Indians or others regarding the manner in which the St. Peter's Indians have been treated relating to lands allotted to them by the government in consideration of the surrender of St. Peter's Reserve. Presented 13th January, 1910.—*Mr. Bradbury*.. . . .*Not printed.*
- 78a.** Return to an order of the House of Commons, dated 13th December, 1909, for a copy of all instructions to J. O. Lewis, Indian Agent at Selkirk, regarding the delivery of patents to Indians entitled to same, in connection with the surrender of St. Peter's Reserve. Presented 13th January, 1910.—*Mr. Bradbury*.. . . .*Not printed.*
- 78b.** Return to an order of the House of Commons, dated 6th December, 1909, showing all moneys paid by the government in connection with the surrender of St. Peter's Reserve, to whom paid, and for what; also all moneys paid in connection with the moving of the Indians to the new reserve on Lake Winnipeg, to whom paid, and for what. Presented 13th January, 1910.—*Mr. Bradbury*.. . . .*Not printed.*
- 78c.** Return to an order of the House of Commons, dated 29th November, 1909, for a copy of all instructions sent to the Indian Agent at Selkirk, in connection with St. Peter's Indians pledging or disposing of their holdings, secured through the surrender of their reserve; a statement showing all those entitled to receive patents for lands in connection with the surrender of the reserve, the applications made by those so entitled for their patents, and receipts signed for the patents by those so entitled on delivery of the patent. Presented 13th January, 1910.—*Mr. Bradbury*.. . . .*Not printed.*
- 78d.** Copy of papers relating to St. Peter's Indian Reserve, comprising letters of instructions and commission to Mr. H. M. Howell, Report of H. M. Howell, and advertisement in connection with auction sale of lands. Presented 27th January, 1910, by Hon. F. Oliver.. . . .*Not printed.*
- 78e.** Return to an order of the House of Commons, dated 17th January, 1910, for a copy of all accounts of George Tracy, of Selkirk, against Indians of St. Peter's Reserve, Manitoba, now on file in the Department of Indian Affairs here, and of all correspondence in the department in relation thereto. Presented 31st January, 1910.—*Mr. Bradbury*.. . . .*Not printed.*

CONTENTS OF VOLUME 19—Continued.

- 78f.** Return to an order of the House of Commons, dated 14th February, 1910, for a copy of all papers and instructions given to A. S. Williams, Law Clerk of the Department of Indian Affairs, and to S. Swinford, Inspector of Indians, Winnipeg, in connection with their work among the St. Peter's Indians in Manitoba; also a copy of the report of these gentlemen in connection with the work they have been engaged in during the last few weeks among the St. Peter's Indians. Presented 14th April, 1910.—*Mr. Bradbury.*
Not printed.
- 79.** Return to an order of the Senate, dated 26th November, 1909, for a copy of the several complaints which in 1908 and 1909 have been made by different parties to the Minister of the Interior or to the Superintendent of Immigration of the manner in which immigrants are treated at Quebec. Presented 13th January, 1910.—*Hon. Mr. Landry.*
Not printed.
- 80.** Return to an order of the Senate, dated 2nd December, 1909, for a copy of all accounts filed during the fiscal year 1907-8 in the Department of the Interior by Sosthène Morisset, one of the clerks of the Immigration office at Quebec. Presented 13th January, 1910.—*Hon. Mr. Landry.**Not printed.*
- 80a.** Return to an order of the Senate, dated 3rd December, 1909, for a copy (1) of the medical certificate given by Doctors Pagé and Nadeau to justify the order for the sending back of the immigrant Otta Nittinen, in November, 1908; (2) of the correspondence on this subject exchanged between the agent of the Canadian Pacific Railway, Mr. Jules Hone, and Messrs. Lavoie and Stein of the Immigration Office at Quebec, and the Superintendent General of Immigration at Ottawa, Mr. W. D. Scott, in November and December, 1908. Presented 13th January, 1910.—*Hon. Mr. Landry.*
Not printed.
- 80b.** Return to an order of the Senate, dated 3rd December, 1909, for a copy of the attendance and pay-lists of the employees in the Immigration Office at Quebec, for the first four months of the present year. Presented 13th January, 1910.—*Hon. Mr. Landry.*
Not printed.
- 80c.** Return to an order of the Senate, dated 2nd December, 1909, for the Report of Detentions and Deportations at the port of Quebec for the month of November, 1908. Presented 13th January, 1910.—*Hon. Mr. Landry.**Not printed.*
- 80d.** Return to an address of the Senate, dated 25th January, 1910, for a copy of the attendance and pay-lists of the employees of the Immigration Office at Quebec, for the months of January, February, March and April of 1909. Presented 10th February, 1910.—*Hon. Mr. Landry.**Not printed.*
- 80e.** Return to an order of the Senate, dated 12th January, 1910, for a copy of the report made in 1906 to the Department of the Interior by Mr. Blair, upon the inquiry held by him at Quebec, at the Immigration Office, on the subject of certain complaints concerning the administration of the said office. Presented 22nd February, 1910.—*Hon. Mr. Landry.**Not printed.*
- 80f.** Return to an order of the House of Commons, dated 13th December, 1909, for a copy of the correspondence exchanged since the 1st of January, 1908, between the medical examiners of immigrants and the Superintendent of Immigration, respecting the inspection of immigrants. Presented 23rd March, 1910. *Mr. Paquet.**Not printed.*

CONTENTS OF VOLUME 19—Continued.

- 80g.** Return to an order of the Senate, dated 10th March, 1910, for the production of all complaints made to the Department of the Interior against the present Immigration Agent at Quebec, and of all the correspondence exchanged on this subject between the different parties in question and the department or any of its officers. Presented 6th April, 1910.—*Hon. Mr. Landry*... ..*Not printed.*
- 80h.** Return to an order of the Senate, dated 2nd March, 1910, calling for the production of all correspondence between the present Immigration Agent at Quebec and his superior in the Department of the Interior, on the subject of his retirement, dismissal or promotion of officers under his control, or of the increase or decrease of their salaries or remuneration. Presented 6th April, 1910.—*Hon. Mr. Landry*... ..*Not printed.*
- 80i.** Return to an order of the Senate, dated 1st February, 1910, for a copy of the accounts sent by the restaurant keeper, Jacques Dery, to the Immigration Department, for meals furnished the employees of the Immigration Office at Quebec, from 1st January, 1906, until 1st January, 1910, specifying separately for each employee, the date of each meal and the sum asked, and also a copy of all the accounts sent, from time to time, by the same restaurant keeper during the same period, for meals given and provisions furnished in connection with the Immigration Office at Quebec. Presented 6th April, 1910.—*Hon. Mr. Landry*... ..*Not printed.*
- 80j.** Return to an order of the Senate, dated 10th March, 1910, for a copy of all correspondence exchanged between the Immigration Department and Doctor Jos. P. Lavoie, Immigration Agent at Quebec, since the appointment of the latter, with regard to the following subjects, to wit: The expense of equipping his office; the placing of the telephone, the cost and the use of that instrument; the installing of electric fans in the immigrants' eating room, and in the agent's dining room; the changes to be made in the personnel of the Quebec office; the appointment of new employees; and every subject concerning the internal administration of his office. Presented 13th April, 1910.—*Hon. Mr. Landry*... ..*Not printed.*
- 80k.** Return to an order of the Senate, dated 7th April, 1910, for the production of the requests or of the complaints made by the navigation companies for the past five years, on the subject of the insufficiency of the means of accommodation put at the disposal of the authorities of Grosse Isle for the benefit of the immigrants, obliged by the regulations to remain there. Presented 2nd May, 1910.—*Hon. Mr. Landry*... ..*Not printed.*
- 80l.** Return to an order of the Senate, dated 26th April, 1910, calling for the production of a copy of the attendance list of the employees of the Immigration Office at Quebec for the month of October, 1908. Presented 4th May, 1910.—*Hon. Mr. Landry*... ..*Not printed.*
- 80m.** Return to an order of the Senate, dated 7th April, 1910, calling for the production of a copy of the attendance lists of the employees of the Immigration Office at Quebec, from the 1st April, 1909, to this day, and also for a copy of the pay-lists of the same employees during the same period. Presented 4th May, 1910.—*Hon. Mr. Landry*.
Not printed.
- 81.** Return to an order of the House of Commons, dated 16th November, 1909, showing in relation to each dog-fish reduction plant or establishment for the reduction of dog-fish erected by or for the government or maintained in whole or in part by the government, (a) the cost of construction, (b) the cost of maintainance for each year, (c) the location, (d) the quantity of dog-fish treated thereat in each year, and (e) the amount realized from the sale of or the disposal in each year. Presented 17th January, 1910.—*Mr. Borden*.
Not printed.

CONTENTS OF VOLUME 19—Continued.

- 82.** Return to an order of the House of Commons, dated 6th December, 1909, for a copy of all correspondence, reports, documents and papers touching the matter of the salmon fishery of Salmon River, Digby county, N.S., and the fishways or passes in said river. Presented 17th January, 1910.—*Mr. Jameson*.. . . .*Not printed.*
- 83.** Return to an order of the House of Commons, dated 22nd November, 1909, for a copy of all reports, correspondence and other papers relating to the condition and maintenance of the buoy on the Old Proprietor Ledge in the Bay of Fundy since January 1st, 1938; also of all reports, correspondence and other papers relating to the establishment, equipment, maintenance and operation of the life boat and life saving station at Seal Cove, in the Bay of Fundy; also copy of all instructions issued to Captain Lugar in connection with the inquiry into the wreck of the ss. *Hestia*, and of the findings and report on said inquiry. Presented 17th January, 1910.—*Mr. Daniel*.. . . .*Not printed.*
- 83a.** Supplementary Return to No. 83. Presented 14th February, 1910.. . . .*Not printed.*
- 84.** Return to an order of the House of Commons, dated 15th December, 1909, showing: 1. The present indebtedness to the Dominion government of the Montreal Turnpike Trust (a) on capital account, (b) for arrears of interest. 2. The amount collected at each toll gate belonging to the said turnpike trust during the year ending 31st December, 1908, and for the first six months of the year 1909. 3. The names of all parties who have commuted their tolls during each of the two above mentioned periods and the amount of the commutation money paid to the trust in each case. 4. The amount expended on each section or road division under the control of said trust, during the year ending 31st December 1908, and the contracts given out during the said year, with the name of the contractor and the date and amount of money involved in each case; and a statement in each case also as to whether the contract was awarded after tender called through newspapers. 5. The amount paid out during the said two first above-mentioned periods at each toll gate for salaries of day and night guardians and any other expenditures at each of the toll gates maintained. 6. The names of all parties holding passes for free use of the roads under control of said trust during the period above mentioned, with a statement, in each case, of the reason why the pass was so granted. 7. The expenses of the said trust during each of the two periods above mentioned for rent, salaries of the office, inside or outside service, giving name and remuneration of each official and amounts paid to any civil engineer employed by the trust. 8. The actual present indebtedness in detail of said trust outside of its bonds due to the government of Canada. 9. The amounts collected by said trust during the above-mentioned periods from municipalities under special agreements made as to their share pro rata of the bonded indebtedness of the turnpike trust. 10. The names of all members of the trust elected to represent the bondholders, with date of election in each case, during said two periods. 11. The amounts paid by the trust to any of its members or officials during said two periods, whether as travelling or personal expenses, or indemnity for attendance or for any other reason whatever. 12. The name of any auditor who has acted during said two periods, and the amount paid such auditor. 13. An exact statement of any amounts paid by the trust for purchase or lease of any property outside of the city of Montreal and in defraying the travelling or displacement or maintenance expenses of the trustees or their officials generally. Presented 17th January, 1910.—*Mr. Monk*.. . . .*Not printed.*
- 85.** Return to an address of the House of Commons, dated 29th November, 1909, for a copy of all orders in council relating to the North Atlantic Trading Company, and all correspondence between the North Atlantic Trading Company and the government, or any member or official thereof, since November 1, 1906, and up to 20th November, 1909. Presented 20th January, 1910.—*Mr. Wilson (Lennon)*.. . . .*Not printed.*

CONTENTS OF VOLUME 19—Continued.

- 85a.** Return to an order of the House of Commons, dated 15th December, 1909, for a copy of petition of right of pleas offered in defence in the case of the suit of the North Atlantic Trading Company vs. the King, in the Exchequer Court, and of all correspondence as well as reports and petitions which led up to the government granting a fiat to the suppliant; and a copy of all letters having reference to the said claim now sued upon from the time of the final payment to the said North Atlantic Company. Presented 20th January, 1910.—*Mr. Monk*.. . . .*Not printed.*
- 86.** Return to an order of the House of Commons, dated 6th December, 1909, for a copy of all correspondence, documents, and reports since the 1st January, 1908, between our immigration agents in Belgium and the Minister of the Interior. Presented 20th January, 1910.—*Mr. Paquet*.. . . .*Not printed.*
- 86a.** Return to an order of the House of Commons, dated 18th November, 1909, giving the names and addresses of all immigration agents at the present time employed by the government in Great Britain, the continent of Europe, and the United States, on salary, the amount of salary paid to each, the amount of other perquisites paid to each, if any; the names and addresses of all immigration agents at the present time employed by the government in the above countries on commission, the amount of such commission, the rate of commission per immigrant, the amount of other perquisites paid to each; the names and addresses of all special immigration agents in the above countries appointed during the fiscal years 1908-9 and up to 1st November, 1909, the date of the appointment of each, the address of each at the time of his appointment, the amount of salary, commission, or other perquisites paid to each, and the length of time served by each in respect of such appointment. Presented 4th February, 1910.—*Mr. Wilson (Lennox)*.. . . .*Not printed.*
- 87.** Return to an order of the House of Commons, dated 1st December, 1909, showing all casualties and accidents attended with danger or loss of human life, that have occurred in the Marine and Fisheries Department owing to the operation of pintsch and acetylene gas as an illuminant, for each year since 1880, together with a copy of all papers and reports in connection therewith. Presented 20th January, 1910.—*Mr. Foster*.. . . .*Not printed.*
- 88.** Return to an order of the House of Commons, dated 6th December, 1909, for a copy of all correspondence, petitions, and other papers between any person or persons and the government, or any member thereof, or any official thereof, with reference to the dredging of the Napanee river. Presented 20th January, 1910.—*Mr. Wilson (Lennox)*.. . . .*Not printed.*
- 89.** Return to an order of the House of Commons, dated 13th December, 1909, for a copy of all correspondence had between the Post Office and Public Works Departments, together with all reports and other documents relating to the necessity of providing adequate post office accommodation in the city of Lethbridge. Presented 20th January, 1910.—*Mr. Magrath*.. . . .*Not printed.*
- 89a.** Supplementary Return to No. 89. Presented 18th February, 1910.. . . .*Not printed.*
- 90.** Interim Report of the Dominion Fisheries Commission for the investigation of the waters on Lac du Bonnet fisheries. Presented 20th January, 1910, by Sir Wilfrid Laurier.. . . .*Not printed.*
- 90a.** Interim Report of the Dominion Fisheries Commission for the investigation of the waters of Manitoba and the West. Presented 20th January, 1910, by Sir Wilfrid Laurier.. . . .*Not printed.*

CONTENTS OF VOLUME 19—Continued.

- 90b.** Return to an order of the House of Commons, dated 22nd November, 1909, for a copy of all letters, telegrams, applications, contracts, lease or leases and correspondence with regard to Lac du Bonnet fishing. Presented 27th January, 1910.—*Mr. Campbell.*
Not printed.
- 90c.** Return to an address of the House of Commons, dated 4th February, 1909, for a copy of all correspondence, orders in council, papers and documents relating to the question of fisheries in the Pembina river, in the province of Manitoba, and of regulations or agreements with the United States government in reference to the rivers running from one country into the other. Presented 14th February, 1910.—*Mr. Sharpe (Lisgar).*
Not printed.
- 91.** Return to an order of the House of Commons, dated 15th December, 1909, for a copy of the pay sheets of the employees on the Lachine canal under the supervision of Denis O'Brien for the months of May, June, July, August, September, October and November. Presented 24th January, 1910.—*Mr. Verville.**Not printed.*
- 92.** Return to an order of the House of Commons, dated 24th January, 1910, for a copy of all instructions given during his term of office by the Honourable Speaker Blanchet, to the then sergeant-at-arms, or to other officials in connection with the appointment of sessional messengers. Presented 26th January, 1910.—*Mr. Monk.**Not printed.*
- 93.** Return to an order of the House of Commons, dated 18th November, 1909, showing the number of fatal accidents resulting from the use of explosives in the construction of railways and other public works in Canada, reported to either the Department of Railways and Canals, the Department of Public Works, or the National Transcontinental Railway Commissioners, within the past three years; the nature of investigation, if held, after each accident; and what precautions have been taken to prevent or minimize the number of accidents from the use of explosives on construction work in Canada under control of government officials. Presented 26th January, 1910.—*Mr. Robb.**Printed for sessional papers.*
- 94.** Return to an order of the House of Commons, dated 18th November, 1909, for a copy of all applications, petitions, letters, telegrams, documents, plans, specifications and correspondence with reference to, and in any way concerning the application for subsidy for the building of a dry-dock and ship-building yard by certain persons, or company, at or in the vicinity of the town of Sault Ste-Marie, Ontario. Presented 26th January, 1910.—*Mr. Boyce.**Not printed.*
- 94a.** Return to an order of the House of Commons, dated 18th November, 1909, for a copy of all applications, petitions, letters, telegrams, documents, plans, specifications and correspondence with reference to and in any way concerning the application for subsidy for the building of a dry-dock and ship-building yard by certain persons, or company, at or in the vicinity of the town of Port Arthur, Ontario. Presented 11th March, 1910.—*Mr. Boyce.**Not printed.*
- 95.** Return to an order of the House of Commons, dated 17th December, 1909, showing: 1. A description by sections, townships and ranges, with areas of all lands included in the area controlled by the Southern Alberta Land Company under agreements with the government, and the date of expiry of such agreements. 2. A description by sections, townships and ranges with areas of all lands held under grazing lease or leases or assignment of leases and now controlled by Messrs. Cowdry & Maunsall, or either of them, of lands which lie between the Bow and Belly rivers, bounded on the east by range 12 and on the west by range 19, west of the fourth meridian. Presented 27th January, 1910.—*Mr. McCarthy.**Not printed.*

CONTENTS OF VOLUME 19—Continued.

- 96.** Return to an order of the House of Commons, dated 17th January, 1910, showing: 1. What amount has been annually expended by the government since the year 1900 in connection with the Atlantic Fisheries of Canada, apart from sums spent in the fishery protection service and for bounty, in the respective provinces of Nova Scotia, New-Brunswick, Prince Edward Island and Quebec. 2. The amount expended in each of the said provinces annually for fishery breeding purposes, dog-fish reduction plants, bait freezers, cold storage and salaries of officials, respectively. 3. What other general purposes in connection with the fisheries expenditures were made in such provinces within said period. Presented 27th January, 1910.—*Mr. Jameson*... ..*Not printed.*
- 97.** Regulations of the National Parks of Canada. Presented 28th January, 1910, by Hon. F. Oliver... ..*Printed for sessional papers.*
- 98.** Return to an order of the House of Commons, dated 19th January, 1910, showing all tenders called for by the Department of Railways and Canals, or the purchasing agent of the Intercolonial Railway of Ottawa, at any time during the year 1909, for wire fencing: a copy of any tenders received for such fencing, with the names of the tenderers, and the prices quoted by the said parties tendering for the different kinds of fencing; the names of the successful tenderers, and the particular kind of fencing bought, the gauge of wire, number of stands and distances apart of the brackets in uprights; the price per rod, and where the wire was manufactured. Presented 1st February, 1910.—*Mr. Wilcox*... ..*Not printed.*
- 98a.** Return (in part) to an order of the House of Commons, dated 1st December, 1909, for a copy of all papers in connection with the alleged securing and sale or distribution of passes on the Intercolonial Railway within the last two years, and also of all papers of every kind in connection with the alleged padding of pay-lists on the Windsor Branch Railway, and the re-sale of mutilated railway ties to the government. Presented 16th February, 1910.—*Mr. Foster*... ..*Not printed.*
- 98b.** Return to an order of the House of Commons, dated 24th January, 1910, showing: 1. How many derailments have taken place on the Intercolonial Railway during the year 1909. 2. At what points of the railway each of these derailments took place, and at what dates. 3. The report made in each case, and the cause or causes mentioned in such report. Presented 17th February, 1910.—*Mr. Talbot*... ..*Not printed.*
- 98c.** Return to an order of the House of Commons, dated 7th February, 1910, showing: Since the beginning of the autumn train service of 1909 on the Intercolonial Railway, at what time the train leaves Oxford Junction every week day morning for Pictou is due to leave Oxford Junction and arrive at Pictou; the actual time at which the train departed each day from Oxford Junction, the actual time at which it arrived each day at Pictou; the causes of the delay, if any; and what efforts are being made to improve the service in respect of time. Presented 24th February, 1910.—*Mr. Rhodes*... ..*Not printed.*
- 98d.** Return to an order of the Senate dated 15th February, 1910, for a statement showing in so many distinct columns: 1. The names of all the employees of the Intercolonial Railway who have been dismissed or who have resigned since the Intercolonial Railway was put under the direction of the Commission of that real. 2. The respective salaries of such employees. 3. The date of their appointment. 4. The date of their dismissal. 5. The number of the division or of the section of the railway where they were employed. 6. The domicile of such employees at the time of their dismissal. Presented 19th April, 1910.—*Hon. Mr. Landry*... ..*Not printed.*

CONTENTS OF VOLUME 19—Continued.

- 98e.** Return to an order of the House of Commons, dated 14th March, 1910, showing: Since the appointment of the Government Railways' Managing Board, how many employees of the Intercolonial Railway have been dismissed at Truro, at Halifax, and at Stellarton, respectively, with their respective names; at what kind of work each was employed; on what dates, respectively, each one was dismissed; how many of them since re-employed; on what dates, respectively, each one was re-employed; how long since such re-employment each one has remained in the service; how many of them are still in the service, with their names and what each one is employed at. Presented 20th April 1910.—*Mr. Rhodes*.. . . . *Not printed.*
- 98f.** Return to an order of the House of Commons, dated 22nd November, 1909, showing the number of passes issued on the Intercolonial Railway from October 1st, 1908, to October 1st, 1909, whether annual, return trip or trip, to whom issued, the authority and upon whose recommendation the passes were issued and reasons for the issue, the several points at which these passes took effect and the destination, and also a copy of the agreement entered into by the various railways of Canada regarding the non-issuing of passes. Presented 20th April, 1910.—*Mr. Stanfield*.. . . . *Not printed.*
- 99.** Return to an order of the House of Commons, dated 6th December, 1909, for a copy of all letters, communications, petitions and correspondence with and by the government, or any minister, with regard to the appointment of some one to fill the vacancy on the Board of Railway Commissioners, caused by the demise of the late Honourable Thos. Greenway. Presented 1st February, 1910.—*Mr. Campbell*.. . . . *Not printed.*
- 100.** Return to an address of the House of Commons, dated 29th November, 1909, for a copy of all memorials, reports, correspondence and documents in the possession of the government, relating to the reduction of the representation in the House of Commons, of the several provinces of Nova Scotia, New Brunswick and Prince Edward Island, and of all correspondence with the governments of these provinces with regard to the restoration to the said provinces of such representation as they respectively had at the time of their becoming provinces of this Dominion. Presented 1st February, 1910.—*Mr. Warburton*.. . . . *Printed for sessional papers.*
- 101.** Return to an order of the House of Commons, dated 19th January, 1910, for a copy of all declarations, affidavits and solemn declarations made and sent to the Post Office Department, or to the Honourable the Postmaster General, since the first day of September, 1907, up to the fifteenth day of January, 1910, respecting the franking privilege asked for the *Arthabaska Gazette*, with copies of the lists of pretended subscribers to that newspaper with the said declarations, affidavits and solemn declarations; also a copy of the report of Mr. A. Bolduc, Post Office Inspector, respecting the said *Arthabaska Gazette*. Presented 2nd February, 1910.—*Mr. Lavergne*.
Not printed.
- 102.** Return to an order of the House of Commons, dated 13th December, 1909, showing a list of the free mail delivery routes which have been established in Canada, including the port of departure and the place of arrival, the length of each, the number of houses on each route, and the number of boxes on each route. Presented 3rd February, 1910.—*Mr. Armstrong*.. . . . *Printed for sessional papers.*
- 102a.** Return to an order of the House of Commons dated 6th December, 1909, for a copy of all papers, letters, telegrams, documents and correspondence with reference to or in any way concerning the installation of free mail delivery service in the city of Sydney, N.S. Presented 17th February, 1910.—*Mr. Maddin*.. . . . *Not printed.*

CONTENTS OF VOLUME 19—Continued.

- 103.** Return to an order of the House of Commons, dated 3rd February, 1910, for a copy of the report of Commander Wm. Wakeham, Special Commissioner and Inspector of Fisheries for the Gulf of St. Lawrence, on the Lobster Industry of the Maritime Provinces and the province of Quebec. Presented 3rd February, 1910, by Sir Wilfrid Laurier. *See Sessional Paper No. 22a.*
- 104.** Return to an order of the House of Commons, dated 17th January, 1910, for a copy of all correspondence, reports, despatches, documents and other papers relating in any way to the claim for a homestead, by the members of the family of Angus Sauve, who was in the African campaign, and who died a short time after his arrival in the country. Presented 4th February, 1910.—*Mr. Boyer*. *Not printed.*
- 104a.** (1909). 1. International Boundary Waters Treaty, signed at Washington, 11th January, 1909. 2. Rider attached by the United States Senate.
Printed for both distribution and sessional papers.
- 105.** Report of a system of uniform and common international regulations for the protection and preservation of the food fishes in international boundary waters of Canada and the United States. Prepared by the International Fisheries Commission pursuant to and under the authority of the Convention of April 11, 1908, between Great Britain and the United States. Presented 4th February, 1910, by Sir Wilfrid Laurier. *Printed for distribution.*
- 106.** Return to an order of the House of Commons, dated 19th January, 1910, for a copy of all papers, letters, telegrams, documents and correspondence, occurring during the first six months of 1908, in connection with suggested amendments to the Northwest Irrigation Act. Presented 7th February, 1910.—*Mr. Magrath*. *Not printed.*
- 107.** Return to an address of the House of Commons, dated 16th November, 1909, for a copy of all petitions addressed to His Excellency the Governor General of Canada, or to the government, or any department thereof; also of all letters, correspondence of all kinds, and all reports had by the government in reference to the navigation, cleaning and deepening of the river known as River des Prairies, following along the northern boundary of the island of Montreal. Presented 7th February, 1910.—*Mr. Monk*.
Not printed.
- 107a.** Report of Mr. G. de G. Languedoc, assistant engineer, in respect of work required to be done along Rivière des Prairies, to give a five-foot channel at low water for navigation. Presented 15th February, 1910, by Hon. W. Pugsley. *Not printed.*
- 108.** Return to an order of the House of Commons, dated 24th January, 1910, showing what interest or control the Canadian Northern Railway Company has in any of the following railway companies: The Ontario and Rainy River Railway Company, the Port Arthur, Duluth & Western Railway Company, the Manitoba & Southeastern Railway Company, the Minnesota & Manitoba Railway Company, the Minnesota & Ontario Bridge Company, the Saskatchewan Northwestern Railway Company, the Qu'Appelle, Long Lake & Saskatchewan Railway Company, the Alberta Midland Railway Company, the Edmonton, Yukon and Pacific Railway Company. 2. What subsidies either in land, money or by way of guarantee of securities have been granted to any of the railway companies mentioned on account of the main or branch lines or both, of the said companies, either by the Dominion government, or the provincial governments of Ontario, Manitoba, Saskatchewan and Alberta, or any municipality through which their lines run. 3. What portion of these subsidies have been earned to date. 4. How many miles west of Edmonton a line of railway is constructed and in operation

CONTENTS OF VOLUME 19—Continued.

- by the Canadian Northern Railway Company. 5. What work other than location survey work has been done west of this point up to date, how much and of what nature. 6. What portion, if any, will eventually form part of the proposed line to Vancouver. 7. When the location plan of the route of the C.N.R. between Edmonton and Vancouver, by way of the Yellow Head Pass was approved by the Minister of Railways and the Board of Railway Commissioners. 8. What applications, if any, have been made since to change or in any way alter this location plan. 9. To what extent, if any, the government of Manitoba has exercised its right of control of freight rates under section 8 of schedule B of the Act 1 Edward VII, chapter 53. 10. What effect, if any, this section of said act has had in reducing freight rates in the province of Manitoba. Presented 8th February, 1910.—*Mr. Leumar.* *Not printed.*
- 109.** Return for the year ended 31st December, 1909, of permits to take intoxicants into the Northwest Territories, in accordance with the requirements of chapter 62, section 88, of the Revised Statutes of Canada. Presented 8th February, 1910, by Hon. F. Oliver. *Not printed.*
- 110.** Return to an order of the House of Commons, dated 6th December, 1909, showing how many officials of the government, or of the Senate or House of Commons, have residences or living rooms in Ottawa supplied by the Crown, with the estimated yearly value and the rent charged in each case. Presented 14th February, 1910.—*Mr. Blain.* *Not printed.*
- 110a.** Supplementary Return to No. 110. Presented 24th February, 1910... *Not printed.*
- 111.** Return to an order of the Senate, dated 26th January, 1910, showing the total amount of lands set apart for school purposes in Rupert's Land, or what now comprises the provinces of Manitoba, Saskatchewan and Alberta. The amount of said lands sold for school purposes yearly before the formation of the provinces of Saskatchewan and Alberta, and the average price realized per acre for same. The amount sold yearly in all the said provinces up to the year 1910, and the average price realized for same. The total amount of acres of school lands yet remaining unsold in the said provinces. Presented 15th February, 1910.—*Hon. Mr. Davis.* *Not printed.*
- 112.** Return to an order of the House of Commons, dated 6th December, 1909, showing the amount received by the Minister of Finance under the Land Titles Act, section 159, cap. 110, R.S.C., 57 and 58 Vic., cap. 28, sec. 116; how such fund is invested under sec. 160 of the same Act; the amount of interest which has accrued from said fund; and the amount paid for losses arising from bad titles guaranteed by said fund. Presented 22nd February, 1910.—*Mr. Macdonell.* *Not printed.*
- 113.** Return to an order of the House of Commons, dated 17th January, 1910, showing: 1. The name, cost, date of construction, place of construction, and gross tonnage of each of the steam vessels now owned by the Dominion government. 2. The names of those built in Canada. 3. What ones thrown open to Canadian competition. 4. In each case that was open to Canadian competition, the difference between the lowest Canadian tender and the price paid. 5. In each case where a contract was made with a builder for the construction of any of said steam vessels, the month and day when each of said contracts were signed, and when each of said contracts called for delivery of vessels. 6. The price each of the said steam vessels would have cost if the government in each case paid the current Canadian customs duty chargeable on vessels constructed outside of Canada. Presented 24th February, 1910.—*Mr. Sinclair.*
Printed for sessional papers.

CONTENTS OF VOLUME 19—Continued.

- 114.** Return to an order of the House of Commons, dated 15th March, 1909, showing:
 1. The number and names of the various dredges owned by the government. 2. When and by whom constructed, or when and from whom purchased. 3. The price paid for each dredge. 4. On what work each dredge has been engaged in in each of the years 1905, 1906, 1907 and 1908. 5. How many months during each of these years each dredge was working, and how many cubic yards of material each dredge removed per month. 6. The cost of maintaining and cost of operating each dredge for each of these years. 7. The names of the dredges leased during these years, if any, to whom leased, on what terms, and what amounts were received each year under such leases. Presented 24th February, 1910.—*Mr. German* *Not printed.*
- 115.** Return to an order of the House of Commons, dated 19th January, 1910, for a copy of all letters, telegrams, petitions and other correspondence in connection with the establishing of a post office to be named Charleston or Kelmont, on the south side of Assiniboine river, in the parish of St. Charles, province of Manitoba. Presented 24th February, 1910.—*Mr. Staples* *Not printed.*
- 116.** Return to an order of the House of Commons, dated 7th February, 1910, for a copy of all correspondence between the District Officer Commanding Military District Number 11 and the Department of Militia, with reference to the battery of 12-pounder B.L. guns recently sent to Esquimalt, or with reference to the proposal that No. 1 Company of the 5th Regiment, C.A., should train on said guns. Presented 24th February, 1910.—*Mr. Barnard* *Not printed.*
- 117.** Return to an order of the House of Commons, dated 7th February, 1910, showing the total cost to Canada of the Military College buildings and grounds, and the amount furnished each year by the government towards its maintenance. Presented 24th February, 1910.—*Mr. Armstrong* *Printed for sessional papers.*
- 118.** Return to an order of the House of Commons, dated 7th February, 1910, for a copy of all papers, affidavits and correspondence between the Interior Department and John A. Dunn, or anyone in his behalf, and any official of the department, concerning the application for patent of the n.w. $\frac{1}{4}$ sec. 31, tp. 35, range 16, west of the 2nd meridian. Presented 24th February, 1910.—*Mr. Roche* *Not printed.*
- 119.** Statement of the affairs of the British Canadian Loan and Investment Company (Limited), for the year ended 31st December, 1909. Also a list of the shareholders on 31st December, 1909, in accordance with chapter 57 of 39 Victoria. Presented (Senate) 25th February, by the Hon. the Speaker *Not printed.*
- 120.** Return to an order of the Senate, dated 23rd November, 1909, for a copy of each charter granted since 1st June, 1909, by the Secretary of State, by letters patent under The Companies Act, chapter 79 of the Revised Statutes, 1906. (a) Incorporating any company with powers for the development, production, distribution or use of water power for any purposes; or with powers for the production, distribution and use of water power for any purposes; or with powers for the production, distribution and use of electricity in any form by any means, whether directly or by the transformation thereof into heat, light, power or any other kind of energy; or (b) conferring such powers upon any company previously incorporated. Presented 1st March, 1910.—*Hon. Mr. David* *Not printed.*

CONTENTS OF VOLUME 19—Continued.

- 121.** Return to an order of the House of Commons, dated 14th February, 1910, showing the amounts that have been paid to the *Whig* Publishing Company for printing and advertising by or for any departments of this government other than Militia and Defence and Marine and Fisheries, each year, from 1896 to the present time. Presented 2nd March, 1910.—*Mr. Edwards*... ..*Not printed.*
- 121a.** Supplementary Return to No. 121. Presented 10th March, 1910... ..*Not printed.*
- 122.** Return to an order of the House of Commons, dated 29th November, 1909, for a copy of all letters, correspondence, papers, bills and memorials, passing between the government of the province of Manitoba and the Dominion government since 1st January, 1907. Presented 2nd March, 1910.—*Mr. Roche*... ..*Not printed.*
- 122a.** Return to an address of the House of Commons, dated 28th February, 1910, and also of the Senate, dated 24th February, 1910, for a copy of all correspondence between the Dominion government and the government of Manitoba on the subject of the extension of the boundaries of the province of Manitoba since the resolution adopted by the House of Commons on the 13th day of July, 1908. Presented 2nd March, 1910.—*Hon. Mr. Watson and Mr. Molloy*... ..*Not printed.*
- 123.** Return to an address of the Senate, dated 3rd February, 1910, for the production of all correspondence between the Honourable George E. Foster, M.P., and the government of Canada, or any of their members since the year 1878, in relation to appointment of judges to the judicial bench and of members to the Senate of Canada. Presented 6th April, 1910.—*Hon. Mr. Cloran*... ..*Not printed.*
- 124.** Return to an order of the House of Commons, dated 28th February, 1910, showing all sums of money received by the *Soleil* Publication Company, the *Vigie* Publication Company, and the *Daily Telegraph* Publication Company of Quebec, from the different federal departments, and from the Transcontinental Commission, since the first day of March, 1908, and the respective dates of each payment. Presented 3rd March, 1910.—*Mr. Paquet*... ..*Not printed.*
- 125.** Return to an order of the House of Commons, dated 29th November 1909, for a copy of all correspondence, reports, advertisements, tenders, contracts and other papers and documents relative to the maintenance of a wrecking plant on the Pacific or Atlantic coasts, or in the River or Gulf of St. Lawrence, not already brought down. Presented 3rd March, 1910.—*Mr. Taylor (Leeds)*... ..*Not printed.*
- 126.** Return to an order of the House of Commons, dated 19th January, 1910, showing how much money has been paid by this government in each year from 1896 to 1909, both years included, to the firms of Elliott Bros., and of R. Carson, of Kingston, Ontario, for supplies furnished to, or services of any kind performed by the government. Presented 4th March, 1910.—*Mr. Edwards*... ..*Not printed.*
- 127.** Return to an order of the House of Commons, dated 19th January, 1910, showing:
 1. The amount of Canada's copper, silver, and gold coinage, respectively, for each of the last ten years, and the cost and profit of each year's coinage, counting the interest and depreciation of the cost of the Canadian Mint at 6 per cent, and the cost of maintenance and staff for the years during which it has been in operation. 2. The amount of United States silver, and at what cost that has been deported each year, and the estimated amount of United States silver current in Canada from year to year. Presented 4th March, 1910.—*Mr. Foster*... ..*Not printed.*

CONTENTS OF VOLUME 19—Continued.

- 128.** Return to an order of the House of Commons, dated 7th February, 1910, showing the number of chartered banks that have gone into liquidation since 1858, the date of the charters of each, the date of suspension, the capital stock, assets and liabilities, respectively, at date of suspension, and the per cent of dividends paid to both holders and depositors respectively. Also what other banks have disappeared by amalgamation or otherwise, with similar information as above in respect to them. Presented 4th March, 1910.—*Mr. Foster*... ..*Not printed.*
- 129.** Return to an order of the House of Commons, dated 7th February, 1910, for a copy of all memorials, reports, correspondence and documents not already brought down, including report of the survey made during the past summer and autumn of the harbour at Cape John and Tatamagouche Bay, in the counties of Pictou and Colchester, in the province of Nova Scotia, relating to the route of the winter steamers between Prince Edward Island and the mainland of Canada, and suggesting and recommending a change or changes in the said route, and an increase in the number of trips daily of such winter steamers; and also a copy of all memorials, reports, correspondence and documents relating to the route of the summer mail steamers between Charlottetown and the mainland of Canada, and suggesting a change or changes in that route, and an increase in the number of trips daily of such summer mail steamers; and also with regard to connecting such suggested new summer route or routes with a point or points on the Intercolonial Railway; and also for a copy of all memorials, and correspondence, asking for additional and improved aids to navigation of the harbour of Charlottetown and in Tatamagouche Bay and harbour. Presented 4th March, 1910.—*Mr. Warburton*... ..*Not printed.*
- 130.** Return to an order of the House of Commons, dated 7th February, 1910, for a copy of all reports of surveys of any projected railway lines or routes in the province of Prince Edward Island during the years 1908 and 1909, and particularly reports of the surveys of any such line from Royal Junction, or thereabouts, to Kensington or thereabouts; also of all correspondence, recommendations, documents and papers of every kind, nature and description relating to or concerning the said projected railway lines or routes or the surveys therefor. Presented 6th March, 1910.—*Mr. Borden*... ..*Not printed.*
- 130a.** Return to an order of the House of Commons, dated 14th March, 1910, for a copy of all memorials, reports of surveys, engineers' reports, estimates, correspondence and documents in the possession of the Department of Railways and Canals, and of the Intercolonial Railway Commission, relating to the survey and construction of a proposed branch of the Prince Edward Island Railway through New London and along the north shore of Queens County, in that island. Presented 8th April, 1910.—*Mr. Warburton*... ..*Not printed.*
- 131.** Return to an order of the Senate, dated 22nd February, 1910, for a comparative statement for the years 1907, 1908 and 1909, of crude petroleum oil imported into Canada, and values. Presented 4th March, 1910.—*Hon. Mr. Domville*... ..*Not printed.*
- 132.** Return to an order of the House of Commons, dated 28th February, 1910, for a copy of reports of the following Quarantine Frontier Inspectors:—*Dr. Bradford, Dr. Carter, Dr. Duncan, Dr. Thornton, Dr. Wallace, Dr. May, Dr. McKenty, Dr. Little, Dr. Henderson and Dr. Scott*. Presented 9th March, 1910.—*Mr. Sharpe (Lisgar)*... ..*Not printed.*
- 133.** Report of the Hydrographic Survey, in connection with Irrigation, for the season of 1909. Presented 10th March, 1910, by *Hon. F. Oliver*.

Printed for both distribution and sessional papers.

CONTENTS OF VOLUME 19—Continued.

- 134.** Return to an order of the House of Commons, dated 17th February, 1909, showing particulars of the places where the expenditures mentioned in column 365, unrevised *Hansard*, for wharfs in Nova Scotia, New Brunswick and British Columbia, where made, together with amounts expended in each instance for construction and repairs, respectively. Presented 10th March, 1910.—*Mr. Barnard*. *Not printed.*
- 135.** Return to an address of the House of Commons, dated 16th November, 1909, for a copy of all petitions addressed to the government or any member thereof, as well as of all letters, correspondence and reports in the possession of the government, and having reference to repairs required at two wharfs built by the government and situated at Ste. Genevieve and Isle Bizard, in Jacques Cartier County, P.Q., and also all the correspondence concerning the construction of those wharfs, and of their use as piers for a bridge. Presented 11th March, 1910.—*Mr. Monk*. *Not printed.*
- 136.** Return to an order of the House of Commons, dated 17th January, 1910, showing the foreign exhibitions in which Canada has taken part since July, 1896, the time and place where such was held, the expenditure thereon by the government of Canada, the persons, not common labourers, who had charge of the same or were employed thereat, the sums paid to such severally under the heads of (a) salary, (b) expenses, and the total cost to the country of each such exhibition; also the amounts received as revenue from the sale of articles or commodities, lumber, buildings and other materials, respectively. The whole statement to be made up in tabular form and the additions of money columns to be made. Presented 11th March, 1910.—*Mr. Foster*.
Printed for sessional papers.
- 137.** Return to an order of the Senate, dated 18th February, 1910, for a statement showing the number of homestead entries, pre-emptions, scrip locations and military warrant locations in townships 35, 36, 37, 38 and 39, in ranges 1 to 19, inclusive, of 4th meridian, and in townships 32, 33 and 34, in ranges 1 to 8 inclusive, west of 4th meridian. Presented 16th March, 1910.—*Hon. Mr. Talbot*. *Not printed.*
- 138.** Return to an order of the House of Commons, dated 19th January, 1910, for a copy of all correspondence between the government, or any member thereof, and the Imperial South African Service Association, or any of its officers, in reference to a proposed military reserve to be formed by the members of the Imperial South African Veterans' Association. Presented 17th March, 1910.—*Mr. Macdonald*. . . *Not printed.*
- 139.** Return to an address of the House of Commons, dated 14th February, 1910, for a copy of all orders in council, correspondence, reports, documents and papers, relating to the right or privilege to raise the waters of Clear Lake, province of Manitoba, application for which was made by a company to develop power on the Little Saskatchewan river. Presented 21st March, 1910.—*Mr. Roche*. *Not printed.*
- 140.** Return to an order of the House of Commons, dated 7th February, 1910, for a copy of all correspondence, advertisements, tenders and other documents, in connection with a proposal or proposals to lease a part or the whole of the Black Foot Reserve. Presented 21st March, 1910.—*Mr. Magrath*. *Not printed.*
- 141.** Return to an order of the House of Commons, dated 14th March, 1910, for a copy of all correspondence, reports, documents and papers relating to the strike of the employees of the Dominion Coal Company and the Cumberland Coal and Railway Company, in the counties of Cape Breton and Cumberland, Nova Scotia. Presented 23rd March, 1910.—*Mr. Rhodes*. *Not printed.*

CONTENTS OF VOLUME 19—Continued.

- 141a.** Supplementary Return to No. 141. Presented 13th April, 1910... ..*Not printed.*
- 142.** Return to an order of the House of Commons, dated 24th November, 1909, showing the total amounts paid by the government in each year since 1896, for all printing, advertising and lithographing done outside of the Government Printing Bureau; the total amount so paid by each department of the government for such purposes during each year; the names and addresses of each individual, firm or corporation to whom any such moneys have been so paid, and the total amount paid to each individual, firm or corporation in each year since 1896. What portion of the said sums, if any, so paid since 1896, was expended after public advertisement, tender and contract, to whom such tenders were awarded, whether to the lowest tender in each case, what portion was expended otherwise than by public advertisement, tender and contract, and to whom it was paid in each instance. Presented 23rd March, 1910.—*Mr. Armstrong.*
Not printed.
- 143.** Return to an order of the House of Commons, dated 19th January, 1910, showing: 1. How much money has been paid by this government from 1896 to the present time to the firm of Sullivan & Langdon, contractors, of Kingston, or to Mr. Sullivan, contractor, Kingston. 2. What public buildings or other public works that have been let by contract to either of the above firms since 1896, the contract price in each case, and the total amount paid to the said contractors in each case. 3 The total cost of each building or public work in which either of the above mentioned firms was interested. Presented 23rd March, 1910.—*Mr. Edwards.*... ..*Not printed.*
- 144.** Return to an order of the House of Commons, dated 19th January, 1910, showing: 1. All amounts which may be deducted from the allowances due officers commanding corps of the active militia to cover deficiencies in clothing, &c., deposited to the credit of the Receiver General of Consolidated Revenue. 2. The amount of money that has been received from officers commanding corps of active militia during the five years ended 31st March, 1909, in payment for clothing issued to such corps, including deductions from allowances to cover repayment to replace deficiencies. Presented 30th March, 1910.—*Mr. Worthington.*... ..*Not printed.*
- 145.** Rules of the Supreme Court of Saskatchewan, under the provisions of section 576 of the Criminal Code. Presented 30th March, 1910, by Hon. A. B. Aylesworth.
Not printed.
- 146.** Copy of correspondence between the Canadian government and the government of Great Britain in respect to the purchase by Canada of the cruiser *Rainbow*. Presented 30th March, 1910, by Sir Wilfrid Laurier... ..*Printed for sessional papers.*
- 146a.** Copy of correspondence between the Canadian government and the government of Great Britain in respect to the purchase of the cruiser *Niobe*. Presented 30th March, 1910, by Sir Wilfrid Laurier... ..*Printed for sessional papers.*
- 147.** Return to an order of the House of Commons, dated 7th February, 1910, for a copy of all correspondence respecting the Central Park Post Office during the year 1909 and including particularly a copy of: 1. Representations made to the department that by changing the location of the office and establishing a post office at Collingwood East, the interest of the majority of the residents would be best served. 2. The evidence taken at the inquiry following such representations, and the official report upon such evidence. 3. Communications from residents of Central Park and others with respect to the closing of the post office there, and the answer made thereto in accordance with the facts. 4. The information upon which it was determined that the removal of the post office would be a greater convenience. 5. The largely signed petition from patrons

CONTENTS OF VOLUME 19—Continued.

of the Central Park Post Office complaining of the management, &c.; and the report of the inspector who investigated the same. Presented 31st March, 1910.—*Mr. Taylor (New Westminster)*.. . . . *Not printed.*

148. Return to an order of the House of Commons, dated 14th March, 1910, showing, for the last two months, the time of each transmission of mails from Montreal to London, England, and from London, England, to Montreal and showing the date and hour of closing, and date and hour of delivery in each case. Presented 31st March, 1910.—*Mr. Monk*.. . . . *Not printed*

149. Return to an order of the House of Commons, dated 14th March, 1910, showing the names of the sessional and temporary employees of the House of Commons who were under pay on the 27th January last; and the number of the said employees stated in the estimates of 1909-10. Presented 31st March, 1910.—*Mr. Best*.
Printed for sessional papers.

150. Return to an order of the House of Commons, dated 24th January, 1910, for a copy of all correspondence between Colstin Prgent, of Melocheville, P.Q., either personally or through his attorney, and the Department of Railways and Canals, concerning certain bridges on the Beauharnois canal. Presented 31st March, 1910.—*Mr. Monk*.
Not printed.

151. Return to an order of the House of Commons, dated 14th March, 1910, showing what amount of money has been paid each year to Geo. Walton, Manitoba, by the Interior Department, from January 1st, 1906, to December 31st, 1909; and what monies Mr. Geo. Walton has received since January 1st, 1909, from any other department of the government. Presented 4th April, 1910.—*Mr. Schaffner*.. . . . *Not printed.*

152. Return to an order of the House of Commons, dated 7th February, 1910, for a copy of all correspondence relating to all coal lands reserved for as well as those acquired by the Bow River Collieries by direct application or assignment. Presented 4th April, 1910.—*Mr. Northrup*.. . . . *Not printed.*

153. Report of Harry Freeman Alward, Commissioner appointed to investigate into the matter of complaints concerning James Dickson, government valuator, Trent canal, pursuant to Part II, of the Inquiries Act, Revised Statutes of Canada, 1906, held at Peterborough and Hastings, Ontario, March 23th to March 29th, inclusive, 1910; and also a copy of the evidence in relation thereto. Presented 5th April, 1910, by Hon. G. P. Graham.. . . . *Not printed.*

154. Return to an order of the Senate, dated 14th January, 1910, for a statement comprising, in so many distinct columns, the names, dates and appointment, nature of employment, salary, travelling expenses, and indication of the section where the person was employed, of all persons in the service of the Commission for the construction of the Grand Trunk Pacific Railway between Moncton and Winnipeg. Presented 6th April, 1910.—*Hon. Mr. Bolduc*.. . . . *Not printed.*

155. Return to an order of the House of Commons, dated 14th February, 1910, for a copy of all pay-sheets, accounts, and vouchers for wages, material and expenditure in connection with work on Skinner's Cove, Boat Harbour, Pictou County, Nova Scotia, in the years 1907, 1908 and 1909. Presented 8th April, 1910.—*Mr. Stanfield*.. *Not printed.*

CONTENTS OF VOLUME 19—Continued.

- 155a.** Return to an order of the House of Commons, dated 14th February, 1910, for a copy of all payments, accounts and vouchers for wages, materials and other expenditures in connection with work on the Toney river, Boat Harbour, Pictou County, Nova Scotia, in the years 1907, 1908 and 1909. Presented 8th April, 1910.—*Mr. Rhodes.*
Not printed.

- 156.** Return to an order of the House of Commons, dated 15th December, 1909, showing: At what places in the several provinces armouries and drill halls have been erected, and when they were erected; the total cost of the site in each case, and when and from whom purchased; the contract price of each building, and to whom and when the contract was awarded; the total cost of each building; in what places armouries and drill halls are being constructed at present, and the cost of the site, from whom and when purchased; the estimated cost of the building in each case, and to whom, when and at what price the contract was awarded, and the names of places other armouries and drill halls are to be built by the government in the near future. Presented 8th April, 1910.—*Mr. Edwards.**Not printed.*

- 156a.** Supplementary Return to No. 156. Presented 14th April, 1910.*Not printed.*

- 157.** Return to an order of the House of Commons, dated 28th February, 1910, for a copy of all correspondence, accounts, vouchers and reports, relating to the accident at Sault Ste. Marie lock in June, 1909; the number of vessels and tonnage with port of destination, and number of passengers passing through the Canadian lock at Sault Ste. Marie, during the months of April to December, both inclusive, 1909. Presented 8th April, 1910.—*Mr. Boyce.**Not printed.*

- 158.** Return to an order of the House of Commons, dated 28th February, 1910, for a copy of the original field notes of the survey of Captain Jeannett, 1889, on Chu-Chu-Way-Ha Reserve, No. 2, Similkameen District, B.C. Presented 14th April, 1910.—*Mr. Burrell.*
Not printed.

- 159.** Return to an order of the House of Commons, dated 14th February, 1910, for a copy of all pay sheets, accounts and vouchers for wages, materials and other expenditures in connection with work on the Causeway between Cariboo and Cariboo Island, Pictou County, Nova Scotia, in the years 1907, 1908 and 1909. Presented 14th April, 1910.—*Mr. Borden (Halifax).**Not printed.*

- 160.** Statement of representation made to the Honourable the Minister of Labour by interviews and in the form of correspondence in respect of Bill No. 101, 'An Act for the investigation of combines, monopolies, trusts and mergers which may enhance prices or restrict competition to the detriment of consumers.' Presented 14th April, 1910, by Hon. W. L. M. King.*Not printed.*

- 161.** Return to an order of the House of Commons, dated 14th March, 1910, for a copy of all papers and correspondence relating to the sale and refund of the money paid on the sale of the n.e. $\frac{1}{4}$ section of section 11, township 1, range 9, west of the 1st meridian in Manitoba. Presented 15th April, 1910.—*Mr. Sharpe (Lisgar).**Not printed.*

- 162.** Return to an order of the Senate, dated 7th April, 1910, for a copy of all correspondence or petitions received by the government from Manitoba grain growers in connection with terminal elevators, especially a letter dated the 31st January, 1910. Presented 14th April, 1910.—*Hon. Mr. Kirchoffer.**Not printed.*

CONTENTS OF VOLUME 19—*Continued.*

- 163.** Return to an address of the Senate, dated 11th March, 1910, for the production of the report of every inquiry made and of all correspondence exchanged during the last five years on the subject of one or more seizures of goods consigned to or the property of the Quebec Rock City Tobacco Company, as well as on the subject of every remission of fines incurred by the said company for infraction of the Inland Revenue laws or regulations. Presented 14th April, 1910.—*Hon. Mr. Landry*.*Not printed.*
- 164.** Return to an order of the House of Commons, dated 7th February, 1910, showing the number of persons appointed as temporary employees of the civil service in the several departments since the present Civil Service Act came into force, the date of the appointment of each, their names, their salaries while employed as such temporary employees, the department in which such employee was placed, the duration of their employment, whether in one department alone or in case of transfer to another or other department, with total length of time employed, the names of those who in consequence of having passed the Civil Service examination have been employed permanently, the names of those who while temporarily employed failed to pass the required examination and are still employed in the service; the names of those who are or have been employed over the statutory six months as temporary employees, and the reasons for such continued employment in each case. Presented 18th April, 1910.—*Mr. Hughes*.
Not printed.
- 165.** Return to an order of the House of Commons, dated 19th January, 1910, for a copy of all papers, letters, telegrams, documents and correspondence in connection with the establishment of the Experimental Farm near Lethbridge, Alta. Presented 18th April, 1910.—*Mr. Magrath*.*Not printed.*
- 166.** Certified copies of reports of the Committee of the Privy Council of 17th January, 1908, and of the 14th November, 1908, respecting a homestead entry granted to Mr. Charles D. T. Becher, for the n.e. $\frac{1}{4}$ of section 20, township 52, range 24, west of the fourth meridian, &c. Presented 18th April, 1910, by Hon. F. Oliver.*Not printed.*
- 167.** Return to an order of the Senate, dated 10th February, 1910, of all surveys, plans, reports and other documents connected with the improvement of the Saskatchewan river, with a view to facilitate transportation by water of passengers and freight from the foot of the Rocky Mountains to the city of Winnipeg, Man. Presented 19th April, 1910.—*Hon. Mr. Davis*.*Not printed.*
- 168.** Return to an order of the House of Commons, dated 24th November, 1909, for a copy of all correspondence and papers, and any information possessed by the government relating to the formation and work of the Secretariat decided upon by the Imperial Conference of 1907. Presented 20th April, 1910.—*Mr. Foster*.
Printed for both distribution and sessional papers.
- 169.** Correspondence between the Clerk of the House and the Department of Justice with reference to the organization of the staff of the House of Commons. Presented 21st April, 1910, by Hon. W. S. Fielding.*Not printed.*
- 170.** Certified copy of a report of the Committee of the Privy Council, approved by His Excellency the Governor General on the 15th April, 1910, in respect to chapter 10 of the Statutes of Ontario, 1909, intitled: 'An Act to amend an Act to chapter 19 of the Statutes of Ontario, 1909,' intitled: 'An Act to amend an Act to provide for the transmission of Electrical Power to Municipalities,' to validate certain contracts entered into with the Hydro-Electric Power Commission of Ontario, and for other purposes.' Presented 25th April, 1910, by Hon. A. B. Aylesworth.*Not printed.*

CONTENTS OF VOLUME 19—*Continued.*

- 171.** Return to an order of the House of Commons, dated 14th March, 1910, for a copy of all papers and correspondence between different persons or companies and the Department of Mines, in reference to a charge of unprofessional conduct made in the *Canadian Mining Journal* of July 1, 1909, against Mr. Fritz Circle, a mining engineer, temporarily employed by the Department of Mines in preparing a report on the asbestos mining industry of the province of Quebec. Presented 27th April, 1910.—*Mr. Smith (Nanaimo)*... ..*Not printed.*
- 172.** Return to an order of the House of Commons, dated 6th December, 1909, for a copy of all letters, communications, petitions and correspondence with and by the government or any minister, with regard to the acquiring or building by the Government of Terminal Elevators at any point or points in Canada. Presented 27th April, 1910.—*Mr. Campbell*... ..*Not printed.*
- 172a.** Report of the investigation of the terminal elevator companies. Presented 29th April, 1910, by Hon. Frank Oliver... ..*Not printed.*
- 173.** Return to an order of the Senate, dated 21st January, 1910, for a copy of the contract entered into between Messrs. Koenig & Company, and the government, for clearing away the ruins of the Quebec bridge. Presented 28th April, 1910.—*Hon. Mr. Landry*... ..*Not printed.*
- 174.** Return to an order of the Senate, dated 10th March, 1910, for a statement regarding Indian affairs in British Columbia for the years 1908 and 1909, showing:—The number of persons and place of residence to whom salaries are paid and the amounts. The number of Indians to whom food or clothing were given, in what districts, and the value. How many hospitals are there for Indians, in what districts, how many Indians treated, and the cost. The number of agents travelling, how many trips in the year, what are the allowances per day. How many offices are rented, in what localities, and the rent paid. How many Indian orchards were cleared and where. How many Indians received seed and implements, and where. Presented 29th April, 1910.—*Hon. Mr. Macdonald (B.C.)*... ..*Not printed.*
- 175.** Return to an order of the House of Commons, dated 14th March, 1910, for a copy of all correspondence, papers, affidavits, cancellations, &c., in connection with the entry of Wm. Reid Gardiner, for the n.w. $\frac{1}{4}$ section 22, township 35, range 16, west of the 2nd meridian. Presented 2nd May, 1910.—*Mr. Roche*... ..*Not printed.*
- 176.** Return to an order of the House of Commons, dated 15th December, 1909, for a copy of the report, plans and correspondence in the hands of the government regarding the construction of branch post offices and postal substations in and around the city of Montreal, and of all proposals and suggestions made to the government by the post office authorities at Montreal for the establishment, in a systematic way, of postal branches and substations in said city and suburbs. Presented 2nd May, 1910.—*Mr. Monk*... ..*Not printed.*
- 176a.** Supplementary Return to No. 176. Presented 4th May, 1910... ..*Not printed.*
- 177.** Return to an order of the House of Commons, dated 25th February, 1910, for a copy of all papers, correspondence and petitions in reference to the changing of the post office at Windygates, in the province of Manitoba. Presented 2nd May, 1910.—*Mr. Sharpe (Lisgar)*... ..*Not printed.*

CONTENTS OF VOLUME 19—Continued.

- 178.** Return to an order of the House of Commons, dated 28th February, 1910, for a copy of all representations made by business or commercial men or citizens of Winnipeg to the department or government since the contemplated action of the government in reference to closing or keeping open the post office to box holders on Sundays, and who made them; and of all orders given by the Postmaster General or his department to the postmasters in reference to this Sunday closing. Presented 2nd May, 1910.—*Mr. Haggart (Winnipeg)*... ..*Not printed.*
- 178a.** Supplementary Return to No. 178. Presented 2nd May, 1910... ..*Not printed.*
- 179.** Return to an order of the House of Commons, dated 17th November, 1909, for a copy of all accounts, vouchers, correspondence, reports and other papers, not already brought down in connection with the survey of the St. John River channel between Fred-rieton and Woodstock, N.B. Presented 2nd May, 1910.—*Mr. Crocket*... ..*Not printed.*
- 180.** Return to an address of the Senate, dated 17th March, 1910, for all documents, letters, returns, &c., concerning the damming of the river La DéCharge, near Lake St. John, in the district of Chicoutimi; which returns are to the effect of showing whether it would be possible to maintain the level of Lake St. John at a reasonable height in order to ensure serviceable navigation on that lake and its tributaries. Presented 2nd May, 1910.—*Hon. Mr. Choquette*... ..*Not printed.*
- 181.** Return to an address of the House of Commons, dated 14th February, 1910, for a copy of all orders in council, reports, correspondence, documents and papers not already brought down relating to the construction of the Georgian Bay canal, or any portion thereof, relating to the surveys thereof, and all offers, proposals and written negotiations not already brought down, with respect to the construction of the said canal or any portion thereof by any company, corporation or syndicate, or with respect to the guarantee by the government of bonds or debentures for the purpose of raising the necessary capital for the construction of the said canal. Presented 3rd May, 1910.—*Mr. White (Beaufort)*... ..*Not printed.*
- 182.** Return to an address of the House of Commons, dated 17th January, 1910, showing the various commissions appointed for all purposes by the government since July 1896, the person or persons composing the commission and the date of appointment, the purpose for which appointed, the date of completion of the work in each case, and the cost of each under the head (a) salary, (b) travelling expenses, and (c) printing report, if any; the word 'commissions' to include the missions of ministers, single or associated, going on public account to the countries outside of Canada. Presented 3rd May, 1910.—*Mr. Foster*... ..*Not printed.*
- 182a.** Supplementary Return to No. 182. Presented 3rd May, 1910... ..*Not printed.*
- 183.** Return to an order of the House of Commons, dated 28th February, 1910, showing the number of persons in the employ of each department of the government during the year 1909 under the following heads: (a) civil service employees at Ottawa; (b) civil service employees outside of Ottawa; (c) in stated and regular employ, but not under the Civil Service Act, giving the distinctive service of each group; (d) those in temporary or casual employment, giving the distinctive work of each group, and also showing the total amount paid under each head. Presented 3rd May, 1910.—*Hon. Mr. Foster*... ..*Not printed.*
- 184.** Return to an order of the Senate, dated 2nd May, 1910, showing for each of the last ten years the date of the prorogation of parliament and the date on which the bound statutes of the session were distributed. Presented 4th May, 1910.—*Hon. Mr. Power*... ..*Not printed.*

DOMINION OF CANADA

REPORT

OF THE

DEPARTMENT OF TRADE AND COMMERCE

FOR THE

FISCAL YEAR ENDED MARCH 31
1909


PART IV.

CANADIAN TRADE

MISCELLANEOUS INFORMATION

- | | |
|--------------------------------|---|
| 1. Annuities. | 5. Revenue and Expenditure of Department of Trade and Commerce. |
| 2. Bounties. | 6. Statistical Record of the Progress of Canada. |
| 3. Chinese Immigration. | 7. Tonnage Tables. |
| 4. Lumber and Staple Products. | 8. Trade Commissioner Service. |

PRINTED BY ORDER OF PARLIAMENT



OTTAWA

PRINTED BY CHARLES HENRY PARMELEE, PRINTER TO THE KING'S MOST EXCELLENT MAJESTY

1909

GENERAL INDEX

PART I.—CANADIAN TRADE :—

Imports into and Exports from Canada.
(Itemized and General Statements.)

PART II.—CANADIAN TRADE :—

1. With France.
2. With Germany.
3. With United Kingdom.
4. With United States.

PART III.—CANADIAN TRADE :—

With Foreign Countries.
(Except France, Germany, United Kingdom and United States.)

PART IV.—CANADIAN TRADE :—

MISCELLANEOUS INFORMATION :—

1. Annuities.
2. Bounties.
3. Chinese Immigration.
4. Lumber and Staple Products.
5. Revenue and Expenditure of Department of Trade and Commerce.
6. Statistical Record of the Progress of Canada.
7. Tonnage Tables.
8. Trade Commissioner Service.

PART V.—Grain Statistics.

PART VI.—Subsidized Steamship Services.

PART VII.—Trade of Foreign Countries and Treaties and Conventions.

NOTE.—The above parts will not necessarily be issued in the order indicated.

PART IV

CANADIAN TRADE

MISCELLANEOUS INFORMATION

- | | |
|--------------------------------|---|
| 1. Annuities. | 5. Revenue and Expenditure of Department of Trade and Commerce. |
| 2. Bounties. | 6. Statistical Record of the Progress of Canada. |
| 3. Chinese Immigration. | 7. Tonnage Tables. |
| 4. Lumber and Staple Products. | 8. Trade Commissioner Service. |

TABLE OF CONTENTS

1. ANNUITIES.

	PAGE.
Annuities Contracts Issued.....	5
General Information.....	6

2. BOUNTIES.

Bounties paid on Pig Iron, Puddled Iron Bars, Steel, Manufactures of Steel, Lead, Manila Fibre and Crude Petroleum, 1896 to 1909.....	8
Total Bounties paid by Commodities in 1909.....	10
Bounties paid by Companies on Pig Iron, Puddled Iron Bars, Steel, Ingots and Manufactures of Steel in 1909.....	10
Bounties paid, by Companies on Manila Fibre used in the Manufacture of Binder Twine, 1909....	11
Rates of Bounties payable under Statute upon Various Articles, 1907, 1908, 1909 and 1910.....	11

3. CHINESE IMMIGRATION.

Transaction under the Chinese Immigration Acts to March 31, 1909.....	12
Refunds made to Provinces on account of Capitation Tax collected.....	13
Arrivals and Revenue accrued by Principal Ports.....	14

4. LUMBER AND STAPLE PRODUCTS.

Lumber Measured, Culled and Counted at the Port of Quebec, 1909.....	18
Flour and Meal Inspected and Fees collected, 1909.....	19
Hay Inspected and Fees collected, 1909.....	19
Fish Inspected and Fees collected, 1909.....	20
Fish Oil Inspected and Fees collected, 1909.....	21
Pot and Pearl Ashes Inspected and Fees collected, 1909.....	22
Leather and Hides Inspected and Fees collected, 1909.....	22

5. REVENUE AND EXPENDITURE OF DEPARTMENT OF TRADE AND COMMERCE.

Revenue and Expenditure during each Fiscal Year, 1893 to 1909.....	23
Revenue during Fiscal Year ended March 31, 1909.....	23
Expenditure during Fiscal Year ended March 31, 1909.....	24

6. STATISTICAL RECORD OF THE PROGRESS OF CANADA.

Area of Canada.....	26
Currency and Banking.....	26
Failures—Commercial.....	28
Finance.....	28
Insurance.....	33
Loan Companies and Building Societies.....	36
Mineral Production.....	37
Population.....	26
Post Office Statistics.....	39
Railway and Canal Statistics.....	40
Shipping.....	42
Trade and Commerce Statistics.....	44

7. TONNAGE TABLES.

Vessels Arrived at and Departed from Canadian Ports, 1868 to 1909.....	66
British and Foreign Vessels Arrived at and Departed from Canadian Ports, 1868 to 1909.....	68
Steam and Sailing Vessels Arrived at and Departed from Canadian Ports, 1868 to 1909.....	70
Sea-going Vessels Entered at and Cleared from Canadian Ports, 1907, 1908 and 1909.....	72
British and Foreign Sea-going Vessels Entered at and Cleared from Canadian Ports, 1907, 1908 and 1909.....	74
Sea-going Vessels Entered at and Cleared from the Principal Ports in Canada, 1907, 1908 and 1909.....	76
Vessels Trading on the Lakes and Rivers between Canada and United States, not including Ferries, which Arrived at and Departed from Canadian Ports, 1907, 1908 and 1909.....	80
Vessels employed in the Coasting Trade of Canada, which Arrived at and Departed from Canadian Ports 1907, 1908 and 1909.....	82

RECAPITULATION TONNAGE TABLES.

Vessels Arrived at and Departed from Canadian Ports, 1907, 1908 and 1909.....	84
---	----

8. TRADE COMMISSIONER SERVICE.

Appointments and Transfers.....	85
List of Trade Commissioners and Commercial Agents with locations and dates of appointments..	86
Trade Inquiries.....	87

ANNUITIES.

SUMMARY of the Annuity Contracts issued to July 31, 1909.

For the seven months (approximately) ending July 31, 1909, the Canadian Government issued contracts for annuities as follows:—

44 Immediate Annuities (Single and Last Survivor), totalling \$11,121.80 at a cost of \$108,923.80, as per Table I.

244 Deferred Annuities amounting to \$53,901.00, on which \$97,486.35 have been received in premiums, as per Table II.

The total number of Annuity Contracts issued to July, 31, 1909 (Immediate and Deferred), was 288, aggregating \$65,022.80, and the purchase money received on account thereof was \$206,410.15.

TABLE I.

NUMBER OF IMMEDIATE ANNUITIES (Single and Last Survivor) PAID IN FULL.

AMOUNT OF ANNUITIES.

MALES.	\$50.	\$100	\$200	\$300	\$400	\$500	\$600
Ages.							
55-59	0	1	1	1	0	0	0
60-64	3	2	1	0	0	0	0
65-69	2	0	4	0	0	0	0
70-74	0	2	1	1	1	0	1
75-80	0	1	1	1	0	0	1

AMOUNT OF ANNUITIES.

FEMALES.	\$50	\$100	\$200	\$300	\$400	\$500	\$600
Ages.							
55-59	0	1	0	1	1	0	1
60-64	2	0	2	4	0	0	1
65-69	1	1	0	1	0	0	0
70-74	1	0	0	0	0	0	0
75-79	0	0	0	0	0	1	0
80-85	0	0	0	0	0	0	1

NOTE—Four of the above Annuities were on the Last Survivor plan.

TABLE II.

Number of Deferred Annuities Purchased by Lump Sums, Lump Sums and Annual Payments, and Periodical Payments. (Annuitants numbering 39, to whom contracts or policies have not yet issued, are not included in the following Table.)

AMOUNT OF ANNUITIES.

MALES.	\$50.	\$100.	\$200.	\$300.	\$400.	\$500.	\$600.
Ages.							
5-9.....	0	0	1	1	0	1	0
10-19.....	0	3	4	0	0	1	2
20-29.....	5	6	3	3	1	4	6
30-39.....	2	11	7	8	2	3	6
40-49.....	2	4	2	5	3	1	7
50-59.....	3	7	5	1	2	1	1
60-70.....	1	0	1	0	1	0	0

AMOUNT OF ANNUITIES.

FEMALES.	\$50.	\$100.	\$200.	\$300.	\$400.	\$500.	\$600.
Ages.							
5-9.....	0	1	0	0	0	0	0
10-19.....	0	1	1	0	0	0	2
20-29.....	1	8	2	0	0	2	2
30-39.....	4	11	6	6	3	1	0
40-49.....	1	8	6	3	0	0	0
50-59.....	1	4	1	3	0	0	0
60-70.....	0	0	0	0	0	0	0

GENERAL INFORMATION REGARDING ANNUITIES.

Deferred Annuities are issued under two Plans, viz.: Plans 'A' and 'B'. On Plan 'A' it is provided that in case of the death of the annuitant before the annuity begins, the purchase money with compound interest thereon at three per cent per annum will be returned to the legal representatives of the annuitant. On Plan 'B' where the same annuity may be obtained for smaller payments, there would be no return of any portion of the purchase money.

On Plan 'A', 204 contracts have been issued; and on Plan 'B', 40.

Payments may be made to the Department direct, or through the postmaster of any Money Order Office, and by him remitted to the Department. The postmaster is allowed a commission of one-third of one per cent on all amounts paid to him. An annuity may be purchased by or for any person between the ages of 5 and 85, but no annuity may be received before the age of 55.

The rights of an Annuitant are not saleable, or transferable, except that the Statute provides that the purchaser of an annuity may have a portion of it (not exceeding one-half) made payable to his wife. In the case of the purchasers of deferred annuities this is considered to be a most valuable privilege.

A number of employers are in communication with the Department as to a plan by which they may assist their employees in securing annuities, and the following table has been furnished by the Superintendent of Annuities as an example of the cost of an Annuity of \$250, to begin at age 60, to men commencing to pay between the ages of 21 and 50, where the employer assists by a contribution of \$10, on Plan 'B' irrespective of age, and the employee bears a part of the cost on Plan 'A' or 'B' as he may choose. A separate contract would be issued to each man.

SESSIONAL PAPER No. 10c

EXAMPLES OF THE COST OF AN ANNUITY OF \$250 WHERE EMPLOYER AND EMPLOYEE CO-OPERATE, ANNUITY TO BEGIN AT AGE 60, PAYMENTS TO BE MADE FROM COMMENCING AGE TO AGE 60.

1. Column 1 shows amount of Annuity which a payment by the Employer of \$10 a year from commencing age to age 60 would purchase on Plan 'B', under which Plan there would be no return of any portion of purchase money should Annuitant die before 60.

2. Column 2 shows the amount remaining to be purchased by the Employee to bring Annuity up to \$250.

3. Columns 3 and 4 show the annual rate to be paid on Plan 'A' or 'B' to purchase amount of annuity in column 2. (On Plan 'A' should Annuitant die before 60, all payments made with three per cent compound interest would be returned to the purchaser or his legal representatives.)

Commencing Age.	1-B.		2.		3-A.		4-B.	
	\$	cts.	\$	cts.	\$	cts.	\$	cts.
21.....	128	20	121	80	12	85		9 50
22.....	121	21	128	79	14	32		10 63
23.....	114	41	135	59	15	92		11 85
24.....	107	99	142	01	17	60		13 15
25.....	101	83	148	17	19	40		14 55
26.....	95	87	154	13	21	32		16 08
27.....	90	33	159	67	23	36		17 68
28.....	84	89	165	11	25	58		19 45
29.....	79	80	170	20	27	93		21 33
30.....	74	90	175	10	30	47		23 38
31.....	70	22	179	78	33	19		25 60
32.....	65	79	184	21	36	12		28 00
33.....	61	54	188	46	39	31		30 62
34.....	57	47	192	53	42	76		33 50
35.....	53	62	196	38	46	50		36 62
36.....	49	93	200	07	50	58		40 07
37.....	46	43	203	57	55	02		43 85
38.....	43	07	206	93	59	93		48 05
39.....	39	89	210	11	65	30		52 67
40.....	36	85	213	15	71	23		57 85
41.....	33	94	216	06	77	85		63 65
42.....	31	19	218	81	85	18		70 15
43.....	28	57	221	43	93	44		77 50
44.....	26	08	223	92	102	76		85 87
45.....	23	71	226	29	113	33		95 45
46.....	21	45	228	55	125	47		106 53
47.....	19	32	230	68	139	49		119 42
48.....	17	29	232	71	155	89		134 62
49.....	15	36	234	64	175	32		152 77
50.....	13	53	236	47	198	66		174 75

NOTE.—Revenue to October 21, 1909, \$303,309.36 ; Number of Annuitants on same date, 385.

9-10 EDWARD VII., A. 1910

BOUN

STATEMENT showing the Bounties paid on Pig Iron, Puddled Iron Bars, Steel,
Year, 1896

Years ended.	PIG IRON.		PUDDLED IRON BARS.		STEEL.	
	Quantity.	Bounty.	Quantity.	Bounty.	Quantity.	Bounty.
	Tons.	\$	Tons.	\$	Tons.	\$
June 30—1896	52,052	104,105	2,804	5,611	29,749	59,499
“ 1897.	33,254	66,509	1,509	3,019	8,683	17,366
“ 1898.	72,523	165,654	2,568	7,706	24,673	67,454
“ 1899.	76,496	187,954	5,837	17,511	23,342	74,644
“ 1900.	101,838	238,296	3,374	10,121	21,453	64,360
“ 1901.	150,339	351,259	5,567	16,703	33,352	100,058
“ 1902.	341,654	693,108	6,984	20,550	36,375	77,431
“ 1903.	321,191	666,001	2,482	6,702	260,668	729,102
“ 1904.	273,434	533,982	4,321	11,669	128,884	347,990
“ 1905.	386,719	624,667	3,509	7,895	300,421	676,318
“ 1906.	581,858	687,632	3,560	5,875	569,237	941,000
March 31—1907 (9 months)	416,265	385,231	297	312	454,932	575,259
“ 1908.	686,780	863,817	661,940	1,092,201
“ 1909.	609,431	693,423	570,588	838,100
Totals.	4,103,834	6,261,638	42,812	113,673	3,124,297	5,660,782

SESSIONAL PAPER No. 10c

TIES.

Manufactures of Steel, Lead, Manila Fibre and Crude Petroleum during each fiscal to 1909.

MANUFACTURES OF STEEL.		LEAD.		MANILA FIBRE.		CRUDE PETROLEUM.		Total
Quantity.	Bounty.	Quantity.	Bounty.	Quantity.	Bounty.	Quantity.	Bounty.	Bounties.
Tons.	\$	Lbs.	\$	Lbs.	\$	Galls.	\$	\$
								169,215
								86,894
								249,814
		449,636,000	76,665					356,774
		177,990,000	43,335					356,112
		245,792,060	30,000					498,020
								791,089
		2,576,000	4,380					1,406,185
4,211	15,321	26,748,104	195,627	7,473,754	25,452			1,130,041
40,213	231,324	56,489,523	330,645	4,046,699	13,789	23,336,478	350,047	2,234,685
72,875	369,832	28,708,428	90,196	4,423,306	15,979	19,410,480	291,157	2,400,771
63,238	338,999	21,479	1,995	3,998,015	13,595	17,770,205	266,553	1,581,944
57,856	347,135	15,425,553	51,001	12,315,276	41,983	26,081,139	391,217	2,787,354
55,515	333,691	42,533,287	307,434	10,137,946	34,561	17,379,871	260,698	2,467,397
293,908	1,635,702	1,045,920,374	1,131,278	42,394,990	144,459	103,978,173	1,559,672	16,507,205

9-10 EDWARD VII., A. 1910

STATEMENT showing Total Bounties paid by Commodities during the Fiscal Year ended March 31, 1909.

	\$ cts.	\$ cts.
Pig iron.....	693,423 05	
Steel.....	838,100 21	
Wire rods.....	333,090 90	1,864,614 16
Lead.....		307,433 64
Manila fibre, used in binder twine and cordage.....		34,561 08
Crude petroleum.....		260,698 07
		2,467,306 95

STATEMENT showing Bounties paid to the various Iron and Steel Companies on Iron, Steel, &c., during the Fiscal Year ended March 31, 1909.

Company.	Pig Iron.	Steel.	Wire Rods.	Totals.
	\$ cts.	\$ cts.	\$ cts.	\$ cts.
Algoma Steel Co., Ltd., Sault Ste. Marie, Ont.....	126,711 13	178,078 12		304,789 25
Dominion Iron and Steel Co., Ltd., Sydney, N. S.....	273,425 23	461,012 79	333,090 90	1,067,528 92
Nova Scotia Steel and Coal Co., Ltd., Sydney Mines, N.S.....	54,325 93	76,049 06		130,374 99
Hamilton Steel and Iron Co., Ltd., Hamilton, Ont.....	182,128 84	70,182 36		252,311 20
Canada Iron Furnace Co., Midland, Ont.	39,968 71			39,968 71
" " " Radnor Forges, Que.....	3,742 15			3,742 15
John McDougall & Co., Drummondville, Qué.....	3,394 43			3,394 43
Lake Superior Iron & Steel Co., Sault Ste. Marie, Ont.....		45,890 58		45,890 58
Ontario Iron & Steel Co., Welland, Ont.....		6,887 30		6,887 30
Canada Iron Corporation, Midland, Ont.	9,295 24			9,295 24
" " Drummondville, Que.....	431 39			431 39
	693,423 05	838,100 21	333,090 90	1,864,614 16

SESSIONAL PAPER No. 10c

STATEMENT showing Bounties paid to various Cordage Companies on Manila Fibre used in the Manufacture of Binder Twine and Cordage during the Fiscal Year ended March 31, 1909.

Company.	Pounds of Binder Twine and Cordage made.	Manila Fibre used.	Amount paid.
	Lbs.	Lbs.	\$ cts.
The Canadian Cordage & Mfg. Co., Ltd., Peterboro', Ont.	2,668,310	1,376,576	4,692 84
The Brantford Cordage Co., Ltd., Brantford, Ont.	2,169,936	873,363	2,977 35
The Colonial Cordage Co., Ltd., Toronto, Ont.	687,453	537,314	1,831 74
The Consumers Cordage Co., Ltd., Montreal, Que., and Dartmouth, N.S.	5,285,283	3,968,890	13,530 31
The Kingston Penitentiary Binder Twine Factory, Kingston, Ont.	562,728	556,461	1,897 01
The Farmers Binder Twine Co., Ltd., Brantford, Ont.	1,628,640	502,644	1,713 55
The Plymouth Cordage Co., Ltd., Welland, Ont.	4,358,271	2,322,698	7,918 28
	17,360,621	10,137,946	34,561 08

Binder twine made, 10,590,456 lbs. Cordage made, 6,770,165 lbs.

STATEMENT showing the rates of Bounties payable under Statute upon various articles for the Years ending December, 1907, 1908, 1909 and 1910.

—	1907.	1908.	1909.	1910.
(a) Pig iron—Canadian.	\$ 2 10 per ton.	\$ 2 10 per ton.	\$ 1 70 per ton.	\$ 0 90 per ton.
Foreign.	1 10 " "	1 10 " "	0 70 " "	0 40 " "
(a) Puddled bars.	1 65 " "	1 65 " "	1 05 " "	0 60 " "
(a) Steel.	1 65 " "	1 65 " "	1 05 " "	0 60 " "
Manufactures of steel, viz. :—				
Wire rods.	6 00 " "	6 00 " "	6 00 " "	6 00 " "
*Electric process—				
(a) Pig.			2 10 " "	2 10 " "
(a) Steel.			1 65 " "	1 65 " "
‡Lead—				
(b) Smelted in Canada.	15 00 " "	15 00 " "	15 00 " "	15 00 " "
(d) Crude petroleum.	0 01½ per gall.	0 01½ per gall.	0 01½ per gall.	0 01½ per gall.
(e) Manila fibre—Equal to export duty on Manila fibre in Philippine Islands, or 75 cents per 100 kilos. (1 kilo=2·204 lbs.)				

(a) *Vide* Act 6-7. Edward VII, chap. 24.

(b) *Vide* Act 7-8. Edward VII, chap. 43.

(c) *Vide* Act 3. Edward VII, chap. 5, and Act 6-7, Edward VII, chap. 5.

(d) *Vide* Act 7-8. Edward VII, chap. 52.

* Extended to December 31, 1912. ‡ Extended to June 30, 1913.

CHINESE IMMIGRATION.

STATEMENT showing the TRANSACTIONS under the CHINESE IMMIGRATION ACTS to March 31, 1909.

The original Act went into force as respects arrivals by vessels sailing from ports in North America on August 20, 1885, and as respects arrivals by other vessels on January 1, 1886, *vide* 48-49 Victoria, chapter 71.

The Act as it appears in the Revised Statutes, chapter 67 (1886), is slightly changed from the original. There have been since then two amendments thereto, *viz.* : as per 50-51 Victoria, chapter 35 (1887) and 55-56 Victoria, chapter 25 (1892).

These general Acts were repealed by the Act 63-64 Victoria, chapter 32, which came into force Jan. 1, 1901. There has been since then one amendment thereto, *viz.* : as per 2 Edward VII., chapter 5 (1902).

The Act 63-64 Victoria, chapter 32 (1900) and Act 2 Edward VII., chapter 5 (1902), are repealed by the Act 3 Edward VII., chapter 8 (1903), which came into force January 1, 1904.

All previous Acts in force were consolidated in the Revised Statutes of 1906 under chapter 95, and in July, 1908, amendments thereto were enacted, *viz.* : 7-8 Edward VII., chapter 14.

The administration of the Act was by Order in Council of September 1, 1885, assigned to the Department of Customs and transferred to the Department of Trade and Commerce by Order in Council of March 13, 1893.

The annual revenue, expenditure, &c., has been as follows:—

Fiscal Years.	Exempts.	Paying Tax.	Regis- tration for Leave.	Total Revenue.	Refunds.	Expenses of Collection.	Share of Capitation Tax paid to Provinces.
	No.	No.	No.	§ cts.	§ cts.	§ cts.	§ cts.
1886.	1	211	829	11,693 00	450 00	1,629 26	2,525 00
1887.	..	124	734	7,424 50	2,123 81	1,450 00
1888.	290	868	15,694 50	2,041 22	3,587 50
1889.	112	782	1,322	40,808 00	250 00	2,104 25	9,600 00
1890.	97	1,069	1,671	56,258 00	300 00	1,634 99	13,250 00
1891.	12	2,114	1,617	107,785 50	300 00	1,760 79	26,275 00
1892.	6	3,276	2,168	166,502 00	550 00	1,980 36	40,662 50
1893.	14	2,244	1,277	113,491 00	2,100 00	2,534 83	27,387 50
1894.	22	2,087	666	105,021 50	500 00	3,469 80	25,437 50
1895.	22	1,440	473	72,475 00	550 00	3,287 50	17,200 00
1896.	24	1,762	697	88,800 50	950 00	2,873 78	21,312 50
1897.	24	2,447	768	123,119 50	1,250 00	2,959 19	23,900 00
1898.	17	2,175	802	109,754 00	1,250 00	2,954 57	26,400 00
1899.	17	4,385	859	220,309 50	950 00	3,072 89	53,262 50
1900.	26	4,231	1,102	215,102 00	4,950 00	3,195 00	55,462 50
1901 ^(a) .	26	2,518	1,201	178,704 00	3,850 00	3,495 00	43,500 00
1902.	62	3,525	1,922	364,972 00	1,700 00	3,555 81	87,687 50
1903.	84	5,245	2,044	526,744 00	1,600 00	4,099 99	261,450 00
1904 ^(b) .	128	4,719	1,920	474,420 00	2,400 00	4,193 26	231,600 00
1905.	69	8	2,080	6,080 00	10,000 00	2,926 78	} 25,550 00
1906.	146	22	2,421	13,521 00	2,300 00	3,154 43	
1907 (9 mos.).	200	91	2,594	48,094 00	5,000 00	2,414 53	
1908.	752	1,482	3,535	746,535 00	10,000 00	3,820 56	
1909.	695	1,411	3,731	713,131 00	67,500 00	4,877 50	318,756 00
Totals.	2,556	47,658	37,304	4,526,439 50	118,700 00	70,160 10	1,687,400 00

(a) On January 1, 1901, the Capitation Tax was increased from \$50 to \$100. (b) On January 1, 1904, the Capitation Tax was increased from \$100 to \$500.

SESSIONAL PAPER No. 10c

STATEMENT showing Refunds made to the various Provinces on account of
Capitation Tax Collected.

Fiscal Years.		\$	cts.
1886	British Columbia		2,525 00
1887	" "		1,450 00
1888	" "		3,587 50
1889	" "		9,600 00
1890	" "		13,250 00
1891	" "		26,275 00
1892	" "		40,662 50
1893	" "		27,387 50
1894	" "		25,437 50
1895	" "		17,200 00
1896	" "		21,312 50
1897	" "		29,900 00
1898	" "		26,400 00
1899	" "		53,262 50
1900	Quebec	\$ 47,362 50	
	Ontario	2,350 00	
	New Brunswick	4,137 50	
	Nova Scotia	62 50	
	Manitoba	287 50	
	N. W. Territories	475 00	
		787 50	
	Includes payments accrued prior to 1900.		
			55,462 50
1901	British Columbia	40,512 50	
	Quebec	1,300 00	
	Ontario	1,550 00	
	Nova Scotia	100 00	
	N. W. Territories	37 50	
			43,500 00
1902	British Columbia	86,287 50	
	Quebec	862 50	
	Ontario	525 00	
	N. W. Territories	12 50	
			87,687 50
1903 (a)	British Columbia	258,050 00	
	Ontario	350 00	
	Quebec	2,800 00	
	Nova Scotia	150 00	
	N. W. Territories	100 00	
			261,450 00
1904	British Columbia	225,000 00	
	Ontario	6,000 00	
			231,000 00
1905	(b)		
1906			
1907 (9 mos.)	British Columbia	18,800 00	
	Ontario	450 00	
	Quebec	5,600 00	
	Nova Scotia	250 00	
	New Brunswick	250 00	
	Yukon	200 00	
			25,550 00
1908	British Columbia	345,000 00	
	Quebec	18,500 00	
	Ontario	250 00	
	Nova Scotia	750 00	
	New Brunswick	1,000 00	
	Saskatchewan	250 00	
			365,750 00
1909	British Columbia	304,500 00	
	Quebec	13,500 00	
	Ontario	250 00	
	Nova Scotia	250 00	
	New Brunswick	250 00	
			318,750 00

(a) Prior to 1903 one-fourth of all entry dues paid by Chinese immigrants (less cost of collection) at the end of each fiscal year was paid to the Province wherein it was collected. Commencing in 1903, under 2 Edward VII, Chap. 5, one-half the amount is refunded to the respective provinces.

(b) On account of small collections no payments were made to the Provinces for 1905 and 1906, but were included in the refunds for 1907.

STATEMENT showing Chinese Arrivals and Revenue Accrued by Principal Ports.

Fiscal Years.	Exempts.	Capitation Tax at \$50 each.	Registration for Leave at \$1 each.	Other Revenue.	Total Revenue.
	No.	No.	No.	\$ cts.	\$ cts.
1886.					
Victoria	1	210	824	142 00	11,466 00
Montreal.....				55 50	55 50
Other ports.....		1	5	116 50	171 50
Total	1	211	829	314 00	11,693 00
1887.					
Victoria		116	728	484 50	7,012 50
Other ports.....		8	6	6 00	412 00
Total		124	734	490 50	7,424 50
1888.					
Victoria.....		56	782	289 00	3,871 00
Vancouver.....		219	59	29 50	11,038 50
Montreal.....		1	1		51 00
Other ports.....		14	26	8 00	734 00
Total		290	868	326 50	15,694 50
1889					
Victoria.....	112	34	991	254 50	2,945 50
Vancouver.....		739	300	117 50	37,367 50
Montreal.....		6	1	0 50	301 50
Other ports.....		3	30	13 50	193 50
Total	112	782	1,322	386 00	40,808 00
1890.					
Victoria	97	51	1,177	983 00	4,710 00
Vancouver.....		1,010	451	134 00	51,085 00
Montreal.....		2	1		101 00
Other ports.....		6	42	20 00	362 00
Total	97	1,069	1,671	1,137 00	56,258 00
1891.					
Victoria.....	12	754	526	153 00	38,379 00
Vancouver.....		1,350	1,016	284 00	68,800 00
Montreal.....		1	6		56 00
Other ports.....		9	69	31 50	550 50
Total	12	2,114	1,617	468 50	107,785 50
1892.					
Victoria.....	6	2,138	641	209 50	107,750 50
Vancouver.....		1,123	1,213	209 50	57,672 50
Montreal.....		2	29		129 00
Other ports.....		13	285	115 00	1,050 00
Total	6	3,276	2,168	534 00	166,502 00

SESSIONAL PAPER No. 10c

STATEMENT showing Chinese Arrivals and Revenue Accrued by Principal Ports.
—Continued.

Fiscal Years.	Exempts.	Capitation Tax at \$50 each.	Registration for Leave at \$1 each.	Other Revenue.	Total Revenue.
	No.	No.	No.	\$ cts.	\$ cts.
1893.					
Victoria.....	14	1,556	516	2 50	78,318 50
Vancouver.....	..	636	741	6 00	32,547 00
Montreal.....	..	12	7	..	607 00
Halifax.....	..	9	450 00
Other ports.....	..	31	13	5 50	1,568 50
Total.....	14	2,244	1,277	14 00	113,491 00
1894.					
Victoria.....	22	1,130	296	..	56,796 00
Vancouver.....	..	912	370	..	45,970 00
Montreal.....	..	21	1,050 00
Halifax.....	..	7	350 00
Other ports.....	..	17	..	5 50	855 50
Total.....	22	2,087	666	5 50	105,021 50
1895.					
Victoria.....	22	687	235	..	34,585 00
Vancouver.....	..	695	238	0 50	34,988 50
Montreal.....	..	30	1,500 00
Halifax.....	..	9	450 00
Other ports.....	..	19	..	1 50	951 50
Total.....	22	1,440	473	2 00	72,475 00
1896					
Victoria.....	23	780	347	..	39,347 00
Vancouver.....	..	941	350	..	47,400 00
Montreal.....	..	19	950 00
Other ports.....	1	22	..	3 50	1,103 50
Total.....	24	1,762	697	3 50	88,800 50
1897.					
Victoria.....	19	1,169	513	..	58,963 00
Vancouver.....	5	1,247	254	..	62,604 00
Montreal.....	..	8	400 00
Halifax.....	..	1	50 00
Other ports.....	..	22	1	1 50	1,102 50
Total.....	24	2,447	768	1 50	123,119 50
1898.					
Victoria.....	16	1,060	410	50 00	53,460 00
Vancouver.....	1	1,074	396	150 00	54,240 00
Sarnia.....	..	1	50 00
Montreal.....	..	17	850 00
Halifax.....	2	..	2 00
Other ports.....	..	23	..	2 00	1,152 00
Total.....	17	2,175	802	202 00	109,754 00

9-10 EDWARD VII., A. 1910

STATEMENT showing Chinese Arrivals and Revenue Accrued by Principal Ports
—Continued

Fiscal Years.	Exempts.	Capitation Tax \$50 each.	Registration for Leave at \$1 each.	Other Revenue.	Total Revenue.
1899.	No.	No.	No.	§ cts.	§ cts.
Victoria	16	2,898	400		145,300 00
Vancouver.....	1	1,379	459	200 50	69,609 50
Sarnia		48			2,400 00
Montreal.....		21			1,050 00
Halifax.....		1			50 00
Other ports.....		38			1,900 00
Total.....	17	4,385	859	200 50	220,309 50
1900.					
Victoria.....	20	2,677	570		134,420 00
Vancouver.....	6	1,203	532		60,682 00
Sarnia.....		271			13,550 00
Montreal.....		47		2,450 00	4,800 00
Halifax.....		7			350 00
Other ports.....		26			1,300 00
Total.....	26	4,231	1,102	2,450 00	215,102 00
1901.					
Victoria.....	21	Increased to \$100 from Jan. 1, 1901. 1,125	695		75,495 00
Vancouver.....	4	1,196	508		90,908 00
Sarnia.....		104			6,050 00
Montreal.....		59			4,050 00
Halifax.....		5			400 00
Other ports.....	1	29	1	50 00	1,801 00
Total.....	26	2,518	1,204	50 00	178,704 00
1902.					
Victoria.....	41	1,926	1,017		193,617 00
Vancouver.....	21	1,535	905		154,405 00
Sarnia.....		15			1,500 00
Montreal.....		30		10,600 00	13,600 00
Other ports.....		19			1,850 00
Total.....	62	3,525	1,922	10,600 00	364,972 00
1903.					
Victoria.....	44	3,290	894		329,894 00
Vancouver.....	40	1,883	1,142		189,442 00
Montreal.....		54			5,400 00
Halifax.....		3	8		308 00
Other ports.....		15		200 00	1,700 00
Total.....	84	5,245	2,044	200 00	526,744 00
1904.					
Victoria.....	56	Increased to \$500 from Jan. 1, '04. 3,561	725		356,825 00
Vancouver.....	71	996	1,188		101,188 00
Sarnia.....		125			12,500 00
Montreal.....		27			2,700 00
Halifax.....	1		5		5 00
Other ports.....		10	2	200 00	1,202 00
Total.....	128	4,719	1,920	200 00	474,420 00

SESSIONAL PAPER No. 10c

STATEMENT showing Chinese Arrivals and Revenue Accrued by Principal Ports
—Concluded.

Fiscal Years.	Exempts.	Capitation Tax at \$500 each.	Registration for Leave at \$1 each.	Other Revenue.	Total Revenue.
	No.	No.	No.	8 cts.	8 cts.
1905.					
Victoria.....	37		692		692 00
Vancouver.....	32	8	1,381		5,381 00
Halifax.....			6		6 00
Other ports.....			1		1 00
Total.....	69	8	2,080		6,080 00
1906.					
Victoria.....	66	6	828		3,828 00
Vancouver.....	80	11	1,560	100 00	7,160 00
Montreal.....		4	16		2,016 00
Halifax.....		1	4		504 00
North Sydney.....			13		13 00
Total.....	146	22	2,421	100 00	13,521 00
1907 (9 mos).					
Victoria.....	85	13	909		7,409 00
Vancouver.....	101	62	1,665		32,665 00
Montreal.....		13	13		6,513 00
North Sydney.....		1	7		507 00
Other ports.....	14	2			1,000 00
Total.....	200	91	2,594		48,094 00
1908.					
Victoria.....	238	551	1,502	300 00	277,302 00
Vancouver.....	315	842	2,015		423,015 00
Montreal.....	37	70	11		35,011 00
Halifax.....	123	1	5		505 00
North Sydney.....		2	2	1,700 00	2,702 00
Other ports.....	39	16			8,000 00
Total.....	752	1,482	3,535	2,000 00	746,535 00
1909					
Victoria.....	220	541	2,343	100 00	272,943 00
Vancouver.....	299	798	1,365		400,365 00
Montreal.....	127	65	16	3,800 00	36,316 00
Halifax.....	23		2		2 00
North Sydney.....		2	3		1,003 00
Other ports.....	26	5	2		2,502 00
Total.....	695	1,411	3,731	3,900 00	713,131 00

STATEMENT showing Quantity of Lumber measured, culled and counted at the Port of Quebec for the Fiscal Year ended March 31, 1909, with totals for the seven preceding Years.

Preces.	Description.	Measured, Culled and Counted.	Tons Standard.	Rate.	Cullers' Fees.	Total accrued.
				cts.	\$ cts.	\$ cts.
3,161	Waney, W. pine.....	Culled.....	3,722			
1	" red pine.....	".....	1			
3,162			3,723	12 ⁵ / ₁₀	457 92	
18,198	Waney, W. pine.....	Stringed.....	22,800			
3	" chestnut.....	".....	2			
372	" elm.....	".....	201			
4,548	" ash.....	".....	2,173			
8	" oak.....	".....	9			
	" maple.....	".....				
5	" poplar.....	".....	7			
10	" walnut.....	".....	6			
	" hickory.....	".....				
	" tamarack.....	".....				
	" spruce.....	".....				
23,144			25,198	10	2,519 80	
26,306			28,921		2,977 72	2,977 72
25	Square W. pine.....	Culled.....	23	9 ³ / ₁₀	2 14	
	" spruce.....	".....				
25			23	9 ³ / ₁₀	2 14	
3,745	Square W. pine.....	Measured.....	3,291	7	230 37	
217	" red pine.....	".....	204			
10,989	" oak.....	".....	14,980			
1,820	" elm.....	".....	2,189			
	" ash.....	".....				
	" greenwood.....	".....				
101	" hickory.....	".....	112			
13,127			17,485	9	1,573 65	
16,897			20,799		1,806 16	1,806 16
43,203			49,720			4,783 88

RECAPITULATION.

26,306	Waney lumber.....	Stringed, '08-9	28,921		2,977 72
27,350	".....	" '07-8	31,864		3,186 40
7,902	".....	" '06-7	8,033		803 30
21,785	".....	" '05-6	23,348		2,334 80
52,810	".....	" '04-5	61,520		6,152 00
58,027	".....	" '03-4	63,463		6,346 30
41,158	".....	" '02-3	42,616		4,261 60
52,135	".....	" '01-2	63,052		6,102 31
16,897	Square lumber.....	Measured, '08-9	20,799		1,806 16
16,400	".....	" '07-8	19,310		1,663 80
13,678	".....	" '06-7	17,219		1,526 61
19,224	".....	" '05-6	22,821		2,000 63
22,570	".....	" '04-5	24,250		2,066 62
31,953	".....	" '03-4	36,749		3,102 95
28,860	".....	" '02-3	34,934		3,011 46
55,314	".....	" '01-2	62,452		5,024 38

SESSIONAL PAPER No. 10c

INSPECTION OF CERTAIN STAPLE ARTICLES OF CANADIAN COMMERCE INSPECTED UNDER PROVISIONS OF CHAP. 85, REVISED STATUTES OF CANADA AND AMENDMENTS THERETO.

STATEMENT showing Quantity of Flour and Meal Inspected and Fees Collected on same for the Fiscal Year ended March 31, 1909, with totals for the four preceding Years.

	Patent Winter.	Straight Roller.	On Sample.		Sour.	Rejected.	Rye Flour Superfine.	Fees.
	Bags.	Bags.	Brls.	Bags.	Bags.	Bags.	Bags.	\$ cts.
Montreal, 1908-09 ...				38,979	64	340	99	394 82
" 1907-08 ...				3,401	42	156		71 98
" 1906-07 ...				1,853		1,631		57 68
" 1905-06 ...				6,281	490	157		138 56
" 1904-05 ...	341	140	439	6,629	344	331	Meal 100	166 48

STATEMENT showing Quantity of Hay Inspected and Fees collected on same, for the Fiscal Year ended March 31, 1909, with totals for the seven preceding Years.

DISTRICTS.	HAY.										Fees.	
	Timothy.				Clover.		Mixed.			Shipping grade.		No grade.
	No. 1.	No. 2.	No. 3.	Rej. et al.	No. 1.	No. 2.	No. 1.	No. 2.	No. 3.			
	Tons.	Tons.	Tons.	T's.	Tons.	Tons.	Tons.	Tons.	Tons.	Tons.	Tons.	\$ cts.
Toronto.....	77	157½	50	3½				6			29½	72 00
Montreal.....		27	234			5			8	14,543	106	2,219 45
Totals, 1908-09.	77	184½	284	3½		5		6	8	14,543	135½	2,291 45
Totals, 1907-08.	11	79½	71½					6½	13½	14,719	16½	1,663 45
Totals, 1906-07.		131½	75			70		20	38	14,008	15	1,448 60
Totals, 1905-06.	15	277	2,651		9	920		700	1,300	18,083	1,199	2,164 05
Totals, 1904-05.	13	3,163	5,849			471		1,849	561	16,203	207	2,224 45
Totals, 1903-04.	26	3,283	8,025			152		919	162	18,900	111	2,542 85
Totals, 1902-03.	195	4,569	779			476		2,141	43	14,367	372	1,979 53
Totals, 1901-02.	4,223	7,315	558		81	1,973	629	2,750	100	10,554	262	3,345 40

STATEMENT showing Quantity of Fish Inspected, and Fees collected on same for the Fiscal Year ended March 31, 1909, with totals for the seven preceding Years.

PICKLED FISH.

DISTRICTS.	Salmon.		Sea Trout.		Mack- erel.	Herring.		Gaspereau and Alewives.	Codfish.		Other Fish.		Fees.	
	Tes.	Brls.	$\frac{1}{2}$ brls.	Brls.	$\frac{1}{2}$ brls.	Brls.	Brls.	$\frac{1}{2}$ brls.	Brls.	$\frac{1}{2}$ brls.	Brls.	$\frac{1}{2}$ brls.		
Quebec													\$ cts.	
St. John.....						451	2,496						97 43	
Halifax														
Lunenburg														
Totals, 1908-09.....						451	2,496						97 43	
Totals, 1907-08.....						427	6,507						212 46	
Totals, 1906-07.....						1,252	11,534						409 55	
Totals, 1905-06.....						813	11,536						386 78	
Totals, 1904-05.....					20	1,202	8,329						310 87	
Totals, 1903-04.....					552	657	13,581						493 88	
Totals, 1902-03.....	317	976	10	214	6	996	1,651	11,783	101	1,306	3	138	1	889 21
Totals, 1901-02.....	20	2,121	5	23	2	2,980	3,837	11,870	627	4,055	8	10	2	1,435 61

9-10 EDWARD VII., A. 1910

STATEMENT showing Quantity of Pot and Pearl Ashes Inspected, and Fees, collected on same for the Fiscal Year ended March 31, 1909, and for the seven preceding Years.

ASHES.

DISTRICTS.	POT.			PEARL.			Fees. \$ cts.
	First Sort.	Second Sort.	Third Sort.	First Sort.	Second Sort.	Third Sort.	
Montreal..... 1908-09..	662	30	3	30			1,137 46
"..... 1907-08..	509	5	1	24			840 01
"..... (9 mos.) 1906-07..	362	7		23			617 25
"..... 1905-06..	735	57	1	35			1,290 64
"..... 1904-05..	722	131	2	18			1,276 82
"..... 1903-04..	489	54	1	44			894 52
"..... 1902-03..	611	90		212			1,386 56
"..... 1901-02..	866	220	35	119			1,889 65

STATEMENT showing Quantity of Leather and Hides Inspected, and Fees collected on same for the Fiscal Year ended March 31, 1909, with totals for the seven preceding Years.

DISTRICTS.	LEATHER SIDES.	HIDES.			CALF SKINS.			Fees. \$ cts.
	No. 1.	No. 1.	No. 2.	No. 3.	No. 1.	No. 2.	No. 3.	
†Hamilton.....								
†Kingston.....								
*Ottawa.....								
Toronto.....		37,647	44,243	11,844				4,686 70
Lévis.....		3,937	1,602	137				283 65
Montreal.....		79,709	28,509	12,182				6,005 64
Quebec.....		17,200	8,974	1,352				1,376 30
†St. John.....								
*Winnipeg.....								
Totals.... 1908-09		138,493	83,328	25,515				12,352 29
Totals.... 1907-08		146,171	82,071	20,963				12,387 27
Totals.... 1906-07		146,795	67,081	21,324				11,623 70
Totals.... 1905-06		177,685	85,158	28,137				14,488 41
Totals.... 1904-05		164,147	79,843	27,264				13,529 43
Totals.... 1903-04		157,640	82,974	33,506				13,644 31
Totals.... 1902-03	240	162,722	76,264	28,682				13,371 76
Totals.... 1901-02	8,543	165,889	75,845	25,767				13,449 25

† No inspector acting. * None offered for inspection.

SESSIONAL PAPER No. 10c

REVENUE AND EXPENDITURE.

STATEMENT showing the total Revenue and Expenditure of the Department of Trade and Commerce annually since its organization.

Years ended.	Revenue.		Expenditure.	
	§	cts.	§	cts.
June 30, 1893	113,591	00	429,268	89
" 1894	105,021	50	564,406	49
" 1895	72,479	25	547,349	55
" 1896	88,860	50	565,027	05
" 1897	123,119	50	588,254	75
" 1898	109,754	00	626,528	38
" 1899	220,309	50	692,506	81
" 1900	215,152	00	676,542	28
" 1901	178,704	00	692,664	40
" 1902	378,981	35	1,484,282	07
" 1903	636,897	93	2,346,155	65
" 1904	542,918	82	2,160,937	79
" 1905	79,156	69	3,457,562	74
" 1906	122,452	49	3,850,451	64
March 31, 1907 (9 months)	121,937	92	2,901,381	37
" 1908	884,344	33	4,668,344	50
" 1909	914,932	59	4,852,529	41

STATEMENT of Revenue of the Department of Trade and Commerce, for the Fiscal Year ended March 31, 1909.

	§	cts.	§	cts.
Inspection of grain :				
Western Division—				
Winnipeg			134,256	85
Eastern Division—				
Kingston	69	30		
Peterborough	482	00		
Toronto	3,898	91		
Montreal	1,961	92		
			6,412	13
			140,668	98
Culling timber			4,788	88
Casual			7,009	49
Annuities			49,339	24
Chinese immigration : Gross			713,131	00
			914,932	59
Less refunds to: Provinces, \$318,750. Other, \$67,500			386,250	00
Net Revenue			528,682	59

9-10 EDWARD VII., A. 1910

STATEMENT of Expenditure of the Department of Trade and Commerce for the Fiscal Year ended March 31, 1909.

Services.	Amount paid.	Totals.
<i>Departmental.</i>		
	\$ cts.	\$ cts.
Civil Government—Salaries.....	29,226 34	
Contingencies	12,274 28	
		41,500 62
<i>Chinese Immigration.</i>		
Salaries.....	3,099 63	
Contingencies	897 25	
		3,996 88
Chinese Refunds, \$67,500; to Provinces, \$318,750	386,250 00	
		386,250 00
<i>Culling Timber.</i>		
Salaries (staff)	4,200 00	
" (cutters)	4,200 00	
Annuities	3,000 00	
Contingencies	1,876 87	
		13,276 87
<i>Inspection of Staples.</i>		
Salaries	70,719 53	
Wages and contingencies	89,465 09	
		160,184 62
<i>Miscellaneous.</i>		
Trade Commissioners and Commercial Agencies.....	74,511 73	
International Customs Bureau.....	600 00	
Bounty on pig iron	693,423 05	
" steel	838,100 21	
" wire rods	333,090 90	
" Manila fibre.....	34,561 08	
" lead.....	307,433 64	
" crude petroleum	260,698 07	
Expenses <i>re</i> bounties	3,223 85	
Expenses <i>re</i> Old Age Annuities	9,113 83	
Legal Expenses, &c., <i>re</i> arrest of Chinese at Sydney, N.S.	880 62	
		2,555,636 98
<i>Mail Subsidies and Steamship Subventions.</i>		
Canada and United Kingdom	564,999 99	
Canada and South Africa	146,000 00	
Canada and Australia	173,566 38	
Canada and Mexico.....	91,666 60	
Canada and New Zealand	46,719 98	
Canada and Manchester, Eng	35,000 00	
Canada and Newfoundland	14,360 00	
Canada, China and Japan (additional)	48,301 66	
St. John and Glasgow	12,000 00	
St. John, Dublin and Belfast	2,250 00	
St. John, Halifax and London	40,000 00	
St. John and Digby	20,000 00	
St. John, Digby and Clementsport	1,500 00	
St. John, Annapolis and Granville	1,500 00	
St. John and Halifax, via Yarmouth	9,038 40	
St. John and Minas Basin	3,000 00	
St. John and Margaretsville	2,650 00	
Carried forward.....	1,212,553 01	3,160,845 97

SESSIONAL PAPER No. 10c

STATEMENT of Expenditure of the Department of Trade and Commerce for the Fiscal Year ended March 31, 1909.—*Concluded.*

Service.	Amount paid.	Totals.
	\$ cts.	\$ cts.
Brought forward.....	1,212,553 01	3,160,845 97
<i>Mail Subsidies and Steamship Subventions—Concluded.</i>		
St. John and Westport.....	1,500 00	
St. John, Halifax and South America.....	65,700 00	
Halifax and Jamaica.....	13,800 00	
Halifax, St. John's, Newfoundland and Liverpool.....	20,000 00	
Halifax and Newfoundland.....	4,000 00	
Halifax and Canso.....	4,000 00	
Halifax and Spry Bay.....	2,500 00	
Magdalen Islands and Mainland.....	15,000 00	
Grand Manan.....	5,000 00	
P. E. Island.....	12,500 00	
P. E. Island, Cape Breton and Newfoundland.....	8,000 00	
Quebec and Gaspé.....	8,500 00	
Quebec, Natashquan and Blanc Sablon.....	20,900 00	
Quebec and Isle of Orleans.....	500 00	
Pictou, Murray Harbour and Montague Bridge.....	6,000 00	
Pictou and Cheticamp.....	2,000 00	
Pt. Mulgrave, St. Peters, &c.....	6,000 00	
Pt. Mulgrave and Canso.....	4,000 00	
Pt. Mulgrave and Guysboro.....	5,000 00	
Pt. Mulgrave and Cheticamp.....	5,000 00	
Petit de Grat and Mulgrave (I. C. R. Terminus).....	3,000 00	
Baddeck, Grand Narrows, &c.....	5,450 00	
Gaspé, Dalhousie and Campbellton.....	12,000 00	
Bonaventure River and Petit Rocher.....	3,000 00	
Sydney and Whycomagh.....	1,000 00	
Sydney and Bay St. Lawrence ports.....	1,500 00	
St. Stephen, St. Croix, &c.....	3,000 00	
St. Catharines Bay and Tadousac.....	1,525 00	
Annapolis and Hull, England.....	2,000 00	
Victoria, Vancouver and Skagway.....	12,500 00	
Victoria and Vancouver Island (West Coast).....	5,000 00	
Victoria and San Francisco.....	3,000 00	
Port Essington and Queen Charlotte Islands.....	
Petitcodiac River and Cumberland County, N.S.....	2,000 00	
Miramichi River, Newcastle, Neguac and Escouminac.....	1,500 00	
Pelee Island and Mainland.....	1,500 00	
Schooner Service, Lower St. Lawrence to Gaspé.....	1,000 00	
Froude's Point and Lockport.....	600 00	
	1,481,128 01	
<i>Under Special Statute.</i>		
Canada, China and Japan.....	73,000 00	
Canada and France.....	130,555 43	
	1,684,683 44
Total expenditure.....	4,845,529 41

9-10 EDWARD VII., A. 1910

STATISTICAL RECORD OF

Years ended June 30.	CURRENCY AND							
	Area.	Estimated Population July 1.	Chartered Banks. Capital Paid up.	CIRCULATION.		DEPO-		Government Savings Banks except P. O.
				Notes issued by Chartered Banks.	Dominion Notes.	Chartered Banks.	Post Office Savings Banks.	
Sq. miles.	No.	\$	\$	\$	\$	\$	\$	
1868	662,148	3,371,594	30,289,048	8,307,079	3,795,000	33,317,879	204,589	1,483,219
1869	662,148	3,412,617	30,981,074	8,063,198	4,830,000	40,779,472	856,814	1,594,525
1870	3,370,760	3,454,248	32,050,597	14,167,948	7,479,353	54,074,760	1,588,849	1,822,570
1871	3,729,665	3,518,411	36,415,210	18,339,893	7,367,341	57,787,922	2,497,260	2,072,037
1872	3,729,665	3,610,992	45,134,709	25,040,077	10,510,541	54,503,201	3,096,500	2,154,234
1873	3,729,665	3,668,220	55,102,959	29,516,046	11,284,132	57,509,823	3,207,052	2,958,170
1874	3,729,665	3,825,305	60,443,445	26,583,130	12,175,579	65,468,697	3,204,965	4,005,295
1875	3,729,665	3,886,534	63,367,687	20,902,991	10,778,873	61,094,860	2,926,090	4,245,091
1876	3,729,665	3,949,163	67,199,051	20,288,158	11,533,892	65,177,128	2,740,953	4,303,165
1877	3,729,665	4,013,271	63,923,156	18,265,356	10,680,493	62,129,706	2,639,937	4,830,693
1878	3,729,665	4,078,924	63,387,034	19,351,109	10,460,735	65,069,326	2,754,484	5,742,529
1879	3,729,665	4,146,196	64,159,427	18,090,814	10,789,710	64,403,237	3,105,191	6,102,492
1880	3,729,665	4,215,389	60,584,789	26,186,176	13,565,159	76,244,065	3,945,669	7,107,287
1881	3,729,665	4,336,504	59,384,987	26,102,368	14,538,965	83,666,189	6,208,227	9,628,445
1882	3,729,665	4,383,819	58,739,990	32,229,937	15,807,911	97,537,258	9,473,662	12,295,000
1883	3,729,665	4,433,363	61,404,554	32,211,945	15,997,855	98,308,436	11,976,237	14,242,870
1884	3,729,665	4,485,395	61,443,397	29,654,511	15,360,281	97,443,765	13,245,553	15,971,984
1885	3,729,665	4,538,790	61,821,158	29,692,803	15,633,256	95,030,429	15,090,540	17,888,536
1886	3,729,665	4,589,414	61,841,395	29,200,627	16,297,453	101,181,744	17,159,372	20,014,442
1887	3,729,665	4,638,109	60,815,356	30,438,152	15,059,836	107,154,483	19,497,750	21,334,525
1888	3,729,665	4,688,147	60,168,010	30,444,643	16,249,319	112,860,699	20,689,033	20,682,025
1889	3,729,665	4,739,617	60,236,451	31,209,972	15,426,281	123,655,414	23,011,423	19,944,935
1890	3,729,665	4,792,605	59,569,765	32,059,178	15,357,893	128,631,455	21,990,653	19,021,812
1891	3,729,665	4,844,366	60,742,366	31,379,886	16,176,317	142,633,216	21,738,648	17,661,378
1892	3,729,665	4,889,266	61,512,630	32,614,699	17,282,699	160,942,778	22,298,402	17,231,146
1893	3,729,665	4,935,748	61,954,314	33,483,413	18,448,494	170,817,433	24,153,194	17,696,464
1894	3,729,665	4,983,903	62,112,883	30,254,159	20,061,719	174,930,936	25,257,868	17,778,144
1895	3,729,665	5,033,839	61,701,007	30,106,578	19,520,233	182,688,227	26,805,542	17,644,956
1896	3,729,665	5,086,061	62,198,413	30,336,844	20,372,215	183,769,992	28,932,930	17,866,389
1897	3,729,665	5,141,508	61,949,536	32,366,174	22,318,096	201,141,688	32,380,829	16,554,147
1898	3,729,665	5,199,267	62,303,137	36,539,103	22,178,194	227,063,343	34,480,938	15,639,181
1899	3,729,665	5,259,491	63,674,085	39,097,708	24,236,467	258,402,340	34,771,605	15,470,110
1900	3,729,665	5,322,348	64,735,145	45,577,387	26,094,924	277,256,716	37,507,456	15,642,266
1901	3,729,665	5,413,670	67,095,718	49,119,479	27,671,452	315,775,426	39,950,810	16,098,146
1902	3,729,665	5,537,500	69,548,308	53,953,043	32,780,387	344,949,901	42,320,208	16,117,779
1903	3,729,665	5,711,342	76,660,301	58,865,845	39,006,199	378,937,458	44,255,327	16,515,802
1904	3,729,665	5,890,677	79,193,028	60,098,480	41,574,783	423,874,030	45,419,706	16,738,743
1905	3,729,665	6,086,530	82,199,900	61,587,560	47,334,222	468,571,648	45,368,321	16,649,136
1906	3,729,665	6,320,000	91,074,505	69,366,505	49,941,427	536,769,519	45,736,489	16,174,133
1907	3,729,665	6,655,904	96,362,130	75,510,402	58,316,532	589,459,889	46,832,611	14,911,071
1908	3,729,665	6,940,504	96,049,538	68,153,994	63,058,126	560,503,775	46,328,135	14,719,368
1909	3,729,665	* 7,184,000	97,436,424	70,170,491	79,065,301	681,658,944	44,568,683	14,556,878

* Estimated population March 31, 1909.

SESSIONAL PAPER No. 10c

THE PROGRESS OF CANADA.

SITS IN		CHARTERED BANKS.							Years ended June 30.
Special Savings Banks.	Total Deposits.	Discounts to the People.	Assets.	Liabilities.	Bank Clearings to December 31.				
					Totals.	At Montreal.	At Toronto.		
					\$	\$	\$		
2,672,884	37,678,571	51,966,120	77,872,257	43,722,647				1868	
3,272,228	46,503,039	55,722,154	83,565,027	48,380,967				1869	
4,180,559	61,666,738	67,107,167	102,147,293	66,536,393				1870	
4,798,644	67,155,863	86,121,888	121,014,395	77,486,706				1871	
5,275,642	65,029,577	110,479,832	151,772,876	94,224,644				1872	
6,768,672	70,443,717	124,519,008	168,519,746	98,296,677				1873	
6,811,010	79,489,967	132,518,287	188,417,005	117,656,218				1874	
6,611,416	74,877,457	136,771,679	184,441,108	101,371,845				1875	
6,605,348	78,826,594	131,579,195	184,421,514	101,686,717				1876	
6,054,457	75,654,793	126,222,470	174,375,603	95,004,254				1877	
5,631,173	79,197,512	122,918,778	175,473,086	95,641,008				1878	
5,494,165	79,105,985	130,472,200	170,446,074	93,375,749				1879	
6,651,025	93,948,046	111,956,858	181,741,074	108,833,271				1880	
7,685,888	107,188,749	134,113,252	198,967,278	125,063,546				1881	
8,658,434	127,964,354	169,125,878	229,271,064	153,001,994				1882	
8,791,045	133,318,588	178,728,321	236,803,491	145,296,836				1883	
8,861,141	135,522,443	164,648,286	223,855,601	140,973,233				1884	
9,191,895	137,201,400	162,847,002	217,264,655	138,510,300				1885	
9,177,132	147,532,690	162,908,287	228,422,353	147,547,682				1886	
10,092,144	158,078,902	169,357,326	229,241,464	149,413,632				1887	
10,475,292	164,707,049	178,185,816	244,975,223	166,344,852				1888	
10,761,060	177,372,832	190,721,124	255,763,631	175,062,257				1889	
10,889,828	180,533,748	195,987,402	254,628,694	174,501,422				1890	
10,982,232	193,015,474	202,692,481	269,491,153	188,337,504				1891	
12,236,099	212,708,425	210,234,377	292,054,017	209,362,011				1892	
12,823,833	225,490,924	225,999,798	304,363,580	219,666,996	979,163,296	568,739,064	309,494,818	1893	
12,919,578	230,886,526	224,371,222	307,542,429	221,292,707	969,557,097	546,906,148	279,267,751	1894	
13,128,484	240,267,209	224,627,632	312,986,516	226,943,664	1,046,323,079	583,160,000	308,634,341	1895	
14,459,832	245,029,143	224,507,301	316,122,706	228,338,219	1,028,997,242	527,858,016	342,001,717	1896	
15,025,563	265,102,227	226,960,482	335,203,890	247,766,150	1,174,710,345	601,185,000	365,756,953	1897	
15,482,100	292,656,562	245,336,120	365,634,052	277,467,521	1,390,019,344	731,264,677	439,489,336	1898	
15,893,567	324,537,622	283,713,938	408,936,411	316,320,478	1,625,680,194	794,109,924	504,569,918	1899	
17,425,471	347,831,909	316,634,620	440,348,102	340,295,278	1,589,560,411	734,941,608	513,697,000	1900	
19,125,100	390,949,482	318,240,549	528,304,110	417,320,761	1,871,061,725	889,486,915	599,385,671	1901	
20,360,888	423,748,776	348,690,611	581,876,985	465,103,425	2,538,583,771	1,089,976,730	809,078,559	1902	
21,241,992	460,950,579	406,184,733	641,985,372	508,049,963	2,698,895,000	1,113,978,000	808,748,000	1903	
23,063,143	509,095,622	452,134,220	694,303,415	554,445,911	2,741,441,000	1,065,067,000	842,097,000	1904	
25,050,965	555,640,070	480,906,634	757,988,531	609,989,375	3,331,614,000	1,324,314,000	1,047,491,000	1905	
27,399,193	626,079,334	559,338,229	861,602,330	698,714,302	3,950,695,000	1,533,597,000	1,219,125,000	1906	
28,520,547	679,724,118	639,970,696	958,342,255	781,075,593	4,197,478,000	1,555,729,000	1,220,905,000	1907	
28,574,954	650,126,232	584,732,914	926,017,629	746,744,250	4,142,114,000	1,467,316,000	1,166,902,000	1908	
30,258,585	771,043,090	595,264,346	1,353,271,919	870,192,322				1909	

STATISTICAL RECORD OF THE

Calendar Years.	FAILURES—COMMERCIAL.			FINANCE.				
	Number.	Assets.	Liabilities	Total Revenue.	REVENUE ON ACCOUNT OF CON			
					Receipts from Taxes.			Dominion Lands.
					Totals.	From Customs.	From Excise.	
	\$	\$	\$	\$	\$	\$	\$	
1868				13,687,928	11,700,681	8,578,380	3,002,588	
1869				14,379,175	11,112,573	8,272,880	2,710,028	
1870				15,512,226	13,087,883	9,334,213	3,619,622	
1871				19,335,561	16,320,369	11,841,105	4,295,945	
1872	726	6,454,525	20,714,814	17,715,552	12,787,982	4,735,652		
1873	994	12,334,192	20,813,469	17,616,555	12,954,164	4,460,682		26,239
1874	966	7,696,765	24,205,093	20,129,185	14,325,193	5,594,904		29,981
1875	1,968	28,843,967	24,648,715	20,664,879	15,351,012	5,069,687		27,641
1876	1,728	23,517,991	22,587,587	18,614,415	12,823,838	5,563,487		8,546
1877	1,892	25,523,903	22,059,274	17,697,925	12,546,988	4,941,898		3,800
1878	1,697	23,908,677	22,375,012	17,841,938	12,782,824	4,858,672		19,425
1879	1,902	29,347,937	22,517,382	18,476,613	12,900,659	5,390,763		23,828
1880	907	7,988,077	23,307,407	18,479,576	14,071,343	4,232,427		120,479
1881	655	5,751,207	29,635,298	23,942,139	18,406,092	5,543,427		131,124
1882	787	8,587,657	33,383,456	27,549,046	21,581,570	5,884,860		
1883	1,382	16,311,742	35,794,650	29,269,699	23,009,582	6,260,116		
1884	1,384	15,994,361	31,861,962	25,483,199	20,023,890	5,459,309		
1885	1,327	19,191,306	32,797,001	25,384,529	18,935,428	6,449,101		
1886	1,256	8,861,609	33,177,040	25,226,456	19,373,551	5,852,903		
1887	1,252	10,386,884	35,754,993	28,687,002	22,378,801	6,308,201		191,782
1888	1,677	14,081,169	35,908,464	28,177,413	22,105,926	6,071,487		217,083
1889	1,777	14,713,223	38,782,870	30,613,523	23,726,784	6,886,739		237,821
1890	1,847	18,289,935	39,879,925	31,587,072	23,968,954	7,618,118		220,141
1891	1,889	17,100,649	38,579,314	30,314,151	23,399,301	6,914,850		264,592
1892	1,688	13,766,191	36,921,872	28,446,157	20,501,059	7,945,098		322,796
1893	1,344	8,321,570	12,689,794	38,168,609	29,321,367	20,954,003	8,367,364	285,596
1894	1,856	13,510,056	17,616,215	36,374,693	27,579,203	19,198,114	8,381,089	210,097
1895	1,891	11,500,242	15,802,989	33,978,129	25,446,199	17,640,466	7,805,733	167,870
1896	2,118	12,656,837	17,169,683	36,618,591	27,759,285	19,833,279	7,926,006	166,256
1897	1,809	10,574,529	14,157,498	37,829,778	28,648,626	19,478,247	9,170,379	172,514
1898	1,300	7,692,094	9,821,323	40,555,238	29,576,456	21,704,893	7,871,563	975,792
1899	1,287	7,674,673	10,658,675	46,741,250	34,958,067	25,316,842	9,641,228	1,532,591
1900	1,355	8,202,898	11,613,208	51,029,994	38,242,228	28,374,148	9,868,075	1,388,024
1901	1,341	7,686,823	10,811,671	52,514,701	38,743,550	28,425,284	10,318,266	1,517,320
1902	1,101	7,772,418	10,934,777	58,050,790	43,389,112	32,191,978	11,197,133	1,227,977
1903	978	4,872,422	7,552,724	66,037,069	49,015,506	37,001,727	12,013,779	1,695,592
1904	1,246	8,555,875	11,394,117	70,669,817	53,661,319	40,702,611	12,958,708	1,443,023
1905	1,347	6,822,005	9,854,659	71,182,773	54,020,123	41,433,649	12,586,475	1,292,301
1906	1,184	6,449,052	9,085,773	80,139,360	60,074,818	46,064,598	14,010,221	1,668,162
1907	1,278	9,443,327	13,221,259	67,969,328	51,565,586	39,760,173	11,805,413	1,443,632
1908	1,610	12,008,113	14,931,790	96,054,506	73,325,963	57,543,811	15,782,152	1,883,620
1909				85,093,404	62,353,093	47,415,325	14,937,768	2,153,255

SESSIONAL PAPER No. 10c

PROGRESS OF CANADA—Continued.

CONSOLIDATED FUND.			EXPENDITURE ON ACCOUNT OF CONSOLIDATED FUND.					Fiscal years.
Receipts from—			Total Expenditure	Charges on Public Debt.			Total Collection of Revenue.	
Interest on Investments.	Post Office, including Ocean Postage and Money Orders.	Pub. Works, including Railways and Canals.		Totals.	Interest on Public Debt.	Sinking Fund.		
\$	\$	\$	\$	\$	\$	\$	\$	
174,073	525,692	901,466	13,486,093	5,216,015	4,501,568	355,267	1,885,804	1868
824,424	535,315	918,933	14,038,084	5,799,478	4,907,014	426,807	2,175,071	1869
383,956	573,566	1,006,845	14,345,510	5,513,580	5,047,054	126,533	2,351,724	1870
554,384	612,631	1,146,240	15,623,082	6,013,625	5,165,304	421,666	2,388,359	1871
448,942	692,375	1,211,729	17,589,469	6,074,250	5,257,231	470,607	2,912,107	1872
396,404	833,657	1,316,636	19,174,648	5,795,677	5,209,206	407,827	3,633,152	1873
610,863	1,139,973	1,509,915	23,713,317	6,503,041	5,724,436	513,920	5,088,467	1874
840,887	1,155,332	1,432,360	23,713,071	7,373,764	6,590,790	555,773	4,904,875	1875
798,906	1,102,540	1,479,232	24,488,372	7,432,004	6,400,902	822,953	5,009,081	1876
717,684	1,114,946	1,917,455	23,519,302	7,833,476	6,797,227	828,374	5,285,419	1877
791,758	1,207,790	2,034,484	23,503,158	8,186,717	7,048,884	945,746	5,388,753	1878
592,500	1,172,418	1,863,149	24,455,382	8,509,877	7,194,734	1,037,220	5,652,935	1879
634,793	1,252,498	2,167,401	24,850,634	9,228,822	7,773,869	1,165,867	5,374,917	1880
751,513	1,352,110	2,759,591	25,502,554	9,070,320	7,594,145	1,250,731	5,750,899	1881
914,009	1,587,888	2,711,134	27,067,104	9,226,573	7,740,804	1,290,725	6,097,969	1882
1,001,193	1,800,391	3,101,138	28,730,157	9,246,860	7,668,553	1,344,137	6,738,502	1883
986,698	1,755,674	3,053,792	31,107,706	9,333,951	7,700,181	1,403,864	7,042,625	1884
1,997,036	1,841,372	3,065,503	35,037,060	11,289,028	9,419,482	1,482,052	7,372,603	1885
2,299,079	1,901,690	3,082,411	39,011,612	12,090,201	10,137,009	1,606,271	7,808,751	1886
990,887	2,020,624	3,270,782	35,657,680	11,563,624	9,682,929	1,592,953	8,376,027	1887
982,025	2,379,242	3,556,101	36,718,495	12,105,983	9,823,313	1,939,078	8,789,763	1888
1,305,392	2,220,504	3,642,557	36,917,835	12,159,166	10,148,932	1,736,644	8,873,338	1889
1,082,271	2,357,389	3,800,110	35,994,031	11,774,487	9,656,841	1,887,237	9,182,941	1890
1,077,228	2,515,823	3,685,630	36,343,568	11,784,284	9,584,137	1,938,079	9,453,320	1891
1,086,420	2,652,746	3,575,168	36,765,894	11,975,777	9,763,978	2,027,861	9,426,066	1892
1,150,167	2,773,507	3,761,474	36,814,053	12,116,197	9,806,888	2,095,514	8,993,925	1893
1,217,809	2,809,341	3,702,746	37,585,026	12,524,932	10,212,596	2,131,361	9,132,616	1894
1,336,047	2,792,790	3,591,689	38,132,005	12,747,555	10,466,294	2,002,311	9,129,415	1895
1,370,001	2,964,014	3,594,264	36,949,142	12,806,293	10,502,430	2,055,288	9,291,168	1896
1,443,004	3,202,938	3,587,166	38,349,760	13,062,791	10,645,663	2,101,814	9,336,916	1897
1,513,455	3,527,810	3,873,464	38,832,526	13,076,614	10,516,758	2,359,969	9,469,664	1898
1,590,448	3,193,778	4,433,934	41,903,501	13,510,854	10,855,112	2,482,485	9,837,454	1899
1,683,051	3,205,535	5,232,459	42,975,280	13,392,479	10,699,645	2,465,640	11,044,526	1900
1,784,834	3,441,505	5,770,071	46,866,368	13,490,153	10,807,955	2,480,337	12,503,249	1901
1,892,224	3,918,416	6,447,982	50,759,392	13,808,566	10,975,935	2,569,381	13,007,865	1902
2,020,953	4,397,833	7,088,502	51,691,903	13,983,694	11,068,139	2,620,588	14,041,041	1903
2,236,256	4,652,325	6,972,219	55,612,833	13,732,687	11,128,637	2,315,066	15,593,521	1904
2,105,031	5,125,373	7,395,377	63,319,683	13,167,805	10,630,115	2,261,618	17,593,437	1905
2,140,312	5,933,343	8,310,267	67,240,641	13,479,036	10,814,697	2,317,437	17,145,129	1906
1,235,746	5,061,728	6,839,586	51,542,161	8,134,466	6,712,771	1,177,147	13,797,181	1907
1,925,569	7,107,887	9,973,523	76,641,451	13,591,680	10,973,597	2,234,263	20,727,329	1908
2,256,643	7,401,624	9,362,272	84,064,232	13,883,816	11,604,584	1,922,525	21,632,704	1909

* Nine months.

9-10 EDWARD VII., A. 1910

STATISTICAL RECORD OF THE

Fiscal years.	FINANCE—Continued.							
	EXPENDITURE ON ACCOUNT OF							
	Collection of Revenue.				Miscellaneous			
	Customs.	Excise.	Post Office	Railways and Canals.	Total Miscellaneous Expenditure.	Administration of Justice.	Arts, Agriculture and Statistics.	Civil Government.
\$	\$	\$	\$	\$	\$	\$	\$	
1868.....	477,504	78,939	616,802	581,503	6,384,264	291,243	5,581	594,442
1869.....	496,050	109,415	787,886	641,814	6,063,535	315,215	7,020	559,643
1870.....	505,109	119,461	808,623	743,071	6,480,200	304,300	6,227	620,349
1871.....	500,441	129,564	815,471	752,772	7,221,098	314,411	6,174	642,301
1872.....	528,736	142,732	929,609	913,236	8,603,112	346,848	6,411	663,189
1873.....	567,765	171,705	1,067,866	1,378,160	9,745,819	398,966	10,691	750,874
1874.....	727,629	206,935	1,387,270	2,260,820	11,724,809	459,037	19,092	883,686
1875.....	682,674	199,254	1,520,861	1,981,893	11,434,432	497,405	11,936	909,266
1876.....	721,009	218,360	1,622,827	1,897,283	12,047,287	544,091	67,552	841,995
1877.....	721,605	211,157	1,705,312	2,239,346	10,400,407	565,598	65,767	812,193
1878.....	714,528	215,025	1,724,939	2,374,314	9,927,688	564,920	92,366	823,370
1879.....	719,711	211,065	1,784,424	2,570,361	10,292,570	577,897	63,068	861,171
1880.....	716,126	219,285	1,818,271	2,226,456	10,246,895	574,311	25,068	898,605
1881.....	717,707	247,577	1,876,658	2,603,717	10,681,335	583,557	22,408	915,959
1882.....	723,914	280,574	1,980,567	2,755,833	11,742,562	581,696	20,742	946,032
1883.....	757,246	278,911	2,176,089	3,117,466	12,744,795	615,588	24,731	986,721
1884.....	798,838	303,617	2,312,965	3,122,103	14,731,130	615,045	38,188	1,084,418
1885.....	791,538	309,268	2,488,315	3,268,222	16,375,429	627,253	86,322	1,139,495
1886.....	800,107	310,022	2,763,186	3,359,670	19,112,660	707,832	203,312	1,190,371
1887.....	819,132	344,691	2,818,907	3,673,894	15,718,029	657,115	253,759	1,211,851
1888.....	851,025	373,348	2,889,729	4,160,332	15,822,749	678,815	311,159	1,258,618
1889.....	864,590	362,833	2,982,321	4,095,301	15,885,331	685,807	161,629	1,281,714
1890.....	873,400	362,996	3,074,470	4,362,200	15,036,603	709,784	153,398	1,308,847
1891.....	900,492	378,237	3,161,676	4,505,516	15,105,964	726,592	158,053	1,334,201
1892.....	904,801	400,050	3,316,120	4,337,877	15,364,051	750,723	156,564	1,325,087
1893.....	901,946	387,673	3,421,203	3,848,404	15,703,931	736,457	258,635	1,367,570
1894.....	921,040	484,949	3,517,261	3,760,550	15,927,478	745,504	264,880	1,402,279
1895.....	917,632	471,865	3,593,647	3,704,126	16,255,035	755,683	216,740	1,422,228
1896.....	896,333	470,870	3,665,011	3,826,226	14,851,681	758,270	210,878	1,396,628
1897.....	945,245	464,427	3,789,478	3,725,690	15,950,053	774,762	224,390	1,418,847
1898.....	971,320	468,320	3,575,412	4,049,275	16,286,248	765,608	245,232	1,399,422
1899.....	1,037,636	464,620	3,603,799	4,246,404	18,555,193	815,455	258,782	1,411,813
1900.....	1,071,222	468,994	3,758,015	5,244,301	18,538,275	827,561	461,561	1,420,998
1901.....	1,123,817	458,383	3,931,446	6,377,961	20,872,966	873,233	447,299	1,474,919
1902.....	1,176,024	463,405	4,023,637	6,508,477	23,942,961	949,230	481,428	1,497,369
1903.....	1,229,029	478,984	4,105,178	7,221,705	23,667,168	959,948	436,402	1,554,792
1904.....	1,357,184	522,361	4,347,541	8,397,434	26,286,625	984,258	625,316	1,652,782
1905.....	1,468,093	537,814	4,634,528	9,803,912	32,558,441	997,718	698,211	1,797,060
1906.....	1,548,384	555,923	4,921,577	8,779,677	36,616,476	1,171,359	603,590	1,911,611
1907*.....	1,222,950	456,774	3,979,557	7,011,858	29,610,514	867,799	625,812	1,487,496
1908.....	1,923,850	636,892	6,005,930	10,586,114	42,322,442	1,224,510	1,218,242	2,088,416
1909.....	1,994,951	643,705	6,592,386	10,780,126	48,547,712	1,240,364	1,403,569	3,283,265

* Nine months.

SESSIONAL PAPER No. 10c

PROGRESS OF CANADA—Continued.

FINANCE—Continued.

CONSOLIDATED FUND—Concluded.

Expenditure.

Immigra- tion.	Indians.	Legisla- tion.	Lighthouse and Coast Service.	Mail Subsidies and Steamship Subventions	Militia and Defence.	Public Works.	Subsidies to Provinces.	Fiscal years.
\$	\$	\$	\$	\$	\$	\$	\$	
36,050		595,810	174,983	177,349	1,013,016	126,270	2,753,966	1868
26,952		409,614	190,671	253,747	937,513	65,015	2,604,050	1869
55,966	6,080	379,753	229,682	288,999	1,245,973	120,031	2,588,605	1870
55,604	6,080	356,206	354,693	286,099	908,723	597,275	2,624,940	1871
109,954	43,935	393,964	345,683	342,108	1,654,255	839,786	2,930,113	1872
265,718	63,776	614,487	480,376	363,448	1,248,661	1,297,999	2,921,400	1873
291,297	146,068	784,048	537,058	285,882	1,122,282	1,778,916	3,752,757	1874
278,777	195,500	572,273	490,257	287,772	1,013,944	1,756,010	3,750,962	1875
338,179	276,325	627,231	545,849	261,589	978,530	1,948,242	3,690,355	1876
309,353	301,596	596,006	471,278	314,942	550,452	1,262,823	3,655,851	1877
154,351	421,504	618,035	461,968	257,534	618,137	997,470	3,472,808	1878
186,403	489,327	748,008	447,567	257,702	777,699	1,013,023	3,442,764	1879
161,213	694,513	598,105	426,304	235,833	690,019	1,046,342	3,430,846	1880
214,251	805,097	611,376	443,724	201,503	667,001	1,108,815	3,453,518	1881
215,339	1,183,414	582,200	461,881	210,930	772,812	1,342,000	3,530,999	1882
373,958	1,106,961	740,768	491,546	237,501	734,354	1,765,256	3,606,673	1883
511,209	1,116,154	662,767	520,524	238,054	989,498	2,908,852	3,603,714	1884
423,861	1,109,604	649,538	532,446	261,779	2,707,758	2,302,363	3,959,327	1885
257,355	1,195,093	1,037,779	553,515	271,457	1,178,659	2,046,552	4,182,526	1886
341,236	1,201,301	977,302	512,812	273,497	1,193,693	2,133,316	4,169,341	1887
244,789	1,000,802	807,425	489,258	342,613	1,273,179	2,162,116	4,188,514	1888
202,499	1,112,776	701,170	511,779	304,254	1,323,552	2,239,231	4,051,428	1889
110,092	1,107,824	932,187	466,116	286,315	1,287,014	1,972,501	3,904,922	1890
181,045	987,435	596,487	492,597	321,118	1,279,514	1,937,546	3,903,757	1891
177,605	894,266	1,302,877	503,639	273,207	1,266,368	1,627,851	3,935,914	1892
180,677	956,552	867,232	503,012	413,939	1,419,746	1,927,832	3,935,765	1893
202,236	968,563	698,007	476,635	530,703	1,284,517	2,033,955	4,206,655	1894
195,653	955,404	941,570	475,903	513,268	1,574,014	1,742,317	4,250,674	1895
120,199	880,408	904,688	466,058	534,917	1,136,714	1,299,769	4,235,664	1896
127,458	908,064	1,134,773	445,742	553,812	1,667,588	1,463,719	4,238,059	1897
261,195	955,584	729,829	474,217	589,773	1,514,472	1,701,313	4,237,372	1898
255,879	986,220	892,354	545,645	584,056	2,112,292	1,902,664	4,250,636	1899
434,563	1,037,436	830,302	523,485	599,832	1,846,179	2,289,889	4,250,608	1900
444,730	1,019,329	1,172,726	578,618	629,198	2,061,674	3,386,632	4,250,607	1901
494,842	1,057,131	991,433	696,311	624,956	2,060,979	4,221,294	4,402,098	1902
642,914	1,077,815	789,205	964,144	799,286	1,963,009	4,065,553	4,402,503	1903
744,789	1,079,781	1,266,795	1,275,017	851,748	2,252,030	4,607,330	4,402,292	1904
972,357	1,173,864	1,713,172	2,507,307	1,027,074	2,650,700	6,765,446	4,516,038	1905
842,668	1,198,350	1,351,916	2,530,308	1,227,560	4,294,125	7,484,716	6,726,373	1906
611,201	940,680	1,322,075	2,026,642	1,128,877	3,347,038	5,520,571	6,745,134	*1907
1,074,697	1,276,964	1,150,610	2,835,543	1,590,384	5,498,184	8,721,327	9,032,775	1908
979,326	1,307,245	1,543,328	2,721,802	1,684,683	5,221,645	12,300,184	9,117,143	1909

STATISTICAL RECORD OF THE

FINANCE— <i>Concluded.</i>								
Fiscal years.	EXPENDITURE.					Total Debt.	Total Assets.	Net Debt.
	TOTAL REVENUE.	Total Expenditure.	Chargeable to Consolidated Fund.	Chargeable to Capital Account.	Railway Subsidies.			
	£	£	£	£	£			
1868..	13,687,928	14,071,689	13,486,093	548,438		96,896,666	21,139,531	75,757,135
1869..	14,379,175	14,908,166	14,038,084	440,418		112,361,998	36,502,679	75,859,319
1870..	15,539,657	18,016,614	14,345,510	3,515,116		115,993,706	37,783,964	78,209,742
1871..	19,375,037	19,293,478	15,623,082	3,670,397		115,492,683	37,786,165	77,706,518
1872..	20,714,814	25,665,975	17,589,469	7,853,050		122,400,179	40,213,107	82,187,072
1873..	20,970,591	39,039,808	19,174,648	19,859,441		129,743,452	29,894,970	99,848,462
1874..	24,507,653	33,498,076	23,316,317	10,177,740		141,163,551	32,838,587	108,324,964
1875..	24,649,724	32,888,911	23,713,071	6,922,742		151,663,402	35,655,024	116,008,378
1876..	22,592,055	31,958,144	24,488,372	7,154,008		161,204,688	36,653,174	124,551,514
1877..	22,927,761	32,507,996	23,519,302	7,599,710		174,675,835	41,440,526	133,235,309
1878..	22,406,257	30,545,772	23,503,158	6,657,200		174,957,269	34,595,199	140,362,070
1879..	27,020,525	30,779,939	24,455,382	5,648,332		179,483,871	36,493,684	142,990,187
1880..	23,364,547	34,041,756	24,850,634	8,241,174		194,634,441	42,182,852	152,451,589
1881..	29,635,298	33,796,643	25,502,554	8,176,317		199,861,537	44,465,757	155,395,780
1882..	35,182,549	34,674,625	27,067,104	7,405,637		205,365,252	51,703,601	153,661,651
1883..	36,803,669	42,898,886	28,730,157	14,147,360		202,159,104	43,692,390	158,466,714
1884..	32,815,226	57,860,862	31,107,706	23,977,702	208,000	242,482,416	60,320,566	182,161,850
1885..	33,354,041	49,163,078	35,037,060	13,220,185	403,245	264,703,607	68,295,915	196,407,692
1886..	33,479,883	61,837,569	39,011,612	9,589,734	2,701,249	273,164,341	50,005,234	223,159,107
1887..	33,755,531	41,504,152	35,657,680	4,439,939	1,406,533	273,187,626	45,872,851	227,314,775
1888..	35,908,464	45,064,124	36,718,495	7,162,964	1,027,042	284,513,842	49,982,484	234,531,358
1889..	38,782,870	43,518,198	36,917,835	4,420,314	846,722	287,722,063	50,192,021	237,530,042
1890..	39,879,925	41,770,333	35,994,031	4,053,159	1,678,196	286,112,295	48,579,083	237,533,212
1891..	38,579,311	40,793,208	36,343,568	3,115,860	1,265,706	289,899,230	52,090,199	237,809,031
1892..	36,921,872	42,272,136	36,765,894	2,164,457	1,248,216	295,333,274	54,201,840	241,131,434
1893..	38,208,609	40,853,728	36,814,053	3,088,318	811,394	300,054,525	58,373,485	241,681,040
1894..	36,374,883	43,008,234	37,585,026	3,862,970	1,229,885	308,348,024	62,164,994	246,183,030
1895..	33,978,129	42,872,338	38,132,005	3,030,490	1,310,549	318,048,755	64,973,828	253,074,927
1896..	36,618,591	44,096,384	36,949,142	3,781,311	3,228,745	325,717,537	67,220,104	258,497,433
1897..	37,829,778	42,972,756	38,349,760	3,523,160	416,955	332,530,131	70,991,535	261,538,596
1898..	40,556,510	45,334,281	38,832,526	4,143,503	1,414,935	338,375,984	74,419,585	263,956,399
1899..	46,743,103	51,542,635	41,903,501	5,936,343	3,201,220	345,160,903	78,887,456	266,273,447
1900..	51,031,467	52,717,467	42,975,280	7,468,843	725,720	346,206,980	80,713,173	265,493,807
1901..	52,516,333	57,982,866	46,866,368	7,695,488	2,512,329	354,732,433	86,252,429	268,480,004
1902..	58,052,333	63,970,800	50,759,392	10,078,638	2,093,939	366,358,477	94,529,387	271,829,090
1903..	69,348,084	61,746,572	51,691,903	7,052,725	1,463,222	361,344,098	99,737,109	261,606,989
1904..	70,679,251	72,255,048	55,612,833	7,881,719	2,046,878	364,962,512	104,094,793	260,867,719
1905..	71,186,073	78,804,139	63,319,683	11,933,492	1,275,630	377,678,580	111,454,413	266,224,167
1906..	80,141,394	83,277,642	67,240,641	11,913,871	1,637,574	392,269,680	125,226,702	267,042,978
1907*	67,972,110	65,778,139	51,542,161	11,329,144	1,324,889	379,966,826	116,294,966	263,671,860
1908..	96,055,417	112,578,680	76,641,451	30,429,907	2,037,629	408,207,158	130,246,298	277,960,860
1909..	85,549,580	133,441,524	84,064,232	42,593,167	1,785,887	478,533,427	154,605,148	323,930,279

*Nine months.

SESSIONAL PAPER No. 10c

PROGRESS OF CANADA—Continued.

INSURANCE.									Calendar years.
FIRE INSURANCE.									
Amount in Force.				Premiums Received.					
Totals.	With Canadian Companies.	With British Companies.	With American Companies.	Totals.	By Canadian Companies.	By British Companies.	By American Companies.		
\$	\$	\$	\$	\$	\$	\$	\$		
188,359,809	59,340,916	115,222,003	13,796,890	1,785,539	501,362	1,119,011	165,166	1868	
191,594,586	59,523,641	120,903,017	11,167,928	1,916,779	536,600	1,185,398	194,781	1869	
228,453,784	68,465,914	132,731,241	27,256,629	2,321,716	707,418	1,299,846	314,452	1870	
251,722,940	72,203,784	145,700,486	33,818,670	2,628,710	796,847	1,499,620	332,243	1872	
278,754,835	91,032,187	147,602,019	40,120,629	2,968,416	842,896	1,773,265	352,255	1873	
306,844,219	126,705,337	155,088,455	25,950,427	3,522,303	1,453,781	1,809,473	259,049	1874	
364,421,029	190,284,543	154,835,931	19,300,555	3,594,764	1,646,654	1,683,715	264,395	1875	
404,608,180	231,834,162	153,885,268	18,888,750	3,708,006	1,881,641	1,597,410	228,955	1876	
420,342,681	217,745,048	184,304,318	18,293,315	3,764,005	1,622,955	1,927,220	213,830	1877	
409,899,701	171,430,720	202,702,743	35,766,238	3,368,430	1,161,896	1,994,940	211,594	1878	
407,357,985	158,824,631	208,265,359	40,267,995	3,227,488	1,102,822	1,899,154	225,512	1879	
411,563,271	154,403,173	229,745,985	27,414,113	3,473,577	1,190,029	2,048,408	241,140	1880	
462,210,968	153,436,408	277,721,299	31,053,261	3,827,116	1,206,470	2,353,258	267,388	1881	
526,856,478	152,564,079	339,520,054	34,772,345	4,229,706	1,033,433	2,908,458	287,815	1882	
572,264,041	149,930,173	380,613,572	40,120,296	4,624,741	1,091,801	3,178,850	354,090	1883	
605,507,789	147,968,945	413,441,198	44,097,646	4,980,128	1,140,428	3,472,119	367,581	1884	
611,794,479	143,759,390	421,205,014	46,830,075	4,852,460	1,107,879	3,376,401	368,180	1885	
586,773,022	142,685,145	393,166,340	50,921,537	4,932,335	1,107,710	3,429,012	395,613	1886	
634,767,337	154,165,902	424,314,264	56,287,171	5,244,502	1,121,433	3,693,992	429,075	1887	
650,735,059	159,070,684	434,941,955	56,722,420	5,437,263	1,131,991	3,859,282	445,990	1888	
684,538,378	158,883,612	468,379,580	57,275,186	5,588,016	1,173,948	3,970,632	443,436	1889	
720,679,921	178,691,762	474,884,419	67,103,440	5,836,071	1,249,884	4,072,133	514,054	1890	
759,602,191	177,785,359	497,550,395	84,266,437	6,168,716	1,278,736	4,189,171	700,809	1891	
821,410,072	148,557,131	549,223,123	123,629,818	6,512,327	1,052,041	4,455,474	1,004,812	1892	
841,687,057	154,614,280	563,044,318	124,028,459	6,793,595	1,137,797	4,623,196	1,032,602	1893	
836,067,202	150,241,967	567,948,304	117,876,931	6,711,369	1,108,294	4,602,747	1,000,328	1884	
837,872,864	143,697,862	575,683,150	118,491,852	6,943,382	1,151,126	4,750,290	1,041,966	1895	
845,574,352	141,251,862	591,656,008	112,666,482	7,075,850	1,061,855	5,006,047	1,007,948	1896	
868,522,117	154,231,897	611,840,429	102,449,891	7,137,661	1,021,216	5,163,202	971,243	1897	
895,394,107	159,927,706	629,768,638	105,697,763	7,350,131	1,121,927	5,123,345	1,004,859	1898	
936,869,668	169,792,859	654,890,000	112,186,809	7,910,492	1,183,739	5,652,228	1,074,525	1899	
992,332,360	190,577,768	681,751,373	120,003,219	8,331,948	1,298,751	5,846,029	1,187,177	1900	
1,038,687,619	221,756,637	694,491,228	122,439,754	9,650,348	1,727,410	6,595,447	1,327,491	1901	
1,075,263,168	246,042,580	695,220,761	133,999,827	10,577,084	2,053,793	6,946,919	1,574,372	1902	
1,140,453,716	260,637,251	727,383,239	152,433,226	11,384,762	2,282,498	7,334,432	1,767,832	1903	
1,215,013,931	296,888,876	745,159,661	172,965,394	13,169,882	2,681,275	8,343,666	2,144,941	1904	
1,318,146,495	328,340,100	785,219,445	204,586,950	14,285,671	3,013,714	8,582,925	2,689,032	1905	
1,443,902,244	354,604,064	855,091,245	234,206,935	14,687,963	3,179,319	8,601,374	2,907,270	1906	
1,614,703,536	412,019,532	937,282,806	265,401,198	16,114,475	3,681,335	9,302,906	3,130,234	1907	
1,700,708,263	433,913,379	976,863,509	289,931,375	17,027,275	3,819,372	9,919,403	3,288,500	1908	
.....	1909	

STATISTICAL RECORD OF THE

INSURANCE—Continued.								
FIRE INSURANCE—Concluded.								
Calendar years.	Losses paid.				Policies in Force.			
	Totals.	By Canadian Companies.	By British Companies.	By American Companies.	Totals.	With Canadian Companies.	With British Companies.	With American Companies.
	§	§	§	§	No.	No.	No.	No.
1868								
1869	1,027,720	276,116	579,416	172,188				
1870	1,624,837	453,414	1,024,362	147,061				
1871	1,549,139	414,339	922,400	212,460				
1872	1,909,975	510,469	1,136,167	263,339				
1873	1,682,184	487,649	967,316	227,219				
1874	1,926,159	662,470	1,120,196	143,583				
1875	2,563,531	1,082,206	1,299,612	181,713				
1876	2,867,295	1,599,048	1,168,858	99,389				
1877	8,490,919	2,186,162	5,718,305	586,452	50,830	17,597	9,534	23,999
1878	1,822,674	828,069	880,571	114,034	50,780	18,252	9,736	22,792
1879	2,145,198	687,353	1,275,540	182,305	53,053	21,655	9,465	21,933
1880	1,666,578	701,639	855,423	109,516	56,540	24,388	9,761	22,391
1881	3,169,824	1,336,758	1,669,405	163,661	62,857	29,859	10,242	22,756
1882	2,664,986	733,843	1,768,444	162,699	69,050	34,121	10,884	24,045
1883	2,920,228	760,430	1,992,671	167,127	74,734	37,471	11,625	25,638
1884	3,245,323	762,737	2,290,588	191,998	81,470	42,002	12,330	27,138
1885	2,679,287	597,189	1,895,175	186,923	90,417	46,593	13,062	30,762
1886	3,301,388	739,364	2,338,164	223,860	104,024	52,836	13,454	37,734
1887	3,403,514	764,321	2,335,034	304,159	118,113	62,044	13,838	42,231
1888	3,073,822	750,448	2,094,465	228,909	133,674	72,203	14,740	46,731
1889	2,876,211	678,752	1,968,537	228,922	149,755	81,921	15,111	52,723
1890	3,266,567	736,095	2,229,556	300,916	161,691	91,219	15,589	54,883
1891	3,905,697	940,734	2,553,162	411,801	170,602	96,852	15,794	57,956
1892	4,377,270	792,219	2,878,149	706,992	184,448	107,499	16,469	60,570
1893	5,052,690	797,149	3,496,112	759,429	198,724	118,086	16,759	63,879
1894	4,589,363	801,871	3,094,861	692,631	241,340	130,316	17,075	93,949
1895	4,993,750	807,003	3,402,337	784,410	245,507	140,865	17,304	87,338
1896	4,173,501	713,566	2,845,994	613,941	261,198	150,063	17,541	93,594
1897	4,701,833	718,891	3,334,667	648,275	284,455	168,492	17,828	98,135
1898	4,784,487	587,705	3,557,122	639,600	320,082	189,742	18,308	112,032
1899	5,182,038	637,101	3,867,212	677,725	361,184	209,259	19,178	132,747
1900	7,774,293	1,013,087	5,515,231	1,245,975	396,240	223,422	20,019	152,799
1901	6,774,956	1,009,899	4,889,192	875,865	484,060	239,653	20,288	224,119
1902	4,152,289	865,214	2,724,487	562,588	541,493	268,870	20,966	251,657
1903	5,870,716	1,209,678	3,813,764	857,274	603,823	301,196	21,439	281,188
1904	14,099,534	2,561,475	9,172,919	2,365,140	656,892	328,628	21,723	306,541
1905	6,000,515	1,399,065	3,634,706	966,748	718,081	365,698	22,424	329,959
1906	6,584,291	1,602,131	3,829,244	1,152,916	767,698	395,470	22,911	349,317
1907	8,445,041	1,801,449	5,073,985	1,569,607	825,429	425,503	22,928	376,998
1908	10,279,455	2,655,226	5,776,725	1,847,504	881,025	461,655	22,861	399,509
1909								

(No Returns prior to 1877.)

SESSIONAL PAPER No. 10c

PROGRESS OF CANADA—Continued.

INSURANCE—Concluded.

LIFE INSURANCE.

Amount in Force.				Premiums Received.				Calendar years.
Totals.	With Canadian Companies.	With British Companies.	With American Companies.	Totals.	By Canadian Companies.	By British Companies.	By American Companies.	
\$	\$	\$	\$	\$	\$	\$	\$	
35,680,082	5,476,358	16,318,475	13,885,249	1,238,359	164,910	515,741	557,708	1868
42,696,712	6,404,437	17,393,922	18,898,353	1,464,347	203,922	531,250	729,175	1869
45,826,035	8,711,111	18,405,425	18,709,499	1,852,974	291,897	570,449	990,628	1871
67,233,684	13,069,811	19,258,166	34,905,707	2,265,522	417,628	596,982	1,250,912	1872
77,500,896	15,777,195	18,862,151	42,861,508	2,597,658	511,235	594,108	1,492,315	1873
85,716,325	19,634,319	19,863,867	46,218,139	2,844,410	638,854	629,808	1,575,748	1874
85,009,264	21,957,296	19,455,607	43,596,361	2,882,387	707,256	623,296	1,551,835	1875
84,250,918	24,649,284	18,873,173	40,728,461	2,803,310	768,543	597,155	1,437,612	1876
85,687,903	26,870,224	19,349,204	39,468,475	2,647,407	770,319	577,364	1,299,724	1877
84,751,937	28,656,556	20,078,533	36,016,848	2,610,677	827,098	586,044	1,197,535	1878
86,273,702	33,246,543	19,410,829	33,616,330	2,606,757	919,345	565,875	1,121,537	1879
91,272,126	37,838,518	19,789,863	33,643,745	2,721,128	1,039,341	579,729	1,102,058	1880
103,290,932	46,041,591	20,983,092	36,266,249	3,094,689	1,291,026	613,595	1,190,068	1881
115,042,048	53,855,051	22,329,368	38,857,629	3,544,605	1,562,085	674,362	1,308,158	1882
124,196,875	59,213,609	23,511,712	41,471,554	3,774,749	1,652,543	707,468	1,414,738	1883
135,453,726	66,519,958	24,317,172	44,616,596	4,132,318	1,869,100	744,227	1,518,991	1884
149,962,146	74,591,139	25,930,272	49,440,735	4,619,978	2,092,986	803,980	1,723,012	1885
171,315,696	88,181,859	27,225,607	55,908,230	5,195,720	2,379,238	827,848	1,988,634	1886
191,694,270	101,796,754	28,163,329	61,734,187	6,001,405	2,825,119	890,332	2,285,954	1887
211,761,583	114,034,279	30,003,210	67,724,094	6,561,848	3,166,883	928,667	2,466,298	1888
231,963,702	125,125,692	30,488,628	76,348,392	8,224,845	4,459,595	979,847	2,785,403	1889
248,424,567	135,218,990	31,613,730	81,591,847	8,004,151	3,921,137	1,022,362	3,060,652	1890
261,475,229	143,368,817	32,407,937	85,698,475	8,417,702	4,258,926	1,030,479	3,128,297	1891
279,110,265	154,709,077	33,692,706	90,708,482	9,070,354	4,729,940	1,088,816	3,251,598	1892
295,622,722	167,475,872	33,543,884	94,602,966	9,632,779	5,156,008	1,073,541	3,403,230	1893
308,161,436	177,511,846	33,911,885	96,737,705	9,909,275	5,435,031	1,079,330	3,394,914	1894
319,257,581	188,326,057	34,341,172	96,590,352	10,292,354	5,702,783	1,137,366	3,452,205	1895
327,800,499	195,303,042	34,837,448	97,660,009	10,602,666	6,075,454	1,137,607	3,389,605	1896
344,012,277	208,655,459	35,293,134	100,063,684	11,215,818	6,598,012	1,174,732	3,443,074	1897
368,523,985	226,209,636	36,606,195	105,708,154	11,994,164	7,107,073	1,210,601	3,676,490	1898
404,170,673	252,201,516	38,025,948	113,943,209	13,038,707	7,805,174	1,276,229	3,957,304	1899
431,069,846	267,151,086	39,485,344	124,433,416	15,006,941	9,373,405	1,372,355	4,261,181	1900
463,769,034	284,684,621	40,216,156	138,868,227	15,189,854	9,133,890	1,346,666	4,709,298	1901
508,812,305	308,202,596	41,556,245	159,053,464	17,077,560	10,048,204	1,415,273	5,614,083	1902
548,443,000	335,638,940	42,127,260	170,676,800	18,240,265	10,882,650	1,435,318	5,922,297	1904
587,880,790	364,640,166	42,608,738	180,631,886	19,969,324	11,959,190	1,473,514	6,586,710	1903
630,334,240	397,946,902	43,809,211	188,578,127	22,080,717	13,947,827	1,500,232	6,632,658	1905
663,217,116	426,870,465	46,393,020	189,953,631	22,364,456	14,093,056	1,583,861	6,657,539	1906
685,523,485	450,573,724	46,462,314	188,487,447	23,143,872	14,963,714	1,567,951	6,612,207	1907
719,516,014	480,266,931	46,161,957	193,087,126	24,697,939	16,081,504	1,546,941	7,069,494	1908
								1909

SESSIONAL PAPER No. 10c

PROGRESS OF CANADA—Continued.

POST OFFICE STATISTICS.

MONEY ORDERS ISSUED.								Letters sent.	Post Cards sent.	Revenue.	Expenditure.	Fiscal years.
Post Offices.	Orders Issued in Canada.	Value of Orders Issued in Canada.	Value of Orders Payable in Canada.	No.	No.	§	§					
No.	No.	§	§	No.	No.	§	§					
3,638	90,163	3,352,881	2,959,763	18,100,000		1,024,702	1,053,570					1868
3,756	96,627	3,563,645	3,193,306	21,920,000		973,056	1,079,828					1869
3,820	110,021	3,910,250	3,489,610	24,500,000		1,010,767	1,155,261					1870
3,943	120,521	4,546,434	4,067,735	27,050,000		1,079,767	1,271,006					1871
4,135	136,422	5,154,120	4,573,020	30,600,000		1,193,062	1,369,163					1872
4,518	161,096	6,239,505	5,569,298	34,579,000		1,406,984	1,553,604					1873
4,706	179,851	6,757,427	6,090,173	39,358,000		1,476,208	1,695,480					1874
4,892	181,091	6,711,539	6,132,095	42,000,000		1,536,510	1,873,241					1875
5,015	238,668	6,866,618	6,167,813	41,800,000	4,646,000	1,484,886	1,959,758					1876
5,161	253,962	6,856,821	6,164,826	41,510,000	5,450,000	1,501,135	2,075,618					1877
5,378	269,417	7,130,896	6,412,577	44,000,000	6,455,000	1,620,022	2,110,365					1878
5,606	281,725	6,788,723	6,086,521	43,900,000	6,940,000	1,534,363	2,167,266					1879
5,773	306,088	7,207,337	6,385,211	45,800,000	7,800,000	1,648,017	2,286,611					1880
5,935	338,238	7,252,212	6,679,547	48,170,000	9,640,000	1,800,711	2,333,189					1881
6,171	372,248	8,354,154	7,018,526	56,200,000	11,300,000	2,022,098	2,459,356					1782
6,395	419,613	9,490,899	7,634,735	62,800,000	12,940,000	2,264,385	2,687,394					1883
6,837	463,502	10,067,835	7,971,920	66,100,000	13,580,000	2,330,741	2,931,387					1884
7,084	499,243	10,384,211	8,254,003	68,400,000	13,800,000	2,400,062	3,097,882					1885
7,295	520,458	10,231,189	8,146,096	71,000,000	15,109,000	2,469,380	3,380,429					1886
7,534	574,899	10,328,985	8,093,887	74,300,000	16,356,000	2,603,256	3,458,100					1887
7,671	630,968	10,916,618	8,520,776	80,200,000	16,586,000	2,966,398	3,533,397					1888
7,838	673,813	11,265,920	8,692,419	92,668,000	19,355,000	2,984,223	3,746,940					1889
7,913	780,503	11,997,861	9,359,434	94,100,000	19,480,000	3,221,615	3,940,696					1890
8,061	855,619	12,478,178	9,854,052	97,975,000	20,300,000	3,374,888	4,020,740					1891
8,288	919,996	12,825,701	10,210,099	102,850,000	20,815,000	3,542,611	4,203,985					1892
8,477	967,866	12,902,976	10,404,857	106,290,000	22,790,000	3,696,062	4,343,758					1893
8,664	1,042,410	13,245,990	10,487,280	107,145,000	23,695,000	3,734,419	4,442,339					1894
8,832	1,092,052	13,187,322	10,736,648	107,565,000	24,025,000	3,815,456	4,616,313					1895
9,103	1,131,152	13,081,861	10,726,661	116,028,000	24,794,000	4,005,891	4,705,282					1896
9,191	1,162,209	12,987,231	10,680,835	123,830,000	26,140,000	4,311,243	4,897,783					1897
9,282	1,164,857	14,518,480	12,082,658	134,975,000	28,153,000	4,686,650	4,734,252					1898
9,420	1,061,373	14,467,997	12,001,224	150,375,000	27,450,000	4,336,279	4,793,699					1899
9,627	1,074,922	16,209,069	13,148,520	178,292,000	27,130,000	4,366,611	4,919,853					1900
9,834	1,151,024	17,956,258	14,324,289	191,650,000	26,842,000	4,641,608	5,153,622					1901
9,954	1,446,129	23,549,402	18,423,035	213,628,000	26,343,000	5,158,408	5,240,784					1902
10,150	1,668,705	26,868,202	20,761,078	235,791,000	26,646,000	5,683,162	5,390,508					1903
10,460	1,869,233	29,652,811	21,706,474	259,190,000	27,178,000	6,306,420	6,001,636					1094
10,879	1,924,130	32,349,476	23,410,485	285,541,000	29,941,000	6,786,089	6,295,245					1905
11,141	2,178,549	37,355,673	26,133,565	323,644,000	33,674,000	7,708,142	6,696,377					1906
11,377	1,845,278	32,160,098	21,958,855	273,071,000	28,270,000	6,535,093	5,452,792					*1907
11,823	2,990,691	49,974,007	31,836,629	396,011,000	40,664,000	9,483,166	8,381,340					1908
12,479	3,596,299	52,627,770	36,577,552	414,301,000	42,179,000	9,927,914	9,118,676					1909

*9 months.

STATISTICAL RECORD OF THE

SHIPPING.

Fiscal year.	SEA-GOING.				VESSELS, EXCEPT FERRIES, EMPLOYED ON INLAND WATERS.				VESSELS EMPLOYED	
	Arrived.		Departed.		Arrived.		Departed.		Arrived.	
	Vessels.	Tons.	Vessels.	Tons.	Vessels.	Tons.	Vessels.	Tons.	Vessels.	Tons.
1868	8,038	2,104,009	7,978	2,215,312	20,855	4,399,850	19,259	4,263,654		
1869	9,654	2,459,083	9,597	2,537,482	16,988	2,774,836	17,061	2,689,643		
1870	9,567	2,608,519	8,948	2,476,354	17,866	3,187,596	18,804	3,143,391		
1871	10,353	2,521,573	9,575	2,594,460	21,197	4,055,198	20,512	3,954,797		
1872	10,358	2,989,793	9,898	2,956,911	17,436	3,582,148	16,233	3,279,308		
1873	11,089	3,032,746	10,508	3,052,789	18,960	2,994,434	17,492	2,669,028		
1874	9,282	3,077,987	8,471	2,973,374	16,546	2,805,789	15,466	2,542,707		
1875	7,881	2,521,134	7,724	2,808,074	14,076	2,176,529	13,131	2,021,718		
1876	8,414	2,972,459	8,349	2,938,305	13,908	2,108,364	12,676	1,822,071	31,302	5,167,528
1877	8,808	3,295,987	8,952	3,348,835	15,267	2,363,244	13,686	2,083,178	32,048	4,472,628
1878	8,836	3,341,465	8,680	3,342,919	15,844	2,814,816	14,667	2,555,690	30,814	5,475,733
1879	8,576	3,049,521	8,425	3,039,029	16,268	2,889,510	14,572	2,668,752	30,850	6,118,702
1880	9,307	3,487,735	9,063	3,298,979	17,441	3,707,885	17,065	3,083,246	36,126	7,162,257
1881	10,444	4,032,946	10,320	4,071,391	16,804	2,934,503	15,985	2,763,592	37,429	7,664,863
1882	10,638	3,933,152	10,500	4,003,410	17,450	2,650,855	17,032	2,792,485	37,996	7,515,476
1883	10,781	4,004,357	10,727	3,968,420	17,012	2,987,557	16,310	2,810,401	38,244	8,056,736
1884	11,160	4,250,665	11,183	4,233,636	16,768	3,084,924	16,045	2,789,801	40,300	8,114,637
1885	10,639	3,800,664	10,553	3,843,951	14,842	3,403,823	15,117	3,036,274	41,879	8,314,898
1886	10,603	4,026,415	10,768	4,018,156	15,284	3,022,069	15,673	2,902,592	44,850	8,538,502
1887	13,203	4,236,765	12,947	4,125,671	15,854	2,909,147	15,931	2,819,415	48,733	9,138,456
1888	15,675	4,623,506	15,132	4,574,297	16,595	3,039,985	16,901	2,979,520	50,929	9,789,806
1889	14,155	4,611,392	14,389	4,685,209	18,406	3,365,103	18,107	3,392,517	52,927	10,219,856
1890	15,722	5,215,476	15,402	5,112,809	20,608	4,067,921	20,693	4,049,894	60,550	11,690,636
1891	15,548	5,273,935	15,773	5,421,261	19,000	4,098,434	19,008	4,009,018	64,178	12,833,774
1892	15,672	5,475,999	15,289	5,276,975	17,058	4,081,605	17,324	3,857,866	62,006	12,935,782
1893	13,691	5,371,618	13,856	5,236,993	17,952	4,136,484	17,682	3,794,439	60,524	12,794,532
1894	14,297	5,775,810	14,043	5,504,720	18,306	4,864,029	19,360	4,208,516	60,421	13,876,293
1895	14,158	5,575,657	13,718	5,401,172	16,539	4,222,713	15,874	3,901,421	60,308	13,234,015
1896	15,291	5,895,360	14,511	5,563,464	18,135	5,323,260	17,047	5,088,389	63,215	14,049,916
1897	13,701	6,091,433	13,393	5,919,547	16,694	4,716,845	16,601	6,646,108	63,989	14,439,736
1898	14,190	6,365,802	13,597	6,219,683	18,777	5,951,705	17,483	6,208,926	73,211	15,471,070
1899	13,909	6,733,151	13,212	6,503,903	20,163	5,986,132	19,533	6,196,924	71,377	15,929,325
1900	14,607	7,262,721	13,939	6,912,400	21,699	6,438,924	21,195	6,300,505	73,503	17,245,694
1901	13,752	7,514,732	12,953	7,028,330	20,814	5,720,575	20,313	5,766,171	71,804	17,927,959
1902	15,339	7,603,034	14,967	7,128,454	23,585	7,595,741	23,822	7,698,175	81,243	21,245,649
1903	14,278	8,050,516	14,054	7,790,659	30,819	9,107,386	30,575	8,706,482	83,251	23,285,070
1904	14,985	8,143,856	15,059	7,682,849	21,110	8,122,839	20,516	7,252,661	79,331	23,412,880
1905	13,926	7,993,770	13,871	7,594,685	20,760	7,970,290	21,433	8,719,075	77,290	22,655,604
1906	15,282	8,895,353	14,534	7,948,076	22,646	9,352,653	22,525	8,536,090	78,584	23,543,604
*1907	10,674	7,121,468	9,801	6,783,406	20,060	8,603,411	19,870	8,087,606	54,457	16,415,831
1908	15,087	10,189,275	14,717	9,301,996	22,322	9,712,052	23,486	10,371,708	81,012	20,734,746
1909	15,140	10,264,187	15,042	9,501,689	21,774	10,626,876	21,763	10,308,851	81,705	27,645,922

No returns given
played in coast
1876.

* 9 months.

SESSIONAL PAPER No. 10c

PROGRESS OF CANADA—Continued.

SHIPPING—Continued.

IN COASTING TRADE.		RECAPITULATION—TOTAL VESSELS ARRIVED AND DEPARTED.						Fiscal Year.
Departed.		Arrived.		Departed.		Totals.		
Vessels.	Tons.	Vessels.	Tons.	Vessels.	Tons.	Vessels.	Tons.	
		28,893	6,503,859	27,237	6,478,966	56,130	12,982,825	1868
		26,642	5,233,919	26,658	5,227,125	53,300	10,461,044	1869
		27,433	5,796,115	27,752	5,619,745	55,185	11,415,860	1870
		31,550	6,576,771	30,087	6,549,257	61,637	13,126,028	1871
		27,794	6,571,941	26,131	6,236,219	53,925	12,808,160	1872
		30,049	6,027,180	28,000	5,721,817	58,049	11,748,997	1873
		25,828	5,883,776	23,937	5,516,081	49,765	11,399,857	1874
		21,957	4,697,663	20,855	4,829,792	42,812	9,527,455	1875
		53,624	10,248,351	51,298	9,963,787	104,922	20,212,138	1876
		56,123	10,131,859	53,414	9,928,247	109,537	20,060,106	1877
		55,494	11,632,014	53,379	11,470,537	108,873	23,102,551	1878
		55,694	12,057,733	52,660	11,655,762	108,354	23,713,495	1879
		62,874	14,357,877	60,495	13,272,981	123,369	27,630,858	1880
		64,677	14,632,312	62,613	14,286,886	127,290	28,919,198	1881
		66,084	14,099,463	65,302	14,071,483	131,386	28,170,946	1882
		66,037	15,048,650	63,953	14,405,651	129,990	29,454,301	1883
		68,228	15,450,226	66,298	14,382,507	134,526	29,832,733	1884
		67,360	15,519,385	65,939	14,509,749	133,299	30,029,134	1885
		70,737	15,586,986	70,651	14,750,520	141,388	30,337,506	1886
		77,790	16,284,368	76,332	15,320,307	154,122	31,604,675	1887
		83,199	17,453,297	81,220	16,553,290	164,419	34,006,587	1888
		85,488	18,196,351	83,616	17,692,447	169,104	35,888,798	1889
		96,880	20,974,033	94,674	20,269,182	191,554	41,243,215	1890
		98,726	22,208,143	96,167	21,580,635	194,893	43,788,778	1891
		95,336	22,493,386	92,443	21,308,988	187,779	43,802,374	1892
		92,167	22,302,634	89,277	20,816,023	181,444	43,118,657	1893
		93,024	24,516,132	91,851	22,397,917	184,875	46,914,049	1894
		91,005	23,032,385	87,813	21,542,012	178,818	44,574,397	1895
		96,641	25,268,536	93,360	24,033,690	190,001	49,302,226	1896
		94,384	25,248,014	90,129	25,393,898	184,513	50,641,912	1897
		106,178	27,788,577	100,714	26,591,489	206,892	54,380,066	1898
		105,449	28,648,608	100,737	27,325,933	206,186	55,974,541	1899
		109,809	30,947,339	104,860	29,598,486	214,669	60,545,825	1900
		106,370	31,163,266	102,368	29,311,338	208,738	60,474,604	1901
		120,167	36,444,424	116,003	34,281,887	236,170	70,726,311	1902
		123,348	40,442,972	124,142	38,202,429	252,490	78,645,401	1903
		115,426	39,679,575	110,994	37,027,752	226,420	76,707,327	1904
		111,976	38,619,664	108,727	38,035,417	220,703	76,655,081	1905
		116,512	41,791,610	112,550	39,264,624	229,062	81,056,234	1906
		83,191	32,140,710	85,209	30,146,601	170,400	62,287,311	1907*
		118,421	46,636,073	112,428	43,468,793	230,849	90,104,866	1908
		118,619	48,536,085	112,205	44,835,716	230,824	93,371,801	1909

showing vessels em-
ing trade prior to

STATISTICAL RECORD OF THE

Fiscal years.	TRADE AND							
	IMPORTS.				EXPORTS.			
	Merchandise.		Coin and Bullion.	Totals.	Merchandise.		Coin and Bullion.	Totals.
	Dutiable.	Free.			Home Produce.	Foreign Produce.		
£	£	£	£	£	£	£	£	
1868	45,250,395	23,314,102	4,895,147	73,459,644	48,504,899	4,196,821	4,866,168	57,567,888
1869	44,081,563	22,086,373	4,247,229	70,415,165	52,400,772	3,855,801	4,218,208	60,474,781
1870	48,665,547	21,813,263	4,335,529	74,814,339	59,043,590	6,527,622	8,002,278	73,573,490
1871	70,295,223	23,064,654	2,733,094	96,092,971	57,630,024	9,853,244	6,690,350	74,173,618
1872	72,157,423	36,519,355	2,753,749	111,430,527	65,831,083	12,798,182	4,010,398	82,639,663
1873	74,217,954	50,787,862	3,005,465	128,011,281	76,538,025	9,405,910	3,845,987	89,789,922
1874	77,070,460	46,919,840	4,223,282	128,213,582	76,741,997	10,614,096	1,995,835	89,351,928
1875	81,504,477	39,355,717	2,210,089	123,070,283	69,709,823	7,137,319	1,039,837	77,886,979
1876	58,794,777	32,195,458	2,220,111	93,210,346	72,491,437	7,234,961	1,240,037	80,966,435
1877	63,986,376	33,167,497	2,174,089	99,327,962	68,030,546	7,111,108	733,739	75,875,393
1878	61,700,190	30,577,871	803,726	93,081,787	67,989,800	11,164,878	168,989	79,323,667
1879	57,052,042	23,273,296	1,639,089	81,964,427	62,431,025	8,355,644	704,586	71,491,255
1880	68,895,483	15,712,457	1,881,807	86,489,747	72,899,697	13,240,006	1,771,755	87,911,458
1881	85,516,908	18,690,657	1,123,275	105,330,840	83,944,701	13,375,117	971,005	98,290,823
1882	93,339,930	24,575,827	1,503,743	119,419,500	94,137,657	7,628,453	371,093	102,137,203
1883	100,827,816	30,150,683	1,275,523	132,254,022	87,702,431	9,751,773	631,600	98,085,804
1884	88,349,492	25,839,885	2,207,666	116,397,043	79,833,098	9,389,106	2,184,292	91,406,496
1885	79,614,108	26,373,134	2,954,244	108,941,486	79,131,735	8,079,646	2,026,980	89,238,361
1886	75,536,758	25,277,246	3,610,557	104,424,561	77,756,704	7,438,079	56,531	85,251,314
1887	85,479,400	26,880,618	532,218	112,892,236	80,960,909	8,549,333	5,589	89,515,811
1888	77,784,037	30,935,121	2,175,472	110,894,630	81,382,072	8,803,394	17,534	90,203,000
1889	80,059,966	34,589,714	575,251	115,224,931	80,272,456	6,938,455	1,978,256	89,189,167
1890	86,258,633	34,516,597	1,083,011	121,858,241	85,257,586	9,051,781	2,439,782	96,749,149
1891	81,286,372	36,870,096	1,811,170	119,967,638	88,671,738	8,798,631	946,927	98,417,296
1892	81,190,844	44,396,694	1,818,530	127,406,068	99,032,466	13,121,791	1,809,118	113,963,375
1893	77,378,091	45,161,977	6,534,206	129,074,268	105,488,798	8,941,856	4,133,698	118,564,352
1894	73,341,506	46,110,362	4,023,072	123,474,940	103,851,764	11,833,805	1,839,380	117,524,949
1895	64,064,587	42,140,475	4,576,620	110,781,682	102,828,441	6,485,043	4,325,319	113,638,803
1896	74,259,940	38,525,249	5,226,319	118,011,508	109,707,805	6,606,738	4,699,309	121,013,852
1897	74,108,599	40,433,825	4,676,194	119,218,609	123,632,540	10,825,163	3,492,550	137,950,253
1898	84,141,104	51,791,105	4,390,844	140,323,053	144,548,662	14,980,883	4,623,138	164,152,683
1899	98,349,633	59,709,541	4,705,134	162,764,308	137,360,792	17,520,088	4,016,025	158,896,905
1900	112,943,896	68,381,179	8,297,438	189,622,513	168,972,301	14,265,254	8,657,168	191,894,723
1901	115,574,658	71,303,573	3,537,294	190,415,525	177,431,386	17,077,757	1,978,489	196,487,632
1902	127,955,281	78,003,472	6,311,405	212,270,158	196,019,763	13,951,101	1,669,422	211,640,286
1903	143,839,632	88,398,532	8,976,797	241,214,961	214,401,674	10,823,087	619,963	225,849,724
1904	156,108,453	95,229,037	7,874,313	259,211,803	198,414,439	12,641,239	2,465,557	213,521,235
1905	157,164,975	99,361,007	10,308,435	266,834,417	190,854,946	10,617,115	1,844,811	203,316,872
1906	176,790,332	110,417,080	7,078,603	294,286,015	235,483,956	11,173,846	9,928,828	256,536,630
*1907	154,856,659	97,412,340	7,517,008	259,786,007	180,545,306	11,541,927	13,189,964	205,277,197
1908	230,917,914	133,319,950	6,548,661	370,786,525	246,960,968	16,407,984	16,637,654	280,006,606
1909	185,329,094	114,439,072	9,988,442	309,756,608	242,603,584	17,318,782	1,589,793	261,512,159

* 9 months.

SESSIONAL PAPER No. 10c

PROGRESS OF CANADA—Continued.

COMMERCE.

Duty Collected.	Totals, Imports and Exports.	IMPORTS ENTERED FOR CONSUMPTION.					Totals, Customs Duties Collected.	Fiscal years.
		Merchandise.		Coin and Bullion.	Totals.	Duty Collected.		
		Dutiable.	Free.					
\$	\$	\$	\$	\$	\$	\$		
17,986	131,027,532	43,655,696	23,434,463	4,895,147	71,985,306	8,801,446	8,819,432	1868
14,403	130,889,946	41,069,342	22,035,599	4,247,229	67,402,170	8,284,507	8,298,910	1869
37,912	148,387,829	45,127,422	21,774,652	4,335,529	71,237,603	9,425,028	9,462,940	1870
36,066	170,266,589	60,094,362	24,120,026	2,733,094	86,947,482	11,807,590	11,843,656	1871
24,809	194,070,190	68,276,157	36,679,210	2,753,749	107,709,116	13,020,684	13,045,494	1872
20,152	217,801,203	71,198,176	53,310,953	3,005,465	127,514,594	12,997,578	13,017,730	1873
14,565	217,565,510	76,232,530	46,948,357	4,223,282	127,404,169	14,407,318	14,421,883	1874
7,243	200,957,262	78,138,511	39,270,057	2,210,089	119,618,657	15,354,139	15,361,382	1875
4,500	174,176,781	60,238,297	32,274,810	2,220,111	94,733,218	12,828,614	12,833,114	1876
4,103	175,203,355	60,916,770	33,209,624	2,174,089	96,300,483	12,544,348	12,548,451	1877
4,161	172,405,454	59,773,039	30,622,812	803,726	91,199,577	12,791,532	12,795,693	1878
4,272	153,455,682	55,426,836	23,275,683	1,639,089	80,341,608	12,935,269	12,939,541	1879
8,896	174,401,205	54,182,967	15,717,575	1,881,807	71,782,349	14,129,953	14,138,849	1880
8,141	203,621,663	71,620,725	18,867,604	1,123,275	91,611,604	18,492,645	18,500,786	1881
8,810	221,556,793	85,757,433	25,387,751	1,503,743	112,648,927	21,706,028	21,708,397	1882
9,756	230,339,826	91,588,339	30,622,812	1,273,523	123,137,019	23,162,553	23,172,807	1883
8,515	207,803,539	80,010,498	25,962,480	2,207,666	108,186,644	20,156,448	20,164,963	1884
12,305	198,179,847	73,269,618	26,486,157	2,954,244	102,710,019	19,121,254	19,133,559	1885
20,726	189,675,875	70,658,819	25,333,318	3,610,557	99,602,694	19,427,398	19,448,124	1886
31,397	202,408,407	78,120,679	26,986,531	532,218	105,639,428	22,438,309	22,469,706	1887
21,772	201,097,630	69,645,824	31,025,804	2,175,472	102,847,100	22,187,869	22,209,642	1888
42,207	204,414,098	74,475,139	34,623,057	573,251	109,673,447	23,742,317	23,784,523	1889
93,674	218,607,390	77,106,286	34,576,287	1,083,011	112,765,584	23,921,234	24,014,908	1890
64,803	218,384,934	74,536,086	36,997,918	1,811,170	113,345,124	23,416,266	23,481,069	1891
108	241,369,443	69,160,737	45,999,676	1,818,530	116,978,943	20,550,474	20,550,582	1892
.....	247,638,620	69,873,571	45,297,259	6,534,200	121,705,030	21,161,711	21,161,711	1893
.....	240,999,889	62,779,182	46,291,729	4,023,072	113,093,983	19,379,822	19,379,822	1894
.....	224,420,485	58,557,655	42,118,236	4,576,620	105,252,511	17,887,269	17,887,269	1895
.....	239,025,360	67,239,759	38,121,402	5,223,319	110,587,480	20,219,037	20,219,037	1896
.....	257,168,862	66,220,765	40,397,062	4,676,194	111,294,021	19,891,997	19,891,997	1897
.....	304,475,736	74,625,088	51,682,074	4,390,844	130,698,006	22,157,788	22,157,788	1898
.....	321,661,213	89,433,172	59,913,287	4,705,134	154,051,593	25,734,229	25,734,229	1899
.....	381,517,236	104,346,795	68,160,083	8,297,438	180,804,316	28,889,110	28,889,110	1900
.....	386,903,157	105,969,756	71,730,938	3,537,294	181,237,988	29,106,980	29,106,980	1901
.....	423,910,444	118,657,496	77,822,694	6,311,405	202,791,595	32,425,532	32,425,532	1902
.....	467,064,685	136,796,065	88,017,654	8,976,797	223,790,516	37,110,355	37,110,355	1303
.....	472,733,038	148,909,576	94,680,443	7,874,313	251,464,332	40,954,349	40,954,349	1904
.....	470,151,289	150,928,787	100,688,332	10,308,435	261,925,554	42,024,340	42,024,340	1905
.....	550,872,645	173,046,109	110,236,095	7,078,603	290,360,807	46,671,101	46,671,101	1906
.....	465,063,204	152,065,259	97,672,345	7,517,008	257,254,882	40,290,172	40,290,172	1907*
.....	650,793,131	218,160,047	133,719,908	6,548,661	358,428,616	58,331,075	58,331,075	1908
.....	571,268,767	175,014,160	113,203,355	9,988,442	298,205,957	48,059,792	48,059,792	1909

9-10 EDWARD VII., A. 1910

STATISTICAL RECORD OF THE

TRADE AND								
EXPORTS BY GROUPS								
Fiscal years.	The Mine.		The Fisheries.		The Forest.		Animal Produce.	
	Home Produce.	Foreign Produce.	Home Produce.	Foreign Produce.	Home Produce.	Foreign Produce.	Home Produce.	Foreign Produce.
	\$	\$	\$	\$	\$	\$	\$	\$
1868	1,276,129	*	3,357,510	*	18,742,625	*	6,893,167	*
1869	1,941,485	*	3,242,710	*	20,423,882	*	8,769,407	*
1870	2,192,541	*	3,608,549	*	21,533,300	*	12,138,161	*
1871	2,841,124	*	3,994,275	*	23,063,223	*	12,608,506	*
1872	4,779,594	*	4,386,214	*	24,459,877	*	12,706,967	*
1873	5,853,860	*	4,779,277	*	29,298,917	*	14,243,017	*
1874	3,760,835	*	5,292,368	*	27,237,779	*	14,679,169	*
1875	3,643,398	*	5,380,527	*	25,070,410	*	12,700,507	*
1876	3,731,827	55,975	5,500,989	232	20,333,230	209,405	13,614,569	1,030,599
1877	3,644,040	54,918	5,874,360	23,010,249	655,338	14,220,617	1,140,434
1878	2,816,347	53,016	6,853,975	75,391	19,511,575	543,254	14,019,857	557,229
1879	3,082,900	104,822	6,928,871	144,332	13,261,459	535,800	14,100,604	636,789
1880	2,877,351	104,262	6,579,656	73,691	18,854,567	812,186	17,607,577	896,432
1881	2,767,829	148,425	6,867,715	38,169	24,960,012	749,836	21,360,219	1,305,391
1882	3,013,573	127,608	7,682,079	15,529	23,991,055	971,597	20,454,759	951,046
1883	2,970,886	135,944	8,809,118	47,808	25,370,726	1,277,715	20,284,343	881,075
1884	3,247,092	195,399	8,591,654	17,687	25,811,157	1,484,926	22,946,108	1,206,076
1885	3,639,537	196,933	7,960,001	16,312	20,989,708	1,383,597	25,337,104	1,166,890
1886	3,951,147	196,140	6,843,388	25,645	21,034,611	1,830,476	22,065,433	1,012,030
1887	3,805,959	304,649	6,875,810	101,864	20,484,746	1,763,737	24,246,937	825,602
1888	4,110,937	228,551	7,793,183	77,922	21,302,814	1,577,477	24,719,297	901,072
1889	4,419,170	254,033	7,212,298	117,527	23,043,007	1,426,249	23,894,707	799,246
1890	4,855,757	270,374	8,461,906	62,602	26,179,136	1,110,128	25,106,995	1,523,677
1891	5,784,143	193,593	9,715,401	181,132	24,282,015	1,583,853	25,967,741	1,280,525
1892	5,966,471	236,697	9,675,398	268,712	22,281,744	1,351,931	28,594,850	1,468,927
1893	5,329,890	295,636	8,743,050	198,307	26,359,910	1,272,881	31,736,499	1,039,380
1894	5,801,009	254,885	11,102,692	309,589	26,355,448	149,308	31,881,973	1,164,494
1895	6,983,227	231,439	10,692,247	165,009	23,991,166	238,033	34,387,770	1,268,624
1896	8,059,650	342,110	11,077,765	105,933	27,175,686	149,208	36,507,641	896,755
1897	11,298,915	251,172	10,314,323	254,765	31,258,729	173,565	39,245,252	1,123,008
1898	14,463,256	230,798	10,841,661	132,316	26,511,539	531,533	44,301,470	1,834,668
1899	13,368,150	200,435	9,909,662	41,642	28,021,529	92,766	46,743,130	1,281,684
1900	24,580,266	198,073	11,169,083	55,783	29,663,668	290,421	56,148,807	1,147,860
1901	40,367,683	163,631	10,720,352	10,647	30,009,857	266,323	55,495,311	803,971
1902	34,947,574	143,654	14,143,294	43,776	32,119,429	11,484	59,161,209	668,943
1903	31,064,861	170,304	11,800,184	26,462	36,386,015	45,099	69,817,542	649,077
1404	33,626,739	202,123	10,759,029	14,168	33,091,922	276,859	63,812,117	548,323
1905	31,932,329	259,741	11,114,318	30,580	33,235,683	126,370	63,337,458	643,461
1906	35,469,631	236,399	16,025,840	23,554	38,824,170	151,373	66,455,960	730,215
1907†	26,191,955	164,327	10,362,142	34,776	33,476,098	111,376	55,422,499	631,119
1908	39,177,133	383,479	13,867,368	39,199	44,170,470	333,901	55,101,260	812,522
1909	37,257,699	306,169	13,319,664	28,314	39,667,387	225,963	51,349,646	677,064

* Not separately stated prior to 1876. † 9 months.

SESSIONAL PAPER No. 10c

PROGRESS OF CANADA—Continued.

COMMERCE—Continued.

—MERCHANDISE ONLY.

Agricultural Products		Manufactures.		Miscellaneous.		Total Exports.		Fiscal years.
Home Produce.	Foreign Produce.	Home Produce.	Foreign Produce.	Home Produce.	Foreign Produce.	Home Produce.	Foreign Produce.	
\$	\$	\$	\$	\$	\$	\$	\$	
12,871,055	*	2,100,411	*	302,280	*	45,543,177	4,196,821	1868
12,182,702	*	2,412,559	*	350,559	*	49,323,304	3,855,801	1869
13,676,619	*	2,560,370	*	371,652	*	56,081,192	6,527,622	1870
9,853,924	*	2,432,750	*	387,554	*	55,181,356	9,853,244	1871
13,378,891	*	2,716,499	*	515,985	*	62,944,027	12,798,182	1872
14,995,340	*	3,609,903	*	465,292	*	73,245,606	9,405,910	1873
19,590,142	*	2,946,655	*	419,800	*	73,926,748	10,614,096	1874
17,258,358	*	3,028,512	*	409,181	*	67,490,893	7,137,319	1875
21,139,665	5,169,024	5,148,201	619,546	393,368	150,180	69,861,849	7,234,961	1876
14,689,376	4,590,350	4,105,422	576,337	320,816	93,731	65,864,880	7,111,108	1877
18,008,754	9,272,335	4,127,755	588,021	401,871	75,632	65,740,134	11,164,878	1878
19,628,464	6,342,423	2,700,281	528,480	386,999	63,998	60,089,578	8,355,644	1879
22,294,328	9,992,800	3,242,617	1,241,594	640,155	119,041	70,096,191	13,240,006	1880
21,268,327	10,025,800	3,075,095	968,028	622,182	146,468	80,921,379	13,375,117	1881
31,035,712	4,553,986	3,329,598	934,856	535,935	73,831	90,042,711	7,628,453	1882
22,818,519	6,696,514	3,503,220	611,204	528,895	101,513	84,285,707	9,751,773	1883
12,397,843	5,758,217	3,577,535	599,611	560,690	127,190	77,132,079	9,389,106	1884
14,518,293	4,602,073	3,181,501	612,728	557,374	101,113	76,183,518	8,079,646	1885
17,652,779	3,789,038	2,824,137	482,250	604,011	102,450	74,975,506	7,438,079	1886
18,826,235	4,892,913	3,079,972	427,632	644,361	232,936	77,964,020	8,549,333	1887
15,436,360	5,439,075	4,161,282	455,671	773,877	123,626	78,297,750	8,803,394	1888
13,414,111	3,778,038	4,434,949	464,139	783,652	99,223	77,201,804	6,938,455	1889
11,908,030	5,337,545	5,741,184	646,880	82,506	100,575	82,335,514	9,051,781	1890
13,666,858	4,634,294	6,296,249	689,212	45,337	236,022	85,757,744	8,798,631	1891
22,113,284	8,704,122	7,040,988	699,867	71,518	391,535	95,684,253	13,121,791	1892
22,049,490	5,043,705	7,693,959	793,312	93,692	298,635	102,066,490	8,941,856	1893
17,677,649	9,079,697	7,692,755	643,557	75,327	232,275	100,586,853	11,833,805	1894
15,719,128	3,273,375	7,768,875	1,090,727	85,938	217,836	99,528,351	6,485,043	1895
14,033,361	3,890,650	9,365,384	857,493	109,265	364,589	106,378,752	6,606,738	1896
17,982,646	7,711,621	522,014	778,330	63,531	532,702	119,685,410	10,825,163	1897
33,063,285	10,664,494	10,678,316	1,192,535	61,405	394,539	139,920,932	14,980,883	1898
22,952,915	14,448,999	11,706,707	1,117,265	99,169	337,297	132,801,262	17,520,088	1899
27,516,609	10,953,352	14,224,287	1,287,294	208,070	332,471	163,510,790	14,265,254	1900
24,781,486	13,786,566	16,012,208	1,739,142	44,489	307,477	177,431,386	17,077,757	1901
37,152,688	10,389,155	18,462,970	2,372,438	32,599	321,651	196,019,763	13,951,101	1902
44,624,321	6,948,568	20,624,967	2,255,209	83,784	733,368	214,401,674	10,828,087	1903
37,138,875	8,483,110	19,864,049	2,575,870	121,708	540,786	198,414,439	12,641,239	1904
29,994,150	4,146,259	21,191,333	3,451,701	49,675	1,959,003	190,854,946	10,617,115	1905
54,062,337	6,153,398	24,561,112	3,089,166	84,906	789,741	235,483,956	11,173,346	1906
35,856,616	7,274,792	19,087,988	2,407,013	148,008	918,524	180,545,306	11,541,927	1907
66,069,939	9,478,939	28,507,124	4,562,344	67,674	797,543	246,960,968	16,407,984	1908
71,997,207	10,746,719	28,957,050	3,997,139	54,931	1,337,414	242,603,584	17,318,782	1909

STATISTICAL RECORD OF THE

Fiscal years.	TRADE AND							
	TRADE BY							
	United Kingdom.		United States.		Belgium.		France.	
	Imports for Consumption.	Exports.	Imports for Consumption.	Exports.	Imports for Consumption.	Exports.	Imports for Consumption.	Exports.
\$	\$	\$	\$	\$	\$	\$	\$	
1868								
1869								
1870								
1871								
1872								
1873	68,522,776	38,743,848	47,735,678	42,072,526	346,702	17,754	2,023,288	31,907
1874	63,048,594	45,003,882	54,306,001	36,244,311	293,650	240,494	2,302,500	267,212
1875	60,057,751	40,032,902	51,091,780	29,911,983	278,311	59,563	1,941,298	212,767
1876	40,727,453	40,723,477	46,071,791	31,933,459	361,055	13,825	1,840,877	553,935
1877	39,572,239	41,567,469	51,309,479	25,775,245	251,812	66,912	1,410,732	319,330
1878	37,431,180	45,941,539	48,628,190	25,244,898	255,694	49,998	1,385,003	369,391
1879	30,993,048	36,295,718	43,736,125	27,165,501	179,031	40,430	1,532,191	714,875
1880	34,461,224	45,846,062	29,346,948	33,349,909	149,086	688,811	1,115,841	812,829
1881	43,583,808	53,571,570	36,704,112	36,866,225	412,834	258,433	1,631,332	662,711
1882	50,597,341	45,274,461	48,289,052	47,940,711	503,210	142,358	2,097,358	825,573
1883	52,052,465	47,145,217	56,032,333	41,668,723	415,407	195,705	2,316,480	617,730
1884	43,418,015	43,736,227	50,492,826	38,840,540	459,150	287,378	1,769,849	390,955
1885	41,406,777	41,877,705	47,151,201	39,752,734	479,260	72,385	1,935,581	303,309
1886	40,601,199	41,542,629	44,858,039	36,578,769	510,907	6,565	1,975,218	534,363
1887	41,962,233	44,571,846	45,107,066	37,660,199	703,851	223,729	2,073,470	341,531
1888	39,298,721	40,084,984	48,481,848	42,572,065	488,743	17,057	2,244,784	397,773
1889	42,317,389	38,105,126	50,537,440	43,522,404	530,740	64,756	2,228,683	334,210
1890	43,390,241	48,353,694	52,291,973	40,522,810	721,332	41,814	2,615,602	278,552
1891	42,047,526	49,280,858	53,685,657	41,138,695	655,448	72,672	2,312,143	253,734
1892	41,348,435	61,906,549	53,137,572	38,988,027	517,032	56,212	2,402,634	367,539
1893	43,148,413	64,080,493	58,221,976	43,923,010	599,511	669,040	2,832,117	264,047
1894	38,717,267	68,538,856	53,034,100	35,809,940	550,237	708,455	2,536,964	544,986
1895	31,131,737	61,856,990	54,634,521	41,297,676	441,617	251,402	2,585,174	335,282
1896	32,979,742	66,690,288	58,574,024	44,448,410	920,758	98,031	2,810,942	581,540
1897	29,412,188	77,227,502	61,649,041	49,373,472	1,163,632	354,584	2,601,351	690,696
1898	32,500,917	104,998,818	78,705,590	45,705,336	1,230,110	973,944	3,975,351	1,025,262
1899	37,060,123	99,091,855	93,007,166	45,133,521	2,318,723	849,413	3,889,295	1,557,722
1900	44,789,730	107,736,368	109,844,378	68,619,023	3,223,918	1,197,798	4,368,502	1,374,770
1901	43,018,164	105,328,956	116,485,008	72,382,230	3,828,450	2,806,112	5,298,021	1,581,331
1902	49,213,762	117,329,221	120,807,050	71,197,684	1,711,599	2,444,450	6,672,194	1,388,848
1903	58,896,901	131,202,321	137,605,195	71,783,924	2,800,182	2,150,550	6,580,929	1,341,618
1904	61,777,574	117,591,376	150,826,515	72,772,932	3,129,513	1,126,417	6,206,525	1,597,928
1905	60,342,709	101,958,771	162,738,571	77,404,071	1,775,187	1,739,807	7,059,139	1,511,298
1906	69,191,588	133,094,937	175,862,071	97,806,552	2,610,072	1,565,166	7,667,987	2,120,091
*1907	64,581,373	105,135,801	155,943,029	79,021,480	1,695,129	1,857,958	6,699,412	1,509,572
1908	94,959,471	134,484,156	210,652,825	113,520,500	2,389,649	3,377,479	9,901,909	1,806,732
1909	79,682,944	133,745,375	180,026,550	92,604,357	1,901,588	3,927,445	8,197,435	3,176,096

* 9 months.

SESSIONAL PAPER No. 10c

PROGRESS OF CANADA—Continued.

COMMERCE—Continued.

PRINCIPAL COUNTRIES.

Germany.		Newfoundland.		South America.		West Indies.		Fiscal years.
Imports for Consumption.	Exports.	Imports for Consumption.	Exports.	Imports for Consumption.	Exports.	Imports for Consumption.	Exports.	
§	§	§	§	§	§	§	§	
.....	1868
.....	1869
.....	1870
.....	1871
.....	1872
1,699,925	76,553	1,808,997	2,800,555	416,199	1,285,434	2,174,932	3,988,493	1873
956,917	65,511	1,088,468	1,569,079	473,530	1,212,978	2,307,733	3,778,796	1874
748,423	91,019	904,224	1,901,831	278,796	785,797	2,194,404	3,945,506	1875
482,587	125,768	774,586	1,900,891	287,553	688,209	1,616,113	3,675,320	1876
370,594	34,324	641,642	2,112,106	4,971	651,625	1,242,809	3,788,858	1877
399,326	122,254	672,665	2,094,682	15,447	654,357	1,033,849	3,414,147	1878
440,909	112,090	639,406	1,641,417	4,388	741,442	1,252,429	3,500,670	1879
449,791	82,237	581,961	1,510,300	283,481	789,940	2,945,154	3,544,103	1880
934,266	84,932	652,304	1,523,469	637,620	732,111	3,815,147	3,147,369	1881
1,480,004	153,114	493,509	1,974,923	1,373,617	941,162	4,023,384	2,995,572	1882
1,809,154	133,697	703,935	2,187,338	1,464,671	1,489,957	4,369,260	3,125,031	1883
1,975,771	193,575	780,670	1,920,450	1,478,988	1,277,383	3,606,917	3,119,569	1884
2,121,269	264,075	351,105	1,670,968	1,340,836	1,461,206	3,162,774	2,535,283	1885
2,155,523	253,298	384,321	1,754,980	1,100,995	1,010,034	3,144,472	2,121,570	1886
3,235,449	437,536	354,342	1,718,604	1,198,406	1,423,660	1,942,182	2,075,411	1887
3,364,563	198,543	421,599	1,523,827	876,603	1,510,637	3,268,663	2,601,486	1888
3,692,570	143,603	488,161	1,303,335	1,324,588	1,488,999	3,378,634	2,759,455	1889
3,778,993	507,143	469,711	1,185,739	1,003,962	1,551,887	3,089,048	2,719,141	1890
3,804,090	532,142	751,003	1,467,908	719,778	1,063,172	3,238,156	3,122,770	1891
5,583,530	942,698	753,249	1,750,714	877,821	1,027,525	4,092,287	3,546,559	1892
3,825,763	750,461	653,270	2,594,633	772,613	1,326,743	4,244,669	3,145,708	1893
5,841,542	2,046,052	814,562	2,818,592	872,392	1,392,285	3,677,411	3,443,761	1894
4,794,159	626,976	739,850	2,325,196	469,172	1,303,474	4,794,020	3,725,426	1895
5,931,459	757,531	551,412	1,782,309	567,027	1,499,118	1,896,426	2,810,817	1896
6,493,368	1,045,432	452,076	1,692,798	620,250	1,405,359	1,678,870	2,643,360	1897
5,584,014	1,837,448	464,324	2,167,860	1,425,653	1,060,420	1,080,266	2,749,080	1898
7,393,456	2,219,569	527,006	1,808,317	1,175,584	1,456,051	1,354,939	3,043,963	1899
8,383,498	1,715,903	660,678	2,144,070	992,887	1,431,107	1,331,776	2,870,343	1900
7,021,405	2,141,552	625,568	2,260,499	1,048,088	1,519,190	1,801,740	2,905,937	1901
10,823,169	2,692,578	1,117,400	2,381,082	1,659,074	1,781,913	2,173,835	3,298,912	1902
12,282,637	2,097,699	1,197,581	2,516,576	1,989,952	2,542,056	2,379,275	3,642,176	1903
8,175,604	1,819,223	1,076,667	2,898,751	3,157,004	2,456,608	4,813,815	3,583,475	1904
6,695,414	1,146,654	1,054,613	3,473,713	4,035,619	2,880,552	5,638,187	4,401,115	1905
6,987,314	1,872,557	1,758,425	3,213,856	5,869,075	3,623,065	6,591,022	4,575,212	1906
5,474,908	1,066,605	1,463,731	2,244,469	5,229,818	3,584,329	3,406,723	3,527,153	1907
8,163,047	2,374,607	1,777,469	3,408,518	3,088,060	4,467,584	8,300,501	4,543,889	1908
6,050,365	1,476,552	1,628,428	3,552,293	4,783,893	3,478,476	8,092,303	4,534,446	1909

STATISTICAL RECORD OF THE

Fiscal years.	TRADE AND							
	PRINCIPAL IMPORTS							
	Animals, living.	Books, Maps, Pamphlets, Periodicals, &c.	Breadstuffs.	Carriages, Automobiles Bicycles, &c.	Cement.	Coal, Coke, &c.	Cotton and Manufactures of.	
\$	\$	\$	\$	\$	\$	Dutiable.	Free.	
\$	\$	\$	\$	\$	\$	\$	\$	
1868								
1869								
1870								
1871								
1872								
1873								
1874	640,804	1,047,074	15,777,869	131,221	59,528	3,805,353	11,217,659	772,549
1875	803,173	1,150,693	12,699,660	118,184	67,004	3,076,418	10,257,495	690,462
1876	760,387	923,215	11,419,438	86,934	83,423	3,320,360	7,467,041	865,411
1877	765,264	973,758	14,153,806	139,098	83,113	3,661,419	7,893,197	814,373
1878	430,694	990,112	13,740,697	154,857	104,062	3,062,150	7,370,222	841,011
1879	399,696	903,816	9,394,246	129,708	68,215	2,985,601	6,928,283	1,007,029
1880	349,990	877,761	2,065,152	137,378	66,295	2,762,892	7,750,871	1,516,228
1881	545,237	1,071,439	2,781,356	151,438	53,765	4,097,322	10,055,133	1,728,110
1882	798,708	1,363,174	3,442,394	543,280	80,241	4,699,352	10,913,505	2,384,356
1883	1,263,976	1,429,598	3,516,391	1,172,127	117,607	6,391,423	9,861,889	3,013,822
1884	1,212,851	1,396,114	4,869,732	426,556	113,647	7,505,399	7,414,901	2,243,148
1885	1,147,504	1,316,678	4,332,819	311,789	118,272	7,171,260	6,106,887	2,525,949
1886	929,891	1,284,475	2,456,562	393,293	128,350	6,699,829	5,671,466	3,037,632
1887	1,147,481	1,421,348	2,402,209	348,459	158,393	7,642,224	5,348,802	3,113,979
1888	819,356	1,247,240	2,234,671	216,388	190,594	8,883,170	4,108,122	3,301,662
1889	827,494	1,343,223	3,220,067	398,293	197,586	8,602,172	4,157,993	3,951,298
1890	827,470	1,392,541	3,070,004	304,274	328,110	8,310,017	3,970,736	3,858,712
1891	769,846	1,337,898	2,828,832	316,626	313,767	9,501,017	4,039,034	3,948,166
1892	618,276	1,329,109	1,907,482	492,114	287,729	9,975,591	4,002,569	3,800,185
1893	512,790	1,309,546	1,996,568	408,787	327,148	10,525,465	4,568,743	3,699,523
1894	467,270	1,239,505	1,550,723	490,200	284,471	9,896,410	4,609,928	3,070,278
1895	344,123	1,109,556	2,055,441	681,755	251,926	8,873,669	4,218,168	3,677,400
1896	363,989	1,152,863	2,106,943	1,388,954	255,029	9,223,689	4,631,960	3,422,893
1897	397,902	1,198,098	1,895,884	1,590,747	260,812	9,276,534	4,051,361	3,558,175
1898	611,522	1,303,676	8,125,595	1,302,194	366,977	9,419,876	4,710,794	4,362,922
1899	778,017	1,447,121	10,412,460	1,367,725	480,414	10,589,998	5,984,188	3,630,735
1900	841,517	1,562,081	8,360,663	1,405,467	517,640	11,519,061	6,506,569	4,889,202
1901	920,040	1,663,739	8,079,496	1,110,654	649,839	13,885,672	6,927,992	5,373,907
1902	1,439,358	1,661,667	4,287,727	1,421,265	863,616	13,841,362	7,451,759	6,288,613
1903	2,341,680	1,953,832	5,456,136	1,193,298	890,745	16,467,511	8,119,726	6,837,480
1904	2,268,885	2,190,385	7,014,448	1,744,191	1,014,713	20,911,153	8,542,978	6,938,935
1905	1,809,630	2,432,238	8,095,014	1,655,618	1,263,828	21,294,427	8,350,661	6,502,387
1906	2,103,791	2,719,643	7,852,895	2,483,328	995,731	20,499,793	9,568,246	8,791,991
1907	2,143,058	2,309,361	7,052,568	1,586,563	510,096	18,693,350	9,500,337	7,264,494
1908	1,649,574	3,358,961	11,310,276	2,756,548	871,169	31,214,236	16,697,830	6,730,418
1909	1,285,388	3,493,049	7,317,997	2,042,552	481,875	28,526,015	11,620,080	7,114,427

* Nine months.

SESSIONAL PAPER No. 10c

PROGRESS OF CANADA—Continued.

COMMERCE--Continued.

FOR CONSUMPTION.

Drugs, Dyes, Chemicals, Medicines, &c.		Earthenware and Chinaware.	Electric Apparatus.	Fancy Goods.	Fish:	Flax, Hemp, Jute and Manufactures of.		Fiscal years.
Dutiable.	Free.					Dutiable.	Free.	
\$	\$	\$	\$	\$	\$	\$	\$	
								1868
								1869
								1870
								1871
								1872
								1873
								1874
606,689	929,983	611,555		3,337,559	1,515,578	1,302,552	616,999	1874
648,502	833,517	573,474		3,363,374	1,482,959	1,748,509	374,480	1875
607,735	696,337	439,888		2,491,811	1,396,379	1,221,243	219,526	1876
630,561	833,464	421,724		1,770,709	1,242,925	1,355,315	391,716	1877
745,202	743,111	483,813		1,687,521	1,126,259	1,384,835	278,796	1878
752,054	684,428	392,373		1,343,161	1,040,168	1,153,029	206,529	1879
622,131	894,613	322,333			463,931	965,701	1,178,065	1880
777,264	1,027,332	439,029	12,001		703,220	991,131	1,448,147	1881
859,523	1,057,089	616,734	44,947	2,001,237	1,069,462	1,679,002	531,661	1882
945,515	1,315,438	657,886	78,880	2,196,673	1,338,182	1,554,327	708,540	1883
1,106,779	1,263,831	544,586	103,137	1,723,100	1,337,067	1,519,855	571,724	1884
1,136,794	1,270,639	511,853	93,429	1,616,891	959,405	1,392,852	678,600	1885
1,077,263	1,261,418	599,269	68,850	1,441,819	758,611	1,340,079	624,159	1886
1,316,212	1,233,992	750,691	112,278	2,103,509	784,373	1,528,099	714,702	1887
1,227,438	1,269,906	697,082	194,788	1,812,929	865,365	1,366,180	1,272,420	1888
1,179,018	1,332,887	697,949	251,135	1,897,418	889,993	1,493,686	1,528,851	1889
1,227,960	1,339,170	695,206	373,102	1,867,231	920,566	1,417,253	1,057,008	1890
1,280,732	1,463,866	634,967	469,046	1,523,359	1,103,666	1,437,389	1,265,399	1891
1,377,343	1,563,879	748,810	640,628	1,639,092	1,132,314	1,551,093	1,236,941	1892
1,380,185	1,784,455	709,737	690,965	1,726,979	1,013,595	1,621,719	1,563,122	1893
1,140,953	1,619,835	695,514	509,923	1,658,427	1,204,117	1,419,503	838,064	1894
983,269	1,712,773	547,935	380,784	1,487,332	1,069,284	1,339,897	1,023,855	1895
1,092,873	1,856,567	575,493	304,826	1,464,742	854,356	1,526,171	1,217,567	1896
1,125,720	1,792,033	595,822	458,699	1,486,806	736,117	1,297,473	1,049,833	1897
1,298,827	2,339,962	675,874	442,022	1,791,189	791,170	1,412,336	1,193,439	1898
1,528,732	2,349,194	916,677	553,951	1,826,882	883,531	1,754,564	1,534,388	1899
1,583,057	2,461,709	959,526	871,312	1,898,114	1,068,914	1,839,891	1,763,182	1900
1,835,597	3,143,034	1,114,677	919,854	1,936,725	883,857	1,913,070	1,595,448	1901
1,802,279	3,645,246	1,275,092	1,372,916	2,218,708	1,055,025	1,981,871	2,377,968	1902
1,889,712	4,011,698	1,406,610	1,649,001	2,703,134	1,277,513	2,185,442	2,134,009	1903
2,015,024	3,823,973	1,611,356	2,406,912	3,070,759	1,496,541	2,417,240	1,932,394	1904
2,672,244	4,076,064	1,636,214	2,849,979	3,068,788	1,358,429	2,507,593	1,897,531	1905
2,332,368	5,029,811	1,692,359	3,578,288	3,365,892	1,940,511	3,088,257	2,112,369	1906
1,962,291	4,441,375	1,422,880	2,556,738	2,638,020	1,578,436	2,846,548	1,682,523	1907
2,586,545	6,890,897	2,190,784	3,133,761	3,279,469	1,849,711	3,904,646	2,292,817	1908
2,262,870	6,870,232	1,716,887	2,101,492	2,817,818	1,578,676	2,450,204	1,518,452	1909

9-10 EDWARD VII., A. 1910

STATISTICAL RECORD OF THE

TRADE AND								
PRINCIPAL IMPORTS								
Fiscal years.	Fruits.	Furs and Mfrs. of	Glass and Mfrs. of	Gutta-percha, India-rubber and Mfrs. of		Hats, Caps and Bonnets, &c.	Hides and Skins other than Fur.	Leather and Mfrs. of.
				Dutiable.	Free.			
	\$	\$	\$	\$	\$	\$	\$	\$
1868								
1869								
1870								
1871								
1872								
1873								
1874	1,033,230	701,640	1,187,152	195,156	283,951	984,038	1,458,325	1,587,199
1875	1,416,224	783,288	1,092,999	232,339	277,196	1,028,962	1,827,539	1,608,962
1876	1,065,362	452,389	902,208	200,841	82,020	866,651	1,030,002	1,152,274
1877	1,333,939	426,555	781,625	227,329	210,624	934,297	1,151,607	1,340,456
1878	1,266,478	382,587	898,341	244,871	187,234	1,077,682	1,297,300	1,217,212
1879	1,174,620	313,387	659,833	237,111	133,214	956,550	1,202,890	997,453
1880	834,103	454,151	651,107	452,280	206,272	997,475	1,761,084	871,389
1881	1,179,688	867,521	890,849	497,362	320,102	1,246,919	2,212,653	1,108,226
1882	1,473,150	1,123,638	1,186,947	556,182	537,715	1,307,125	2,216,763	1,456,508
1883	2,120,624	1,267,721	1,178,796	675,448	351,058	1,405,363	1,986,294	1,530,563
1884	2,045,872	983,515	1,000,543	703,591	405,923	1,158,304	1,431,848	1,105,552
1885	1,617,091	1,033,149	1,022,817	761,956	420,867	1,118,870	1,788,914	1,185,192
1886	1,613,414	1,047,181	1,145,794	723,406	405,316	1,220,892	1,751,446	1,380,044
1887	1,681,870	1,234,685	1,270,720	807,540	451,582	1,378,557	1,975,453	1,366,021
1888	1,949,314	1,223,865	1,198,199	793,123	617,426	1,362,686	1,635,083	1,248,249
1889	2,248,395	1,261,167	1,197,944	841,013	763,301	1,326,141	1,597,632	1,231,207
1890	2,587,367	1,105,820	1,232,710	925,080	587,347	1,290,932	1,712,012	1,175,122
1891	2,587,498	1,022,470	1,247,692	806,237	801,063	1,359,307	2,022,810	946,398
1892	2,536,705	1,336,157	1,257,858	684,633	731,957	1,303,836	1,837,102	1,091,213
1893	2,367,566	1,520,561	1,219,543	696,690	879,001	1,415,205	2,045,175	1,233,004
1894	2,740,687	1,390,997	1,209,203	519,296	978,689	1,321,359	1,895,232	970,577
1895	2,522,943	1,124,358	1,120,986	410,609	749,463	1,358,206	1,966,620	1,215,626
1896	2,601,000	1,211,624	1,105,577	350,133	1,121,312	1,482,424	1,964,251	1,252,144
1897	2,272,449	901,571	1,139,764	317,975	1,182,490	1,328,834	2,427,030	1,377,545
1898	2,846,440	891,389	1,024,706	403,231	1,732,669	1,559,864	3,501,382	1,650,277
1899	3,092,607	1,563,020	1,343,058	492,129	1,850,955	1,680,760	3,877,991	1,695,111
1900	3,480,156	2,106,632	1,658,694	536,071	2,314,273	1,839,087	4,219,399	1,879,393
1901	3,873,489	2,385,181	1,575,619	609,891	1,986,913	1,927,383	4,120,143	1,728,049
1902	4,481,801	2,970,754	1,938,808	771,426	1,656,275	2,018,023	5,086,052	1,810,261
1903	4,714,632	3,397,730	2,084,451	990,062	1,824,705	2,113,579	5,662,744	1,912,802
1904	4,658,056	3,405,200	1,984,694	994,162	2,514,354	2,486,782	4,916,222	2,204,000
1905	5,158,858	4,164,415	1,948,969	816,787	2,728,543	2,581,357	5,240,717	2,642,437
1906	6,322,490	4,782,697	2,673,013	771,895	2,777,979	2,688,787	6,811,267	3,003,429
1907*	5,763,567	4,021,019	2,114,689	594,671	2,448,012	2,467,761	5,843,511	2,859,395
1908*	8,831,833	4,370,700	2,955,536	898,124	3,329,348	3,003,213	4,908,871	3,750,568
1909	8,509,940	3,669,542	2,258,020	901,575	2,485,073	2,595,060	5,218,108	3,116,322

*9 months.

SESSIONAL PAPER No. 10c

PROGRESS OF CANADA—Continued.

COMMERCE—Continued.

FOR CONSUMPTION—Continued.

Metals and Minerals and Manufactures of.									Fiscal years.
Total Metals and Minerals and Mfrs. of.		Brass and Mfrs. of.	Copper and Mfrs. of.	Iron and Steel and Mfrs. of.		Tin and Mfrs. of.	Oils.		
Dutiable.	Free.			Dutiable.	Free.				
\$	\$	\$	\$	\$	\$	\$	\$		
									1868
									1869
									1870
									1871
									1872
									1873
									1874
12,289,235	9,956,875	82,853	159,204	11,903,866	9,011,245	115,487	890,862		1875
11,236,340	9,187,418	83,388	162,940	10,809,395	8,346,268	80,165	897,614		1876
7,799,075	6,402,117	85,176	116,231	7,439,710	5,631,810	88,510	654,634		1877
8,001,876	4,453,274	115,245	128,350	6,868,392	3,675,520	602,169	793,757		1878
7,415,110	3,309,174	125,319	134,339	6,367,253	2,682,409	504,125	862,722		1879
6,869,402	2,319,845	123,068	157,496	5,749,120	1,872,728	525,786	792,664		1880
8,233,325	3,346,156	224,705	125,191	6,452,653	3,202,667	810,971	861,452		1881
10,337,495	4,516,244	276,958	160,329	7,900,514	4,357,605	1,185,636	1,024,447		1882
14,359,869	5,523,897	362,581	222,219	12,030,605	4,748,813	1,348,629	1,158,831		1883
15,799,341	6,949,043	428,483	267,414	13,879,223	5,557,335	1,274,150	1,482,973		1884
11,969,834	5,098,295	393,544	235,510	10,464,227	3,822,360	1,018,493	1,250,082		1885
9,154,071	4,257,749	377,391	183,485	7,823,070	2,946,237	1,060,882	1,298,091		1886
9,535,318	3,653,728	412,662	226,389	8,128,827	2,292,262	1,117,368	1,338,837		1887
11,517,649	4,250,317	480,631	327,872	9,879,520	2,726,665	1,187,282	1,377,983		1888
10,582,477	3,553,916	548,010	305,781	8,958,773	2,017,965	1,164,273	1,269,018		1889
11,489,327	4,315,264	536,650	405,504	9,831,558	2,564,995	1,243,794	1,315,910		1890
12,561,240	4,841,884	554,545	484,189	10,715,181	2,643,480	1,289,756	1,490,586		1891
12,131,719	5,549,351	663,078	563,522	10,157,290	3,638,282	1,206,918	1,779,234		1892
11,983,713	4,802,145	537,771	437,894	10,139,038	2,214,811	1,594,205	1,540,581		1893
12,233,497	4,860,639	514,171	476,493	10,265,989	2,491,161	1,274,866	1,532,044		1894
10,338,702	4,370,789	467,913	281,801	8,842,241	2,130,200	1,310,389	1,374,324		1895
8,945,689	3,377,741	463,340	258,625	7,569,775	1,367,136	973,398	1,379,176		1896
10,065,540	4,393,519	543,001	294,817	8,667,759	1,507,324	1,237,684	1,619,609		1897
10,152,944	4,621,420	525,486	270,262	8,781,463	1,967,420	1,274,108	1,491,274		1898
14,683,424	6,993,240	622,659	868,360	12,901,474	3,914,381	1,550,851	1,442,195		1899
17,968,925	7,223,503	826,186	798,386	15,878,704	4,280,276	1,372,813	1,612,096		1900
24,811,760	11,744,272	985,895	1,271,659	22,474,769	7,083,647	2,418,455	1,895,505		1901
21,332,026	12,769,027	920,260	1,103,407	19,093,092	8,087,273	2,339,109	2,159,171		1902
26,742,577	14,456,975	1,111,740	1,507,364	24,334,292	8,942,810	2,293,958	2,436,241		1903
33,929,562	17,630,940	1,320,294	1,544,264	31,127,638	11,163,331	2,712,186	3,004,424		1904
35,454,896	16,266,638	1,385,687	1,462,320	32,894,068	9,954,401	2,389,557	3,425,855		1905
34,733,578	19,128,697	1,472,866	2,042,429	31,464,244	10,900,432	2,791,757	3,652,220		1906
42,304,375	17,506,750	1,936,578	3,102,157	38,311,201	6,661,067	3,336,948	3,448,557		1907*
42,066,747	15,824,045	1,969,506	3,066,571	38,248,763	6,087,377	2,719,813	2,797,940		1908
55,846,507	23,768,392	2,362,209	3,363,657	50,436,227	11,616,514	4,059,281	4,067,723		1909
36,482,298	17,957,527	1,661,523	2,469,646	32,371,157	8,346,604	2,985,361	4,681,679		1910

9-10 EDWARD VII., A. 1910
 STATISTICAL RECORD OF THE

TRADE AND

PRINCIPAL IMPORTS

Fiscal years.	Paints and Colours.	Paper and Mtrs. of.	Provisions.	Seeds.	Settlers' Effects.	Silk and Mfrs. of.		Spirits and Wines.
						Dutiable.	Free.	
						£	£	
1868								
1869								
1870								
1871								
1872								
1873								
1874	496,572	779,253	1,917,021	219,982	1,240,618	2,180,801	17,851	2,378,428
1875	736,977	775,133	2,346,408	175,562	1,358,296	2,403,395	30,651	1,622,938
1876	570,697	590,228	1,690,200	135,286	962,623	1,468,643	22,369	1,922,504
1877	683,237	624,633	1,520,992	224,468	886,864	1,286,044	38,107	1,280,126
1878	551,459	614,694	1,258,991	260,078	803,566	1,528,691	52,650	1,242,474
1879	552,857	712,428	792,79£	258,329	724,847	1,621,218	55,827	1,378,584
1880	560,556	805,934	1,076,422	232,274	779,216	1,816,375	84,300	968,756
1881	479,307	990,379	1,530,460	141,360	877,913	2,295,255	124,884	1,221,212
1882	553,988	1,225,339	2,113,449	226,795	1,557,246	2,583,039	184,032	1,508,133
1883	615,920	1,287,800	2,520,968	236,247	1,698,735	2,392,459	194,618	1,699,421
1884	545,648	1,014,994	2,204,851	286,849	1,712,952	1,726,110	134,912	1,480,904
1885	587,034	997,908	2,017,890	262,300	1,550,454	1,851,178	156,235	1,455,044
1886	608,987	1,088,145	1,432,119	398,155	1,336,717	1,909,533	174,408	1,363,174
1887	607,439	1,216,795	1,252,370	417,084	1,469,796	2,278,137	172,382	1,145,811
1888	638,969	1,160,858	1,616,317	436,979	1,669,327	2,139,130	180,443	1,262,460
1889	636,545	1,132,544	2,456,607	699,193	1,797,112	2,204,485	176,374	1,358,105
1890	706,705	1,221,473	2,110,011	483,927	1,810,217	2,155,060	206,324	1,474,379
1891	626,518	1,142,313	1,402,385	428,449	1,778,556	2,047,574	190,354	1,445,898
1892	643,816	1,216,887	1,034,488	603,588	2,024,918	2,034,028	278,066	1,415,316
1893	668,528	1,187,470	747,675	478,221	2,223,269	2,236,272	229,299	1,430,171
1894	630,528	1,015,652	922,352	600,177	3,322,499	1,949,553	219,849	1,367,707
1895	537,457	975,929	674,323	566,248	2,540,681	1,675,151	138,080	1,161,679
1896	670,387	1,006,598	700,826	714,915	2,188,975	1,776,145	200,742	1,223,390
1897	614,435	1,002,941	702,884	612,956	2,233,730	1,486,068	151,486	1,306,722
1898	758,670	1,136,432	1,499,804	568,370	2,828,675	2,000,527	241,884	1,312,246
1899	888,122	1,263,556	1,710,355	1,551,221	2,805,956	2,932,556	279,032	1,564,959
1900	1,027,121	1,408,209	1,906,303	1,924,660	3,065,410	3,185,369	291,153	1,741,711
1901	926,515	1,803,928	2,345,694	1,322,227	3,740,630	3,108,826	277,521	1,921,518
1902	1,150,541	1,946,126	2,257,535	2,399,097	4,580,481	3,430,188	369,043	1,995,938
1903	1,369,134	2,110,364	1,714,168	1,941,606	6,442,724	3,793,114	386,437	2,211,501
1904	1,263,176	2,619,033	1,746,974	1,015,177	6,758,913	3,715,937	389,273	2,458,503
1905	1,498,691	2,963,618	1,553,045	783,557	7,084,659	4,379,401	462,247	2,548,108
1906	1,380,427	3,176,129	3,028,744	2,133,759	9,254,511	4,731,352	473,653	2,762,280
*1907	1,087,829	2,644,510	2,647,249	4,052,212	5,677,378	3,450,373	356,180	2,358,881
1908	1,546,133	4,042,900	3,788,733	1,709,987	10,682,490	4,811,025	480,900	3,446,030
1909	1,156,298	3,651,318	3,983,424	1,292,339	7,721,599	4,275,694	400,600	3,330,583

* 9 months.

SESSIONAL PAPER No. 10c

PROGRESS OF CANADA—Continued.

COMMERCE—Continued.

FOR CONSUMPTION—Concluded.

Sugar, Molasses, &c.	Tea.	Tobacco.	Vegetables.	Wood and Mfrs. of.		Wool and Mfrs. of.		Fiscal years.
				Dutiable.	Free.	Dutiable.	Free.	
%	%	%	%	%	%	%	%	
.....	1868
.....	1869
.....	1870
.....	1871
.....	1872
.....	1873
6,127,628	3,454,838	1,724,020	63,396	977,137	1,435,435	13,323,062	956,557	1874
5,918,665	3,480,707	1,623,380	89,613	952,328	871,968	13,539,480	1,376,165	1875
6,009,793	4,229,769	1,391,758	88,550	802,925	696,360	8,679,759	707,573	1876
6,105,560	3,514,678	1,218,828	71,128	911,669	877,137	8,996,002	896,776	1877
7,126,951	2,597,847	1,044,081	83,867	878,776	914,281	8,617,362	1,106,995	1878
6,509,703	3,011,381	1,136,619	77,798	745,957	594,653	7,063,488	841,315	1879
4,586,471	2,750,460	1,029,791	102,752	568,411	445,729	6,296,699	1,684,761	1880
6,074,150	3,585,973	1,180,635	100,608	971,216	693,552	8,712,024	1,598,877	1881
5,982,659	3,840,477	1,626,436	127,185	1,539,185	1,354,459	10,177,704	1,843,857	1882
6,443,866	3,568,952	1,533,676	181,570	2,275,845	1,506,763	10,112,592	2,054,167	1883
6,632,500	3,182,196	2,125,791	231,329	1,213,570	1,318,658	8,411,492	1,170,844	1884
5,939,881	3,573,330	1,823,665	173,290	977,444	1,174,35	9,057,833	1,342,465	1885
5,307,759	4,229,493	2,017,611	174,423	1,039,860	910,731	9,332,392	1,785,828	1888
5,573,628	3,422,830	1,705,438	201,684	1,143,875	939,158	11,835,243	1,877,466	1887
6,061,185	3,054,706	1,717,039	190,075	1,272,299	939,911	9,842,593	1,331,540	1888
6,902,837	3,006,655	1,546,423	204,466	1,461,430	998,040	10,414,963	1,617,120	1889
6,452,634	3,073,643	1,642,986	269,524	1,574,646	1,217,441	11,017,261	1,750,226	1890
6,366,230	2,981,415	1,974,815	229,794	1,296,400	1,802,455	9,962,846	1,446,655	1891
10,050,563	3,659,940	1,987,534	239,099	1,217,098	1,130,750	10,311,309	1,728,612	1892
7,619,329	2,975,452	2,098,300	220,631	1,168,042	1,146,223	10,946,586	1,686,703	1893
9,440,584	3,039,937	2,034,303	233,440	993,740	1,666,315	9,493,629	1,125,780	1894
8,535,756	3,115,025	1,619,429	210,795	838,276	1,665,229	7,952,932	1,183,325	1895
6,052,512	3,252,133	1,606,074	219,683	932,577	1,969,043	8,670,691	1,263,876	1896
8,560,824	3,310,358	2,335,520	221,081	949,721	2,030,183	7,125,748	930,545	1897
5,665,819	2,721,189	685,015	289,297	952,630	2,543,578	7,985,866	2,019,091	1898
6,795,816	3,511,728	2,170,576	335,186	1,140,836	2,929,698	9,803,293	1,506,027	1899
8,605,650	3,604,027	1,904,799	402,430	1,372,404	3,624,039	9,801,565	1,754,712	1900
9,316,532	3,176,795	2,138,776	441,139	1,427,457	3,509,615	9,944,165	1,413,344	1901
8,862,531	2,940,397	2,413,404	417,407	1,617,155	4,274,209	10,946,856	1,660,499	1902
7,957,904	3,464,739	2,867,564	704,423	1,922,409	5,064,061	13,561,915	1,517,360	1903
8,868,252	4,696,442	3,006,657	694,407	2,425,839	6,967,014	15,159,383	1,635,210	1904
9,916,854	3,670,940	2,979,404	966,131	2,521,681	6,015,007	15,572,911	1,956,504	1905
11,736,112	3,665,781	3,425,422	786,494	2,621,735	6,015,589	17,451,833	1,899,096	1906
7,297,724	3,185,993	3,537,013	155,951	2,159,802	5,822,969	14,850,494	1,263,194	1907*
11,948,629	4,343,601	4,233,648	1,094,460	3,188,161	10,031,548	20,962,753	1,931,795	1908
13,939,897	5,080,278	4,169,310	1,016,248	2,594,135	6,282,035	15,833,267	1,529,083	1909

9-10 EDWARD VII., A. 1910
STATISTICAL RECORD OF THE

Fiscal years.		TRADE AND							
		EXPORTS OF CANA							
		THE MINE.							
		Asbestos.		Coal.		Copper.		Lead.	
Quantity.	Value.	Quantity.	Value.	Quantity.	Value.	Quantity.	Value.		
Tons.	\$	Tons.	\$	Lbs.	\$	Lbs.	\$		
1868			265,335	646,798	11,150,000	394,220	112,060	93	
1869			440,308	763,262	19,810,000	516,639	26,000	17	
1870			286,707	588,799	10,872,000	271,221			
1871			318,287	662,451	6,246,000	129,121	8,000	208	
1872			322,283	733,083	8,922,000	103,990	12,000	340	
1873			404,757	951,886	5,176,000	166,525			
1874			418,357	1,343,739	6,296,000	135,077	120,000	2,070	
1875			288,176	937,923	4,890,000	143,011	8,000	60	
1876			277,832	977,188	4,460,000	352,035	358,000	7,516	
1877			249,536	855,968	2,626,000	264,412	14,000	50	
1878			340,127	1,210,689	1,308,000	119,629	18,000	720	
1879			315,793	937,268	196,000	19,762			
1880			344,694	1,013,899	11,766,000	159,799	4,000	230	
1881			420,055	1,123,091	39,604,000	150,412			
1882			421,311	1,078,704	89,488,000	189,245			
1883			430,081	1,087,411	8,804,000	150,479	4,000	32	
1884			451,631	1,201,172	3,354,000	214,044		5	
1885			479,706	1,468,166	2,514,000	246,239	8,000	36	
1886			493,508	1,416,160	10,448,000	291,397			
1887			527,064	1,522,272	19,534,000	181,545			
1888	3,428	228,355	563,341	1,730,466	4,036,000	146,485	20,000	724	
1889	4,649	323,886	645,515	2,232,151	2,687,020	202,784		18	
1890	6,563	444,159	715,364	2,447,936	5,088,331	244,337	8,600	2,000	
1891	7,022	513,909	833,684	2,916,465	10,994,498	505,196			
1892	7,316	514,412	945,125	3,195,467	4,477,203	216,603	62,000	5,200	
1893	5,898	396,718	998,232	3,114,558	7,317,142	395,819	150,000	2,329	
1894	6,229	339,756	995,998	3,321,565	1,193,574	88,352	3,312,619	65,337	
1895	8,593	493,075	1,110,567	3,578,195	3,443,458	222,657	18,058,806	333,763	
1896	9,588	482,679	1,025,060	3,249,069	3,575,482	194,771	20,301,428	408,625	
1897	10,969	510,916	1,102,067	3,330,017	10,130,317	550,462	30,123,504	524,181	
1898	18,424	510,368	1,082,123	3,273,415	13,926,968	864,778	43,957,021	1,008,147	
1899	14,529	453,176	1,140,840	3,562,794	8,470,628	922,979	34,047,494	895,349	
1900	18,164	496,909	1,641,031	4,599,602	13,827,495	1,387,388	20,165,301	688,691	
1901	26,715	864,573	1,888,538	5,307,060	26,345,776	2,659,261	65,602,338	2,517,084	
1902	33,072	1,131,202	1,817,534	4,867,088	30,390,616	2,990,362	30,613,904	889,318	
1903	30,661	955,405	1,979,951	5,452,434	29,631,888	2,907,705	16,277,956	384,077	
1904	34,636	984,836	1,646,505	4,346,660	44,695,291	4,504,040	16,195,618	347,740	
1905	41,127	1,311,524	1,615,322	3,930,802	38,557,970	4,857,525	51,989,401	1,187,132	
1906	57,075	1,578,137	1,820,511	4,643,198	44,282,348	7,148,633	19,531,240	678,041	
*1907	41,008	1,206,776	1,285,346	3,346,402	26,120,034	5,127,953	18,519,817	639,479	
1908	59,033	1,730,575	1,877,258	4,810,284	56,944,190	7,879,761	27,895,514	1,088,125	
1909	59,707	1,757,648	1,613,892	4,505,221	54,326,721	6,406,528	12,032,364	380,381	

* 9 months.

SESSIONAL PAPER No. 10c

PROGRESS OF CANADA—Continued.

COMMERCE—Continued.

DIAN PRODUCE.

		THE FISHERIES.						Fiscal years.
Gold.	Silver.	Codfish, Dry Salted.		Lobsters, Canned.		Salmon, Canned.		
		Quantity.	Value.	Quantity.	Value.	Quantity.	Value.	
§	§	Cwt.	§	Lbs.	§	Lbs.	§	
15,814		603,510	1,955,070			269,492	45,765	1868
174,806		1,661,457	1,793,639			442,476	78,424	1869
131,145		500,667	2,055,692				74,481	1870
163,037	595,261	569,399	2,370,569			599,758	109,759	1871
1,234,440	1,379,380	694,181	2,595,057				82,042	1872
1,035,254	1,088,642	677,077	2,664,395	1,973,376	323,029		62,847	1873
1,073,922	407,835	781,530	2,657,287	4,330,180	523,533	1,343,966	204,440	1874
1,605,790	443,443	658,735	2,697,537	4,533,107	592,671	1,545,775	250,765	1875
1,472,471	581,378	629,347	2,976,689	4,574,967	571,902	763,220	96,475	1876
1,189,075	122,635	734,971	3,250,557	6,108,726	669,593	585,527	81,691	1877
1,031,599	103,681	774,665	3,189,336	8,105,871	926,589	3,327,400	407,711	1878
944,095	637,090	806,889	3,195,331	10,471,638	1,103,960	4,965,098	614,817	1879
1,086,994	149,146	939,096	3,561,141	8,791,779	917,987	2,892,141	302,725	1880
767,318	34,494	943,304	3,164,665	13,295,562	1,347,901	2,844,183	297,992	1881
930,151	15,110	872,423	3,387,811	14,809,152	1,431,741	7,488,029	897,172	1882
911,383	14,200	725,334	3,653,083	15,106,980	1,478,895	10,977,223	1,156,223	1883
952,131	12,920	850,582	3,739,660	10,818,187	1,145,614	7,548,417	802,047	1884
999,007	7,539	847,703	3,053,321	14,584,890	1,653,178	5,040,940	510,893	1885
1,210,864	25,137	761,222	2,384,509	14,094,572	1,662,992	4,087,223	413,817	1886
1,017,401	24,937	819,716	2,524,531	12,772,577	1,379,243	5,335,019	602,465	1887
810,352	299,420	782,210	3,101,388	11,344,442	1,220,523	8,303,190	918,823	1888
623,479	168,265	708,366	3,075,483	9,262,809	1,695,763	6,738,473	752,821	1889
657,922	201,615	722,540	3,014,275	8,001,355	997,654	17,924,054	2,069,736	1890
554,126	238,367	731,778	3,119,539	12,000,736	1,750,750	15,935,710	1,745,140	1891
316,177	193,441	689,482	3,146,799	10,219,868	1,655,062	12,368,159	1,254,579	1892
247,868	63,406	711,837	3,009,816	12,618,662	1,780,259	8,219,518	870,378	1893
318,258	423,707	710,167	3,146,676	13,501,490	2,073,335	24,042,111	2,386,696	1894
612,729	651,737	795,944	3,327,411	12,287,162	1,828,981	20,524,350	2,069,413	1895
1,099,053	1,595,548	763,825	3,076,192	14,490,459	2,146,309	22,481,633	2,536,755	1896
2,804,101	2,613,173	713,450	2,698,605	11,314,069	2,075,155	27,961,895	2,856,127	1897
3,587,953	3,519,786	712,566	2,580,312	11,918,800	2,290,872	41,646,995	3,430,645	1898
3,272,702	2,630,281	686,012	2,702,554	11,037,153	2,320,060	25,942,171	2,407,481	1899
14,148,543	1,354,053	737,177	2,994,683	10,471,838	2,372,859	37,012,280	2,883,330	1900
24,445,156	2,420,750	732,944	2,761,481	11,178,647	2,283,930	35,343,424	2,880,480	1901
19,668,015	2,055,428	759,168	3,161,674	10,154,587	2,149,395	49,302,654	5,012,738	1902
16,437,528	1,802,690	810,175	3,336,900	11,539,142	2,591,585	23,322,492	2,589,660	1903
18,715,539	1,865,528	628,040	2,755,927	10,683,919	2,519,816	15,725,397	1,772,126	1904
15,208,380	2,098,778	565,683	2,922,302	11,723,246	2,754,598	12,948,618	1,679,014	1905
12,991,916	4,310,528	607,681	3,496,596	11,144,402	3,010,203	45,978,123	4,943,413	1906
7,226,954	5,507,259	554,087	3,049,203	5,168,155	1,368,927	15,352,410	1,992,011	1907*
8,817,041	10,755,599	637,139	3,678,916	9,474,832	2,651,513	22,525,089	2,897,719	1908
7,293,420	13,284,094	682,953	3,295,341	9,298,457	2,755,034	18,121,401	2,468,479	1909

9-10 EDWARD VII., A. 1910

STATISTICAL RECORD OF THE

		TRADE AND						
		EXPORTS OF CANA						
		THE						
Fiscal years.	Logs:		Lumber.					
			Deals, Pine.		Deals, Spruce and Other.		Planks and Boards.	
	Quantity.	Value.	Quantity.	Value.	Quantity.	Value.	Quantity.	Value.
	M. Ft.	\$	St. Hd.	\$	St. Hd.	\$	M. Ft.	\$
1868	170,489	146,396	3,989,761			671,025	6,640,689
1869	96,347	187,117	5,293,583			677,859	6,690,956
1870	112,115	160,057	4,921,417			846,882	8,256,599
1871	17,128	84,465	141,411	4,862,892			829,550	8,355,874
1872	13,199	64,317	174,483	5,113,978			898,209	8,724,395
1873	13,177	86,701	152,889	6,141,960			901,734	11,357,099
1874	9,549	50,272	331,716	7,894,889			911,794	9,221,141
1875	5,530	24,314	210,055	8,374,038			579,686	6,224,781
1876	9,360	33,942	223,963	7,728,134			421,664	4,647,470
1877	15,634	68,477	254,107	8,137,270			425,220	4,513,407
1878	21,384	84,779	252,658	7,638,042			437,900	4,375,152
1879	25,031	94,777	199,283	5,917,852			446,026	4,119,196
1880	34,045	134,037	213,613	5,775,634			681,202	5,880,281
1881	37,832	196,074	260,305	8,676,768			652,621	7,101,532
1882	46,835	283,135	263,594	7,945,501			699,777	8,267,862
1883	44,184	262,552	266,068	8,656,541			632,148	8,022,095
1884	45,969	229,870	286,214	8,595,623			670,701	8,439,994
1885	47,829	225,858	83,941	3,293,732	127,663	3,091,545	665,900	8,053,878
1886	66,293	313,965	84,105	3,651,449	160,872	4,001,379	585,203	6,637,878
1887	66,734	346,638	82,916	3,446,629	167,056	4,043,475	580,827	7,007,437
1888	72,204	390,839	69,042	2,344,771	161,970	3,947,644	641,392	7,787,516
1889	93,853	577,095	57,144	2,270,133	165,361	4,295,708	721,900	8,342,470
1890	103,529	682,529	94,062	3,775,021	199,365	5,374,131	697,218	7,931,955
1891	105,464	730,216	81,780	2,891,798	186,442	4,817,322	775,793	8,626,912
1892	149,882	1,115,923	64,945	2,429,870	159,732	4,039,301	713,291	8,650,353
1893	198,613	1,517,157	70,104	3,114,822	181,608	4,647,453	854,446	9,646,683
1894	340,546	2,861,252	65,654	2,751,069	219,724	5,567,631	668,591	7,947,001
1895	283,732	2,233,415	60,518	2,311,915	208,068	5,271,898	667,723	7,497,584
1896	205,227	1,731,321	84,194	3,037,791	223,432	5,579,746	818,529	8,513,419
1897	261,863	2,121,428	67,751	3,266,087	262,946	7,094,485	1,074,181	10,817,912
1898	210,641	1,800,317	78,223	3,814,947	292,743	7,918,366	514,609	5,611,537
1899	189,209	1,569,411	91,571	4,129,638	295,355	7,848,437	649,048	6,876,223
1900	88,407	760,410	71,754	3,276,516	367,637	8,287,960	842,454	9,611,278
1901	137,781	1,055,551	70,572	2,837,828	338,593	8,174,304	735,695	9,380,505
1902	75,757	565,840	66,191	3,164,552	242,636	7,451,148	934,682	12,568,991
1903	51,893	434,128	87,318	3,652,467	251,896	8,315,454	954,241	14,095,788
1904	55,289	419,633	56,210	2,975,614	222,842	7,920,444	824,434	12,707,912
1905	69,372	479,776	40,463	2,076,922	297,605	6,898,769	922,811	13,849,275
1906	72,866	557,262	39,011	2,353,927	188,775	6,554,612	1,123,510	17,958,025
1907	46,179	460,555	25,275	1,624,518	176,406	6,875,912	881,087	15,330,633
1908	71,323	699,138	25,220	1,666,672	177,087	6,670,673	1,090,559	21,087,569
1909	111,043	928,351	26,725	1,694,277	138,869	5,321,790	1,003,185	19,167,778

* 9 months.

SESSIONAL PAPER No. 10c

PROGRESS OF CANADA—Continued.

COMMERCE—Continued.

DIAN PRODUCE—Continued.

FOREST.

Shingles.		Wood Blocks for Pulp.		Timber—Square.				Fiscal years.
Quantity.	Value.	Quantity.	Value.	Total.		White Pine.		
				Quantity.	Value.	Quantity.	Value.	
M.	\$	Cords.	\$	Tons.	\$	Tons.	\$	
127,371	257,133			650,928	4,160,547	455,837	2,467,629	1868
118,547	235,983			631,311	4,481,509	431,814	2,655,257	1869
112,128	218,242				4,525,535	374,561	2,805,081	1870
118,815	238,411			568,806	5,628,630	356,364	3,349,161	1871
109,589	241,430			628,765	6,309,912	433,826	4,155,974	1872
118,924	303,061			567,375	6,216,128	380,554	3,973,518	1873
135,195	316,055			448,631	5,488,353	256,371	2,740,558	1874
112,524	274,540			568,284	6,593,597	349,173	3,544,255	1875
60,959	136,067			467,012	5,024,755	289,441	2,943,260	1876
49,434	99,843			651,192	7,666,158	412,094	4,235,480	1877
68,833	144,485			464,167	4,714,515	296,516	2,798,472	1878
79,073	149,346			210,511	1,922,737	127,478	1,086,078	1879
67,361	121,445			269,268	2,426,405	148,801	1,214,159	1880
93,315	188,444			523,633	5,905,586	334,153	3,524,317	1881
99,346	238,585			314,186	3,705,914	194,979	2,188,845	1882
100,411	283,539			351,113	4,717,356	213,999	2,852,908	1883
94,951	207,984			397,091	4,999,557	251,297	3,168,236	1884
79,176	183,732			281,064	3,414,286	173,223	2,019,310	1885
69,154	142,347			288,958	3,272,620	167,639	1,750,529	1886
71,933	151,128			170,988	2,192,385	104,560	1,331,033	1887
151,838	311,193			190,464	2,384,037	123,296	1,486,532	1888
193,467	404,680			227,861	3,128,431	149,671	2,014,506	1889
178,801	340,872		80,095	287,041	4,353,870	175,269	2,698,926	1890
208,918	438,929		188,998	221,709	3,084,290	139,285	1,959,197	1891
290,848	599,865		219,458	198,785	2,590,956	118,628	1,573,818	1892
371,377	755,813		386,092	178,363	2,451,374	97,656	1,368,971	1893
388,586	754,743		393,260	179,893	2,590,542	109,312	1,568,835	1894
360,935	687,391		468,009	125,957	1,824,259	70,263	1,037,696	1895
465,731	899,541		627,865	177,731	2,727,417	91,280	1,518,442	1896
683,554	1,201,366		711,152	165,433	2,289,068	88,467	1,283,693	1897
565,759	994,306		912,041	151,555	2,579,986	86,661	1,536,067	1898
564,090	976,153		842,086	175,286	2,475,675	97,693	1,356,654	1899
609,209	1,131,506		902,772	142,680	2,013,746	73,108	1,184,962	1900
623,089	1,145,450		1,397,019	125,119	1,929,945	49,394	891,359	1901
781,160	1,525,386		1,315,038	96,318	1,767,579	47,686	923,795	1902
798,277	1,610,143		1,558,560	125,581	2,531,664	58,632	1,310,557	1903
834,039	1,711,238	479,238	1,788,049	88,347	2,132,274	55,013	1,530,056	1904
799,222	1,620,567	593,624	2,600,814	69,616	1,513,873	38,680	995,870	1905
941,477	1,908,486	614,286	2,649,106	86,261	1,723,574	42,164	967,293	1906
636,372	1,340,854	452,846	1,998,805	64,205	1,474,975	32,967	841,799	1907
1,090,600	2,547,985	901,861	4,655,371	59,823	1,520,005	33,018	998,298	1908
1,093,812	2,581,755	794,986	4,356,391	63,255	1,179,088	21,872	689,529	1909

9-10 EDWARD VII., A. 1910
 STATISTICAL RECORD OF THE

Fiscal years.	TRADE AND							
	EXPORTS OF CANA							
	ANIMALS AND							
	Animals Living.						Furs Dressed and Undressed.	Hides and Skins, other than Fur.
	Cattle.		Horses.		Sheep.			
Quantity.	Value.	Quantity.	Value.	Quantity.	Value.			
No.	\$	No.	\$	No.	\$	\$	\$	
1868	44,442	1,099,940	7,175	590,954	102,433	233,615	422,835	133,214
1869	65,251	1,427,761	10,355	859,174	195,682	454,568	367,557	290,298
1870	107,731	3,006,878	16,461	1,458,111	147,375	388,757	310,077	273,432
1871	79,613	2,278,554	15,293	1,437,464	313,619	829,362	315,622	212,161
1872	22,438	631,228	11,997	1,215,389	353,178	1,015,277	591,465	414,420
1873	25,637	655,594	8,782	922,233	315,832	957,721	935,973	525,094
1874	39,623	951,269	5,399	570,544	252,081	702,564	1,633,501	394,069
1875	38,968	823,522	4,382	460,672	242,438	637,561	1,324,066	365,793
1876	25,357	601,148	4,299	442,338	141,187	507,538	1,779,038	535,641
1877	22,656	715,750	8,306	779,222	299,899	583,020	1,322,757	515,332
1878	29,925	1,152,334	14,179	1,273,728	242,989	699,337	1,326,601	404,562
1879	46,569	2,096,696	16,629	1,376,794	398,093	988,045	1,191,356	416,516
1880	54,944	2,764,437	21,393	1,880,379	398,746	1,422,830	1,635,625	760,594
1881	62,277	3,464,871	21,993	2,094,037	354,155	1,372,127	1,983,096	445,699
1882	62,106	3,256,330	20,920	2,326,637	311,669	1,228,957	1,278,340	386,229
1883	66,396	3,898,028	13,019	1,633,291	398,474	1,388,056	1,087,523	479,140
1884	89,263	5,681,082	11,595	1,617,829	394,403	1,544,605	1,119,756	464,638
1885	143,003	7,377,777	11,978	1,554,629	335,043	1,261,071	1,626,826	621,626
1886	91,866	5,825,188	16,525	2,147,584	359,407	1,182,241	1,656,204	497,988
1887	116,274	6,486,718	18,779	2,268,833	443,495	1,592,167	1,715,302	617,695
1888	100,747	5,012,713	20,397	2,458,231	395,074	1,276,046	2,068,201	573,159
1889	102,919	5,708,126	17,767	2,170,722	360,131	1,263,125	1,836,277	478,506
1890	81,454	6,949,417	16,550	1,936,073	315,931	1,274,347	1,572,396	509,998
1891	117,761	8,772,499	11,658	1,417,244	299,347	1,146,465	1,429,229	508,925
1892	107,179	7,748,949	11,063	1,354,027	329,427	1,385,146	1,555,142	499,615
1893	107,224	7,745,083	13,219	1,461,157	360,509	1,247,855	1,483,083	460,460
1894	86,057	6,499,597	8,734	945,660	233,361	832,666	1,756,763	318,692
1895	93,802	7,120,823	14,744	1,312,676	291,751	1,624,587	1,575,554	962,388
1896	104,451	7,082,542	21,852	2,113,095	391,490	2,151,283	1,799,658	1,161,750
1897	161,369	7,159,388	17,993	1,710,922	313,410	1,062,011	1,694,306	1,562,613
1898	213,010	8,723,292	14,349	1,497,444	351,789	1,272,077	1,529,897	1,120,622
1899	211,847	8,522,835	12,384	893,063	405,322	1,540,857	1,555,287	1,268,485
1900	205,524	9,080,776	10,053	1,166,981	459,944	1,894,012	1,806,966	1,406,339
1901	169,279	9,064,562	7,609	910,273	394,681	1,625,702	1,645,831	2,227,215
1902	184,473	10,663,819	12,687	1,457,173	348,443	1,483,526	1,796,878	1,703,184
1903	176,780	11,342,632	3,878	595,921	401,443	1,655,681	2,398,498	1,971,880
1904	157,417	10,424,671	2,395	401,607	364,053	1,545,117	2,147,958	2,083,975
1905	167,102	11,360,969	2,659	450,900	288,313	1,400,710	2,380,583	2,865,192
1906	176,030	11,656,829	2,794	524,620	244,262	1,172,340	2,464,337	3,528,766
1907*	162,141	10,932,539	2,115	440,178	254,665	1,302,824	2,636,979	2,678,179
1908	150,993	9,301,184	2,270	516,134	227,001	1,196,624	2,607,392	3,643,429
1909	162,945	10,771,366	2,028	367,256	118,896	569,364	2,503,411	4,064,754

*9 months.

SESSIONAL PAPER No. 10c

PROGRESS OF CANADA—Continued.

COMMERCE—Continued.

DIAN PRODUCE.—Continued.

THEIR PRODUCE.

Bacon and Hams.		Provisions.				Wool.		Fiscal years.
		Butter.		Cheese.				
Quantity.	Value.	Quantity.	Value.	Quantity.	Value.	Quantity.	Value.	
Lbs.	\$	Lbs.	\$	Lbs.	\$	Lbs.	\$	
9,446,900	783,481	17,865,310	2,427,662			1,605,635	444,195	1868
7,856,400	869,746	10,853,268	2,342,270	4,503,370	549,572	2,819,962	816,685	1869
17,524,300	1,553,323	12,260,887	2,353,570	5,827,782	674,486	2,442,692	770,299	1870
10,344,400	1,018,918	15,439,266	3,065,234	8,271,439	1,109,906	2,892,329	839,145	1871
12,543,900	999,156	19,068,448	3,612,679	16,424,025	1,840,284		1,371,738	1872
35,698,300	2,323,299	15,208,633	2,808,979	19,483,211	2,280,412	3,126,572	1,450,927	1873
18,069,400	1,587,463	12,233,046	2,620,305	24,050,982	3,523,201	2,764,796	983,846	1874
8,896,900	826,691	9,268,044	2,337,324	32,342,030	3,886,276	2,647,498	919,680	1875
8,059,300	839,105	12,250,066	2,540,894	55,024,090	3,751,268	2,907,229	933,601	1876
14,090,600	1,252,255	14,691,789	3,073,409	35,930,524	3,748,575	2,476,484	698,974	1877
5,688,224	477,932	13,066,626	2,382,237	38,054,294	3,997,521	2,445,893	707,319	1878
4,647,154	288,615	14,307,977	2,101,897	46,414,035	3,790,300	3,013,587	691,894	1879
9,572,342	533,998	18,535,362	3,658,069	40,368,678	3,893,366	3,619,181	920,923	1880
10,354,687	758,334	17,649,491	3,573,034	49,255,523	5,510,443	1,404,123	400,683	1881
9,829,624	1,071,858	15,161,839	2,936,156	50,807,049	5,500,868	1,033,305	246,657	1882
4,254,420	499,258	8,106,447	1,705,817	58,041,887	6,451,870	1,375,572	280,530	1883
8,117,970	793,802	8,075,537	1,612,481	69,755,423	7,251,989	1,501,031	310,060	1884
8,152,087	717,255	7,330,788	1,430,905	79,655,367	8,265,240	989,925	196,178	1885
8,566,490	653,852	4,668,741	832,355	78,112,927	6,754,626	1,524,184	316,937	1886
11,425,942	906,390	5,485,509	979,126	73,604,448	7,108,978	1,416,238	317,250	1887
7,019,823	660,015	4,415,381	798,673	84,173,267	8,928,242	954,975	223,266	1888
4,066,682	381,293	1,780,765	331,958	88,534,837	8,915,684	1,015,001	217,600	1889
7,192,082	631,079	1,951,585	340,121	94,260,187	9,372,212	1,047,751	235,669	1890
7,954,237	628,469	3,768,161	602,175	106,202,140	9,508,800	1,108,286	245,503	1891
12,142,378	1,132,066	5,736,696	1,036,058	118,270,052	11,652,412	916,390	200,860	1892
18,504,347	1,970,518	7,036,013	1,296,814	113,946,365	13,407,479	1,168,834	228,311	1893
28,509,007	2,938,374	5,534,621	1,095,588	154,977,480	15,488,191	79,878	16,156	1894
40,134,026	3,806,709	3,650,258	697,476	146,004,650	14,253,002	5,463,161	1,049,459	1895
53,736,085	4,381,968	5,889,241	1,052,089	164,689,123	13,956,571	3,916,374	823,920	1896
69,128,452	5,843,619	11,453,351	2,089,173	164,220,699	14,676,239	7,740,177	1,427,959	1897
85,308,829	8,040,778	11,253,787	2,046,686	196,703,323	17,572,763	1,014,420	177,154	1898
116,652,927	10,416,478	20,139,195	3,700,873	189,827,839	16,776,765	90,038	14,420	1899
135,031,874	12,758,025	25,259,737	5,122,156	185,984,430	19,856,324	2,181,047	418,119	1900
105,549,505	11,778,446	16,335,528	3,295,663	195,926,397	20,696,951	1,043,673	186,540	1901
107,980,049	12,403,793	27,855,973	5,660,541	200,946,401	19,686,291	1,972,772	302,049	1902
141,956,909	15,906,334	34,128,944	6,954,618	229,099,925	24,712,943	2,527,150	382,879	1903
127,944,503	13,022,261	24,568,001	4,724,155	233,980,716	24,184,566	1,775,429	306,289	1904
119,700,813	12,515,959	31,764,303	5,930,379	215,733,259	20,300,560	1,971,501	418,575	1905
102,907,888	12,086,868	34,031,525	7,075,539	215,834,543	24,433,169	1,424,795	352,636	1906
77,210,080	9,222,122	18,078,508	4,011,609	178,141,567	22,006,584	1,229,309	330,685	1907*
95,175,167	11,161,628	4,786,954	1,068,703	189,710,463	22,887,237	1,848,318	456,215	1908
75,461,577	8,835,444	6,326,353	1,521,436	164,907,139	20,384,666	1,080,824	202,176	1909

9-10 EDWARD VII., A. 1910

STATISTICAL RECORD OF THE

		TRADE AND							
		EXPORTS OF CANA							
		AGRICULTURAL							
		Fruits.		Grain.					
		Apples, Green.		Total.		Oats.		Wheat.	
Fiscal years.	Quantity.	Value.	Quantity.	Value.	Quantity.	Value.	Quantity.	Value.	
	Brls.	£	Bush.	£	Bush.	£	Bush.	£	
	1868			10,256,229	9,502,165	1,738,441	754,526	2,284,702	3,648,081
1869			10,293,092	9,592,834	762,620	361,749	3,809,208	3,183,383	
1870			13,936,687	10,457,628	2,187,547	720,455	3,557,101	3,705,173	
1871			8,343,827	6,702,622	42,386	231,227	1,748,977	1,981,917	
1872			10,691,622	8,924,595	85,976	180,342	2,993,119	3,900,582	
1873			11,241,143	10,595,699	629,467	217,928	4,379,741	6,023,876	
1874			13,370,659	15,026,644	998,100	455,799	6,581,217	8,886,977	
1875			15,771,545	14,576,368	2,989,839	1,446,795	4,383,022	4,959,736	
1876			21,336,214	17,331,489	2,644,233	1,139,261	6,070,393	6,749,298	
1877			13,675,658	10,240,211	2,970,284	1,247,150	2,393,155	2,742,383	
1878			16,914,575	12,970,013	2,340,062	959,985	4,393,535	5,376,195	
1879			17,790,274	14,344,901	2,373,290	804,325	6,610,724	6,274,610	
1880			21,916,565	15,895,429	4,717,010	1,707,326	5,090,505	5,942,042	
1881			19,479,764	14,427,478	2,926,532	1,191,873	2,523,673	2,593,820	
1882			24,667,031	21,789,981	4,146,954	1,728,774	3,845,035	5,180,335	
1883			19,344,515	15,782,392	1,021,053	469,821	5,867,458	5,881,488	
1884			13,104,993	9,154,865	1,346,720	501,712	745,526	812,923	
1885	238,936	602,260	17,020,744	10,851,662	2,559,002	893,513	2,340,956	1,966,287	
1886	222,743	477,004	19,739,656	12,707,440	4,149,988	1,453,996	3,419,168	3,025,864	
1887	402,141	852,899	21,596,256	13,469,500	2,048,240	653,837	5,631,726	4,745,138	
1888	392,312	813,095	14,350,436	10,235,816	566,721	185,010	2,163,754	1,886,470	
1889	771,979	1,528,449	13,134,048	8,962,599	737,185	130,632	490,995	471,121	
1890	378,475	993,163	14,533,038	7,625,590	757,792	256,156	422,274	388,861	
1891	450,836	1,389,714	10,760,018	7,434,935	260,539	129,917	2,108,216	1,583,084	
1892	690,951	1,444,883	26,214,865	16,232,787	6,414,329	2,241,256	8,714,154	6,947,851	
1893	1,187,665	2,731,223	22,973,571	13,834,277	7,273,906	2,533,910	9,271,885	7,060,033	
1894	278,238	808,473	16,865,066	10,444,028	2,818,702	1,076,751	9,272,298	6,133,452	
1895	853,238	1,821,463	11,521,437	8,766,259	926,975	320,458	8,825,689	5,359,109	
1896	567,182	1,416,470	14,154,797	8,066,808	968,137	273,861	9,919,542	5,771,521	
1897	1,664,470	2,302,968	21,257,117	10,612,685	6,516,881	1,655,130	7,555,274	5,541,197	
1898	1,394,418	1,306,681	34,659,062	23,414,367	9,876,463	3,041,578	18,963,107	17,313,916	
1899	1,075,068	2,621,352	21,883,692	13,785,370	10,312,992	3,268,388	10,305,470	7,784,487	
1900	956,458	2,578,233	30,655,339	18,057,233	6,929,214	2,143,179	16,844,650	11,995,488	
1901	678,651	1,482,927	25,378,118	14,233,639	8,155,663	2,499,521	9,739,758	6,871,939	
1902	516,215	1,566,808	31,710,182	23,553,736	5,030,123	1,652,559	26,117,539	18,688,092	
1903	1,000,528	2,758,721	43,582,277	29,224,421	7,593,177	2,583,151	32,985,745	24,566,703	
1904	1,598,614	4,599,793	24,456,471	17,158,997	4,695,214	1,603,104	16,779,028	13,465,351	
1905	1,037,148	2,627,467	19,748,265	15,125,417	2,367,499	862,040	14,700,315	12,386,743	
1906	1,217,564	4,083,482	45,277,966	36,410,397	2,760,303	1,083,347	49,399,402	33,658,391	
*1907	977,961	2,631,608	32,230,128	23,791,539	4,539,436	1,855,300	25,480,127	20,397,629	
1908	1,629,130	4,822,591	53,948,622	45,562,994	7,123,291	3,171,509	43,654,668	40,004,723	
1909	1,092,066	2,801,087	59,204,510	53,782,629	5,255,610	2,175,765	49,137,419	48,147,942	

* 9 months.

SESSIONAL PAPER No. 10c

PROGRESS OF CANADA—Continued.

COMMERCE—Continued.

DIAN PRODUCE—Continued.

PRODUCTS.

Grain Products.		Hay.		Seeds.		Vegetables.		Fiscal years.
Wheat Flour.				Clover and Grass.		Potatoes.		
Quantity.	Value.	Quantity.	Value.	Quantity.	Value.	Quantity.	Value.	
Brls.	\$	Tons.	\$	Bush.	\$	Bush.	\$	
		7,859	70,621					1868
375,219	1,948,696	4,952	43,431					1869
382,177	2,302,149	8,819	65,216					1870
306,339	1,609,849	23,487	290,217					1871
453,144	2,671,914	50,827	690,033					1872
474,190	2,903,454	36,385	448,281					1873
549,317	3,194,672	26,725	293,210					1874
302,783	1,515,242	20,758	210,686					1875
415,504	2,178,389	33,520	321,533			231,451	85,326	1876
268,605	1,485,438	29,575	254,763			3,113,820	1,394,784	1877
476,431	2,739,466	17,269	163,628			1,062,229	361,134	1878
574,947	2,572,675	11,704	105,643			2,654,422	1,261,389	1879
544,591	2,930,955	64,444	484,967			1,423,415	439,668	1880
439,728	2,173,168	168,381	1,813,268			2,295,307	839,218	1881
469,739	2,748,988	90,647	915,691			3,800,162	2,268,769	1882
489,046	2,515,955	93,749	902,105			2,424,979	1,948,954	1883
197,389	1,025,995	108,461	913,057			753,435	231,716	1884
123,777	556,536	134,939	1,270,525			609,715	234,812	1885
386,099	1,744,969	93,944	1,001,536			2,222,927	492,702	1886
520,213	2,322,144	76,843	743,396			1,568,671	459,296	1887
350,115	1,580,019	93,269	903,329			2,694,739	1,059,495	1888
131,181	646,068	91,489	934,082		164,347	975,851	287,763	1889
115,099	521,383	115,162	1,068,554		176,212	1,458,797	495,745	1890
296,784	1,388,578	65,083	559,489		318,293	3,668,725	1,693,671	1891
380,996	1,784,413	84,926	890,533		475,515	586,196	295,421	1892
410,185	1,741,028	151,881	1,452,872		221,917	1,112,838	421,958	1893
428,610	1,699,467	276,805	2,601,188		78,253	539,815	1,097,576	1894
222,975	839,112	199,072	1,539,691		164,670	823,059	1,379,042	1895
186,716	718,433	214,640	1,976,431		98,018	411,854	596,635	1896
427,758	1,540,851	113,754	999,238		84,968	359,643	770,339	1897
1,249,438	5,425,760	37,091	357,844	111,118	465,623	1,450,078	633,927	1898
792,536	3,105,288	62,428	411,631	196,828	722,130	651,235	115,477	1899
768,162	2,791,885	175,416	1,414,109	102,878	317,298	689,520	339,231	1900
1,118,700	4,015,226	252,977	2,097,882	134,594	590,563	887,409	364,387	1901
1,086,648	3,968,850	454,585	4,413,411	300,590	1,239,871	1,339,452	688,281	1902
1,287,766	4,699,143	450,053	3,555,665	178,820	914,923	860,967	386,748	1903
1,587,600	6,129,226	219,874	1,897,750	332,337	1,414,964	2,196,520	1,172,137	1904
1,321,469	5,877,607	151,563	1,261,210	178,290	587,426	713,564	392,052	1905
1,332,014	6,179,825	206,714	1,529,941	255,310	1,452,670	1,259,169	655,994	1906
1,092,123	4,095,297	112,778	1,034,948	141,345	505,501	525,283	377,160	1907
1,962,749	8,454,954	63,472	725,808	268,322	944,979	767,087	595,318	1908
1,738,038	7,991,413	55,884	643,779	113,417	577,012	1,560,632	919,189	1909

9-10 EDWARD VII., A. 1910

STATISTICAL RECORD OF THE

Fiscal years.	TRADE AND							
	EXPORTS OF CANA							
	MANUFAC							
	Agricultural Implements.	Carriages, Bicycles, &c.	Cordage, Rope and Twine.	Cotton Mfrs.	Drugs, Dyes, Chemicals, &c.	Household Effects.	Iron and Steel.	Leather and Mfrs. of.
\$	\$	\$	\$	\$	\$	\$	\$	
1868		21,952		3,000	205,600		466,420	112,094
1869		25,157		16,182	186,750		401,770	214,074
1870		24,841		12,965	154,936		592,326	310,702
1871		25,577		3,704	83,327		766,111	173,961
1872		26,912		5,908	117,823		1,081,430	165,167
1873		25,262		9,376	106,264		1,492,306	314,603
1874		20,070		5,037	95,717		909,171	345,254
1875		14,203		2,245	230,229		727,105	527,348
1876		17,945		6,980	379,258		658,268	1,098,926
1877		14,432	18,189	5,679	172,803		546,266	720,055
1878	86,001	58,409	21,076	2,371	193,831		546,313	821,777
1879	79,911	43,984	23,279	1,418	110,188		446,602	465,351
1880	59,128	40,480	14,084	4,170	171,906		719,163	585,526
1881	31,269	46,442	12,031	1,540	190,147		643,107	528,361
1882	46,142	32,056	11,506	1,372	235,711		664,312	552,338
1883	16,766	21,714	11,355	11,565	305,418		561,624	494,283
1884	17,252	21,756	14,593	10,931	361,156		465,935	518,742
1885	22,640	17,765	44,279	37,191	203,211		296,122	513,380
1886	16,658	22,369	24,763	20,632	167,017		276,098	358,590
1887	48,060	18,540	26,410	10,146	136,077		347,325	581,751
1888	155,219	17,690	45,552	75,173	158,403		423,488	456,316
1889	321,341	27,252	33,413	148,733	159,039		296,719	817,375
1890	367,198	17,457	21,977	108,822	229,799	818,001	294,728	879,401
1891	252,620	26,105	34,995	159,954	260,052	1,032,853	257,471	950,456
1892	402,778	41,443	20,090	322,711	232,617	1,166,059	243,857	1,128,847
1893	462,253	46,500	18,486	371,477	196,026	1,283,264	316,454	1,002,729
1894	465,682	79,547	13,695	549,758	200,293	964,000	295,924	1,704,936
1895	663,718	54,153	45,149	546,168	223,440	991,735	308,711	1,367,064
1896	593,464	97,211	124,947	766,812	265,124	1,237,293	506,946	1,995,075
1897	761,842	371,050	109,673	913,327	197,377	945,855	522,988	1,541,732
1898	1,443,140	447,659	146,487	517,635	205,159	907,989	606,082	1,608,352
1899	1,863,468	307,450	134,522	413,571	247,928	992,813	706,411	1,681,283
1900	1,692,455	236,984	176,716	414,259	316,366	1,095,536	1,425,163	1,871,630
1901	1,742,946	458,097	157,087	504,500	429,334	1,166,533	1,432,961	2,423,075
1902	1,814,730	480,739	250,397	903,595	621,137	1,538,186	2,460,781	2,301,963
1903	2,284,904	251,640	152,226	602,604	689,634	1,326,775	3,263,940	2,365,638
1904	2,556,834	377,542	517,072	569,281	765,525	1,259,291	1,991,821	2,406,033
1905	2,313,620	246,796	344,024	1,103,789	898,891	1,322,030	1,123,354	2,344,969
1906	2,497,601	288,175	450,464	1,278,324	1,242,387	1,646,810	1,597,306	2,417,283
1907	2,489,330	282,819	172,345	393,301	941,808	1,205,585	1,109,746	1,499,833
1908	3,358,785	537,405	1,131,343	378,960	1,284,130	1,907,288	1,670,671	2,163,177
1909	3,607,135	388,985	1,310,748	325,720	1,274,500	1,756,440	2,489,987	2,369,557

7 9 months.

SESSIONAL PAPER No. 10c

PROGRESS OF CANADA—*Concluded.*COMMERCE—*Concluded.*DIAN PRODUCE—*Concluded.*

TURES.

Liquors.		Musical Instru- ments.	Oil Cake.	Ships.		Wood, Manufactured.		Fiscal years.
Quantity.	Value.			Quantity.	Value.	Total.	Wood Pulp.	
Galls.	\$	\$	\$	Tons.	\$	\$	\$	
105,359	59,845	5,529	37,951	22,722	837,592	71,493	1868
178,665	107,027	7,612	60,615	27,000	1,080,000	63,037	1869
189,067	137,758	8,902	42,802	18,127	725,080	86,532	1870
260,388	190,855	5,610	25,713	14,688	558,144	124,179	1871
396,466	241,573	7,604	67,787	7,911	332,262	152,463	1872
298,953	174,206	8,478	63,938	15,658	782,900	98,617	1873
271,678	120,037	3,751	59,632	14,485	796,675	79,567	1874
196,564	116,819	7,196	56,532	15,789	789,450	107,563	1875
111,962	69,966	11,163	47,766	64,134	2,189,270	196,186	1876
292,939	183,421	20,851	64,984	46,329	1,576,244	297,454	1877
250,923	169,331	22,075	69,762	35,039	1,218,145	309,193	1878
159,523	99,206	24,175	44,572	19,318	529,824	300,818	1879
70,029	34,444	37,320	21,819	16,208	464,327	499,738	1880
64,873	27,353	31,225	39,474	16,808	348,018	414,324	1881
54,869	27,976	91,034	38,288	16,161	402,311	500,894	1882
35,522	22,865	48,769	20,855	23,896	506,538	540,875	1883
28,841	15,485	98,089	6,947	17,368	416,756	621,695	1884
16,141	13,172	144,505	23,127	13,177	246,277	685,999	1885
15,227	14,127	162,754	50,347	14,343	266,363	637,591	1886
9,101	10,836	207,339	86,973	9,263	143,772	573,212	1887
10,049	17,210	271,424	75,374	14,479	289,969	652,700	1888
14,990	20,687	316,568	63,102	16,173	266,817	696,558	1889
32,971	36,325	329,855	42,362	22,844	442,781	870,466	168,180	1890
58,283	65,021	401,553	118,167	15,143	280,474	1,024,448	280,619	1891
97,772	119,319	396,193	187,086	36,399	506,747	1,086,423	355,303	1892
109,932	166,050	309,300	336,714	31,317	363,916	1,280,990	455,893	1893
118,194	196,441	265,508	205,561	21,960	243,429	1,348,199	547,217	1894
144,577	341,597	297,882	94,224	16,567	172,563	1,289,622	590,874	1895
166,085	386,016	342,232	121,424	12,203	99,392	1,555,108	675,777	1896
171,789	457,534	399,725	195,039	9,158	105,164	1,652,317	741,959	1897
108,211	271,020	359,085	198,875	17,210	191,069	2,372,039	1,210,421	1898
131,044	344,989	459,661	143,861	7,419	92,181	2,819,708	1,274,276	1899
154,580	406,156	507,983	224,162	13,164	198,468	3,127,242	1,816,016	1900
166,249	411,645	545,615	183,159	4,390	65,768	2,962,688	1,937,207	1901
174,583	398,236	465,818	205,793	4,285	76,583	3,189,843	2,046,398	1902
221,643	540,620	418,570	289,945	3,040	50,307	4,473,952	3,150,943	1903
317,690	636,619	352,709	286,254	6,480	50,165	3,633,223	2,409,074	1904
428,641	706,665	289,792	101,641	1,884	56,313	4,417,038	3,399,158	1905
595,648	1,035,795	281,799	289,571	3,749	30,370	4,612,917	3,478,150	1906
449,877	997,436	234,374	333,225	2,035	56,160	3,609,937	2,984,945	*1907
556,286	1,404,259	277,558	622,091	1,149	24,800	4,997,795	4,037,852	1908
639,484	1,127,482	224,370	569,995	3,244	150,700	5,081,221	4,306,929	1909

9-10 EDWARD VII., A. 1910

STATEMENT showing the Number and Tonnage of Sea-going Vessels, Vessels (except and Vessels Employed in the Coasting Trade, which Arrived at and De

FISCAL YEARS.	SEA-GOING.				VESSELS, EXCEPT FERRIFRS, EMPLOYED ON INLAND WATERS.				VESSELS EMPLOYED		
	Arrived.		Departed.		Arrived.		Departed.		Arrived.		
	Vessels.	Tons.	Vessels.	Tons.	Vessels.	Tons.	Vessels.	Tons.	Vessels.	Tons.	
1868	8,038	2,104,009	7,978	2,215,312	20,855	4,399,850	19,259	4,263,654	No returns given ployed in coast 1876.		
1869	9,654	2,459,083	9,597	2,537,482	16,988	2,774,886	17,061	2,689,643			
1870	9,567	2,608,519	8,948	2,476,354	17,866	3,187,596	18,804	3,143,391			
1871	10,353	2,521,573	9,575	2,594,460	21,197	4,055,198	20,512	3,954,797			
1872	10,358	2,989,793	9,898	2,956,911	17,436	3,582,148	16,233	3,279,308			
1873	11,089	3,032,746	10,508	3,052,789	18,960	2,994,434	17,492	2,669,028			
1874	9,282	3,077,987	8,471	2,973,374	16,546	2,805,789	15,466	2,542,707			
1875	7,881	2,521,134	7,724	2,898,074	14,076	2,176,529	13,131	2,021,718			
1876	8,414	2,972,459	8,349	2,938,305	13,908	2,108,361	12,676	1,892,071		31,302	5,167,528
1877	8,808	3,295,987	8,952	3,348,835	15,267	2,363,244	13,686	2,083,178		32,048	4,472,628
1878	8,836	3,341,465	8,680	3,342,919	15,844	2,814,816	14,667	2,555,690		39,814	5,475,733
1879	8,576	3,049,521	8,425	3,039,029	16,268	2,889,510	14,572	2,668,752		30,850	6,118,702
1880	9,307	3,487,735	9,063	3,298,979	17,441	3,797,885	17,065	3,083,246		36,126	7,162,257
1881	10,444	4,032,946	10,320	4,071,391	16,804	2,934,593	15,985	2,763,592		37,429	7,664,863
1882	10,638	3,933,152	10,500	4,003,410	17,450	2,650,835	17,022	2,792,485		37,996	7,515,476
1883	10,781	4,094,357	10,727	3,968,420	17,012	2,987,557	16,310	2,810,401		38,244	8,056,736
1884	11,160	4,250,665	11,183	4,233,636	16,768	3,084,924	16,045	2,789,801		40,300	8,114,637
1885	10,639	3,800,664	10,553	3,843,951	14,842	3,463,823	15,117	3,036,274		41,879	8,314,898
1886	10,603	4,026,415	10,768	4,018,156	15,284	3,022,069	15,673	2,902,592	44,850	8,538,502	
1887	13,203	4,236,765	12,947	4,125,171	15,854	2,909,147	15,931	2,819,415	48,733	9,138,156	
1888	15,675	4,623,503	15,132	4,574,297	16,595	3,039,985	16,901	2,979,520	50,929	9,789,806	
1889	14,155	4,611,392	14,389	4,685,209	18,406	3,365,103	18,107	3,392,517	52,927	10,219,856	
1890	15,722	5,215,476	15,402	5,112,809	20,608	4,067,921	20,693	4,049,894	60,550	11,690,636	
1891	15,548	5,273,935	15,773	5,421,261	19,000	4,098,434	19,008	4,009,018	64,178	12,835,774	
1892	15,672	5,475,999	15,289	5,276,975	17,058	4,081,605	17,324	3,857,866	62,606	12,935,782	
1893	13,691	5,371,618	13,856	5,236,993	17,952	4,136,484	17,682	3,794,439	60,524	12,794,532	
1894	14,297	5,775,810	14,043	5,504,726	18,306	4,864,029	19,360	4,208,516	60,421	13,876,293	
1895	14,158	5,575,657	13,718	5,401,172	16,539	4,222,713	15,874	3,901,421	60,308	13,234,015	
1896	15,291	5,895,360	14,511	5,563,464	18,135	5,323,260	17,047	5,088,389	63,215	14,049,916	
1897	13,701	6,091,433	13,393	5,919,547	16,694	4,716,845	16,601	6,646,108	63,989	14,439,736	
1898	14,190	6,365,802	13,597	6,219,683	18,777	5,951,705	17,483	6,208,926	73,211	15,471,070	
1899	13,909	6,733,151	13,212	6,503,903	20,163	5,986,132	19,533	6,196,924	71,377	15,929,325	
1900	14,607	7,262,721	13,939	6,912,400	21,699	6,438,924	21,195	6,300,050	73,503	17,245,694	
1901	13,752	7,514,732	12,953	7,028,330	20,814	5,720,575	20,313	5,766,171	71,804	17,927,959	
1902	15,339	7,603,034	14,967	7,128,454	23,585	7,595,741	23,822	7,698,175	81,243	21,245,649	
1903	14,278	8,050,516	14,054	7,790,659	30,819	9,107,386	30,575	8,706,482	83,251	23,259,970	
1904	14,985	8,143,856	15,059	7,682,849	21,110	8,122,839	20,516	7,252,661	79,331	23,412,880	
1905	13,926	7,993,770	13,871	7,594,685	20,760	7,970,290	21,433	8,719,075	77,290	22,655,604	
1906	15,282	8,895,353	14,534	7,948,076	22,646	9,352,653	22,525	8,536,090	78,584	23,543,604	
*1907	10,674	7,121,468	9,801	6,783,406	20,060	8,603,411	19,870	8,087,606	54,457	16,415,831	
1908	15,087	10,189,275	14,717	9,301,996	22,322	9,712,052	23,486	10,371,708	81,012	26,734,746	
1909	15,140	10,264,187	15,042	9,501,689	21,774	10,626,876	21,763	10,308,851	81,705	27,645,022	

* 9 months.

SESSIONAL PAPER No. 10c

Ferries) trading on the Lakes and Rivers between Canada and the United States reported from Canadian Ports during each Fiscal Year 1868 to 1909, inclusive.

IN COASTING TRADE.		RECAPITULATION—TOTAL VESSELS, ARRIVED AND DEPARTED.						FISCAL YEARS.
Departed.		Arrived.		Departed.		Totals.		
Vessels.	Tons.	Vessels.	Tons.	Vessels.	Tons.	Vessels.	Tons.	
		28,893	6,593,859	27,237	6,478,966	56,136	12,982,825	1868
		26,642	5,233,919	26,658	5,227,125	53,300	10,461,044	1869
		27,433	5,796,115	27,752	5,619,745	55,185	11,415,860	1870
		31,550	6,576,771	30,087	6,549,257	61,637	13,126,028	1871
		27,794	6,571,941	26,131	6,236,219	53,925	12,808,160	1872
		30,049	6,027,180	28,000	5,721,817	58,049	11,748,997	1873
		25,828	5,883,776	23,937	5,516,681	49,765	11,399,857	1874
		21,957	4,697,633	20,855	4,829,792	42,812	9,527,455	1875
		53,624	10,248,351	51,298	9,963,787	104,922	20,212,138	1876
		56,123	10,131,839	53,414	9,928,247	109,537	20,060,106	1877
		55,494	11,632,014	53,579	11,470,537	109,073	23,102,551	1878
		55,694	12,057,733	52,660	11,655,702	108,354	23,713,495	1879
		62,874	14,357,877	60,495	13,272,981	123,369	27,630,858	1880
		64,677	14,632,312	62,613	14,286,886	127,290	28,919,198	1881
		66,084	14,099,463	65,302	14,071,483	131,386	28,170,946	1882
		66,037	15,048,650	63,953	14,405,651	129,990	29,454,301	1883
		68,228	15,450,226	66,298	14,382,507	134,526	29,832,733	1884
		67,360	15,519,385	65,939	14,509,749	133,299	29,029,134	1885
		70,737	15,586,986	70,651	14,750,520	141,388	30,337,506	1886
		77,790	16,284,368	76,332	15,320,307	154,122	31,604,675	1887
		83,199	17,453,397	81,220	16,533,230	164,419	34,006,587	1888
		85,488	18,196,351	83,616	17,632,447	169,104	35,888,798	1889
		96,880	20,974,033	94,674	20,269,182	191,554	41,243,215	1890
		93,726	22,208,143	96,167	21,580,635	194,893	43,788,778	1891
		95,336	22,493,386	92,443	21,308,988	187,779	43,802,374	1892
		92,167	22,302,634	89,277	20,816,023	181,444	43,118,657	1893
		93,024	24,516,132	91,851	22,397,917	184,875	46,914,049	1894
		91,005	23,032,385	87,813	21,542,012	178,818	44,574,397	1895
		96,641	25,268,536	93,360	24,033,690	190,001	49,302,226	1896
		94,384	25,248,014	90,129	25,393,898	184,513	50,641,912	1897
		106,178	27,788,577	100,714	26,591,489	206,892	54,380,066	1898
		105,449	28,648,608	100,737	27,325,933	206,186	55,974,541	1899
		109,809	30,947,339	104,860	29,598,486	214,669	60,545,825	1900
		106,370	31,163,266	102,368	29,311,338	208,738	60,474,604	1901
		120,167	36,444,424	116,003	34,281,887	236,170	70,726,311	1902
		128,348	40,442,972	124,142	38,202,429	252,490	78,645,401	1903
		115,426	39,679,575	110,994	37,027,752	226,420	76,707,327	1904
		111,976	38,619,664	108,727	38,035,417	220,703	76,655,081	1905
		116,512	41,791,610	112,550	39,264,624	229,062	81,056,234	1906
		85,191	32,140,710	85,209	30,146,601	170,400	62,287,311	1907*
		118,421	46,636,073	112,428	43,468,793	230,849	90,104,866	1908
		118,619	48,536,085	112,205	44,835,716	230,824	93,371,801	1909

showing vessels entering trade prior to

9-10 EDWARD VII., A. 1910

STATEMENT showing the Number and Tonnage of Sea-going Vessels, Vessels (except Vessels employed in the Coasting Trade, distinguishing British from Foreign, which inclusive.

FISCAL YEARS.	SEA-GOING VESSELS.				VESSELS, EXCEPT FERRIES, EMPLOYED ON INLAND WATERS.				VESSELS EMPLOYED	
	British.		Foreign.		Canadian.		American.		British.	
	Vessels.	Tons.	Vessels.	Tons.	Vessels.	Tons.	Vessels.	Tons.	Vessels.	Tons.
1868	13,911	3,457,113	2,105	862,208	26,682	4,826,780	13,432	3,836,724	No returns given played in coast 1876.	
1869	16,311	3,811,405	2,940	1,185,160	22,967	3,576,867	11,082	1,887,612		
1870	15,863	3,942,392	2,652	1,142,481	24,558	4,030,768	12,112	2,300,219		
1871	16,562	3,916,322	3,366	1,199,711	26,558	5,068,831	15,151	2,941,164		
1872	16,151	4,356,664	4,105	1,590,040	21,505	3,758,138	12,164	3,063,318		
1873	16,870	4,323,003	4,727	1,762,532	22,491	3,126,579	13,961	2,536,883		
1874	12,191	3,945,822	5,562	2,105,539	19,279	2,814,654	12,733	2,533,842		
1875	11,075	3,571,803	4,530	1,757,405	15,325	2,235,829	11,882	1,962,418		
1876	11,149	3,530,936	5,614	2,379,828	15,392	2,184,790	11,192	1,815,645		
1877	11,918	4,113,610	5,842	2,531,212	15,431	2,207,832	13,522	2,238,590		
1878	11,801	4,223,219	5,715	2,461,165	18,003	2,955,331	12,508	2,415,175		
1879	11,914	3,891,754	5,087	2,196,796	18,122	3,314,829	12,718	2,243,433		
1880	13,209	4,437,145	5,161	2,349,569	22,858	4,985,753	11,648	1,805,378		
1881	14,810	5,391,617	5,954	2,712,720	20,592	4,029,027	12,197	1,669,068		
1882	14,690	5,057,129	6,448	2,879,433	22,252	3,830,109	12,230	1,613,211		
1883	14,694	4,887,237	6,814	3,085,540	20,041	3,950,692	13,281	1,847,266		
1884	15,123	5,138,212	7,220	3,346,089	19,464	4,058,738	13,349	1,815,987		
1885	13,731	4,596,208	7,461	3,048,407	18,926	4,849,856	11,033	1,590,241		
1886	14,365	4,884,908	7,006	3,159,663	18,153	4,116,674	12,804	1,807,987		
1887	15,580	4,971,728	10,570	3,390,708	18,059	3,931,523	13,726	1,797,039		
1888	17,144	5,188,712	13,663	4,009,091	19,567	4,320,402	13,929	1,699,103		
1889	16,326	4,932,673	12,218	4,363,928	21,543	5,036,438	14,970	1,721,182		
1890	17,366	5,325,952	13,758	5,002,333	24,527	6,000,194	16,774	2,117,621		
1891	17,148	5,314,544	14,173	5,380,652	22,002	5,724,339	16,006	2,383,113	124,067	24,442,627
1892	17,122	5,671,522	13,839	5,081,452	19,224	5,546,233	15,158	2,393,238	121,127	24,594,561
1893	16,693	5,970,840	10,854	4,637,771	19,612	5,108,226	16,022	2,822,697	116,927	24,267,129
1894	17,161	6,480,726	11,179	4,799,810	20,939	5,917,145	16,727	3,155,400	118,254	26,446,495
1895	16,124	6,048,248	11,752	4,928,581	16,866	5,196,811	15,547	2,927,323	117,202	25,205,133
1896	16,688	6,526,327	13,114	4,932,497	16,355	5,967,917	18,827	4,443,732	123,848	27,210,540
1897	14,958	7,281,607	12,136	4,729,373	14,171	4,913,143	19,124	6,449,810	123,502	27,117,121
1898	16,263	7,806,813	11,524	4,778,672	15,974	6,205,117	20,286	5,953,514	142,390	29,488,918
1899	15,773	8,517,913	11,348	4,719,141	20,536	7,417,067	19,160	4,765,989	138,613	30,318,178
1900	16,134	8,647,119	12,412	5,528,002	21,089	7,599,066	21,805	5,139,908	142,186	33,069,577
1901	14,225	8,369,671	12,480	6,173,391	20,301	6,862,951	20,826	4,623,795	138,302	33,310,477
1902	15,776	8,803,151	14,530	5,928,337	21,789	7,717,301	25,618	7,576,615	155,994	39,736,493
1903	15,929	9,839,356	12,403	6,001,819	20,252	8,397,372	41,142	9,416,496	159,829	43,432,106
1904	16,042	10,025,620	14,002	5,801,085	19,889	7,975,487	21,737	7,400,013	150,896	42,888,596
1905	15,893	10,304,486	11,904	5,283,969	18,450	8,777,613	23,743	7,911,752	148,124	42,801,236
1906	17,305	11,364,395	12,511	5,479,034	20,038	8,936,973	25,133	8,951,770	151,650	44,162,720
*1907	12,368	9,475,862	8,107	4,429,012	22,774	9,683,268	17,156	7,007,749	107,275	29,215,260
1908	16,918	12,936,175	12,886	6,555,096	18,233	9,111,186	27,575	10,972,574	151,873	47,356,413
1909	16,741	13,211,648	13,441	6,554,228	18,301	10,999,512	25,236	9,936,215	153,320	49,042,427

* 9 months.

SESSIONAL PAPER No. 10c

Ferries) trading on the Lakes and Rivers between Canada and the United States, and Arrived at and Departed from Canadian Ports during each Fiscal Year 1868 to 1909,

IN COASTING TRADE.		RECAPITULATION—TOTAL VESSELS, BRITISH AND FOREIGN.						FISCAL YEARS.
Foreign.		British.		Foreign.		Totals.		
Vessels.	Tons.	Vessels.	Tons.	Vessels.	Tons.	Vessels.	Tons.	
		40,593	8,283,893	15,537	4,698,932	56,130	12,982,825	1868
		39,278	7,388,272	14,022	3,072,772	53,300	10,461,044	1869
		40,421	7,973,160	14,764	3,442,700	55,185	11,415,860	1870
		43,120	8,985,153	18,517	4,140,875	61,637	13,126,028	1871
		37,656	8,154,802	16,269	4,653,358	53,925	12,808,160	1872
		39,361	7,449,582	18,688	4,299,415	58,049	11,748,997	1873
		31,470	6,760,476	18,295	4,639,381	49,765	11,399,857	1874
		26,400	5,807,632	16,412	3,719,823	42,812	9,527,455	1875
		87,909	15,823,836	17,013	4,388,302	104,922	20,212,138	1876
		89,940	15,156,880	19,597	4,903,226	109,537	20,060,106	1877
		90,390	18,096,084	18,683	5,006,467	109,073	23,102,551	1878
		90,235	19,151,383	18,119	4,562,112	108,354	23,713,495	1879
		106,301	23,333,001	17,068	4,297,857	123,369	27,630,858	1880
		108,763	24,366,551	18,527	4,552,647	127,290	28,919,198	1881
		112,418	23,536,843	18,968	4,634,103	131,386	28,170,946	1882
		109,556	24,335,941	20,434	5,118,360	129,990	29,454,301	1883
		113,630	24,480,888	20,896	5,351,845	134,526	29,832,733	1884
		114,577	25,252,896	18,722	4,776,238	133,299	30,029,134	1885
		121,144	25,205,714	20,244	5,131,792	141,388	30,337,506	1886
		128,293	26,008,484	25,829	5,596,191	154,122	31,604,675	1887
		136,047	27,992,253	28,372	6,014,334	164,419	34,006,587	1888
		140,971	29,486,877	28,133	6,401,921	169,104	35,888,798	1889
		159,675	33,761,551	31,879	7,481,664	191,554	41,243,215	1890
1,497	543,503	163,217	35,481,510	31,676	8,307,268	194,893	43,788,778	1891
1,309	515,368	157,473	35,812,316	30,306	7,990,058	187,779	43,802,374	1892
1,336	311,994	153,232	35,346,195	28,212	7,772,462	181,444	43,118,657	1893
615	114,473	156,354	38,844,366	28,521	8,069,683	184,875	46,914,049	1894
1,327	268,301	150,192	36,450,192	28,626	8,124,205	178,818	44,574,397	1895
1,169	221,213	156,891	39,704,784	33,110	9,597,442	190,001	49,302,226	1896
622	150,858	152,631	39,311,871	31,882	11,330,041	184,513	50,641,912	1897
455	145,032	174,627	43,500,848	32,265	10,879,218	206,892	54,380,066	1898
756	236,253	174,922	46,253,158	31,264	9,721,383	206,186	55,974,541	1899
1,043	562,153	179,409	49,315,762	35,260	11,230,063	214,669	60,545,825	1900
2,604	1,134,319	172,828	48,543,099	35,910	11,931,505	208,738	60,474,604	1901
2,463	964,414	193,559	56,256,945	42,611	14,469,366	236,170	70,726,311	1902
2,935	1,558,252	196,010	61,668,834	56,480	16,976,567	252,490	78,645,401	1903
3,854	2,616,526	186,827	60,889,703	39,593	15,817,624	226,420	76,707,327	1904
2,589	1,576,025	182,467	61,883,335	38,236	14,771,746	220,703	76,655,081	1905
2,425	2,161,342	188,993	64,464,083	40,069	16,592,146	229,062	81,056,234	1906
2,720	2,476,160	142,417	48,374,390	27,983	13,912,921	170,400	62,287,311	1907*
3,364	3,173,422	187,024	69,403,774	43,825	20,701,092	230,849	99,104,866	1908
3,585	3,627,771	188,562	73,253,587	42,262	20,118,214	230,824	93,371,801	1909

showing vessels em-
ing trade prior to

STATEMENT showing the Number and Tonnage of Sea-going Vessels, Vessels States, and Vessels employed in the Coasting Trade, distinguishing Steam from 1868 to 1909, inclusive.

FISCAL YEARS.	SEA-GOING VESSELS.				VESSELS, EXCEPT FERRIES, EMPLOYED ON INLAND WATERS.				VESSELS EMPLOYED	
	Steam.		Sail.		Steam.		Sail.		Steam.	
	Vessels.	Tons.	Vessels.	Tons.	Vessels.	Tons.	Vessels.	Tons.	Vessels.	Tons.
1868					17,282	6,385,444	22,832	2,278,060		
1869					13,165	3,342,142	20,884	2,122,337		
1870					14,356	3,944,028	22,314	2,386,939		
1871					16,862	5,262,574	24,847	2,747,421		
1872					12,720	4,334,180	20,949	2,527,276		
1873					12,594	2,949,199	23,858	2,714,263		
1874					11,645	2,906,867	20,367	2,441,629		
1875					11,421	2,377,241	15,786	1,821,006		
1876	2,993	2,224,782	13,770	3,685,982	11,208	2,187,677	15,376	1,812,758	25,752	6,806,888
1877	3,267	2,604,875	14,493	4,039,947	13,297	2,492,425	15,656	1,953,997	27,395	6,311,298
1878	3,226	2,450,338	14,290	4,234,046	14,401	3,311,237	16,110	2,059,269	26,206	8,371,853
1879	3,170	2,497,847	13,831	3,590,703	14,978	3,658,574	15,862	1,899,688	27,997	9,691,465
1880	3,740	3,274,117	14,630	3,512,597	15,662	4,025,672	18,844	2,765,439	36,437	11,371,401
1881	4,247	4,003,230	16,517	4,101,107	14,337	3,230,701	18,452	2,467,394	34,094	11,823,947
1882	4,802	4,214,914	16,330	3,721,648	15,523	3,169,953	18,959	2,273,367	37,732	12,193,554
1883	5,169	4,232,475	16,339	3,740,302	16,102	3,469,962	17,220	2,327,996	34,553	12,376,598
1884	5,512	4,635,468	16,831	3,848,833	16,457	3,533,194	16,356	2,341,531	33,586	12,156,690
1885	6,085	4,504,861	15,107	3,139,754	15,787	4,402,323	14,172	2,037,774	34,773	12,788,672
1886	5,742	4,759,730	15,629	3,284,841	16,968	3,912,436	13,989	2,012,225	36,435	12,734,162
1887	5,841	4,679,178	20,309	3,683,258	17,983	3,795,834	13,802	1,932,728	36,805	13,163,840
1888	6,535	5,715,346	24,272	3,482,457	17,686	3,885,896	15,810	2,133,609	41,466	14,677,255
1888.	6,910	6,040,934	21,634	3,255,667	20,798	4,551,436	15,715	2,206,184	42,336	15,635,515
1890	7,585	6,655,137	23,539	3,673,148	24,437	5,709,033	16,864	2,408,762	50,529	17,499,505
1891	8,410	7,074,399	22,911	3,620,797	23,049	5,859,280	14,959	2,248,172	58,047	19,651,689
1892	8,259	6,962,515	22,702	3,790,459	21,595	5,786,649	12,787	2,152,822	58,640	19,946,565
1893	7,818	6,961,144	19,729	3,647,467	23,570	5,939,407	12,064	1,991,516	59,032	19,863,455
1894	8,172	7,336,220	20,168	3,944,316	26,173	7,163,587	11,495	1,908,958	61,146	21,663,471
1895	9,239	7,553,813	18,637	3,423,016	22,934	6,437,329	9,479	1,686,805	60,375	20,864,874
1896	10,758	8,188,520	19,044	3,270,304	23,714	8,338,473	11,468	2,073,176	66,494	22,514,499
1897	9,780	8,727,480	17,314	3,283,500	22,615	9,403,884	10,680	1,959,069	64,102	21,977,406
1898	10,287	9,607,834	17,500	2,977,651	25,476	10,075,753	10,784	2,084,878	76,246	23,820,468
1899	10,424	10,487,724	16,697	2,749,330	29,492	10,176,221	10,204	2,006,835	75,313	24,315,688
1900	11,725	11,477,309	16,821	2,697,812	31,253	10,320,847	11,611	2,418,127	78,980	27,936,359
1901	12,489	11,973,396	14,216	2,569,666	31,691	9,452,953	9,436	2,033,793	81,128	28,119,533
1902	12,926	12,218,099	17,380	2,513,389	35,842	13,036,872	11,565	2,257,044	92,944	33,480,507
1903	12,413	13,343,733	15,919	2,497,442	49,253	15,079,589	12,141	2,734,279	101,700	38,277,444
1904	12,539	13,503,451	17,505	2,823,254	31,280	13,087,965	10,346	2,287,535	97,339	38,629,705
1905	12,143	13,308,267	15,654	2,280,188	30,317	13,799,225	11,846	2,890,140	95,587	38,036,744
1906	13,207	14,539,289	16,609	2,304,140	33,252	15,197,412	11,919	2,691,331	100,097	39,448,341
*1907	10,412	12,388,889	10,063	1,515,985	27,012	12,912,115	12,918	3,778,902	74,710	27,597,968
1908	15,076	17,500,837	14,728	1,990,434	32,851	17,320,500	12,957	2,763,260	104,527	42,856,730
1909	16,182	17,806,086	14,000	1,959,790	33,348	18,924,727	10,189	2,011,000	108,083	45,120,352

*9 months.

SESSIONAL PAPER No. 10c

(except Ferries) trading on the Lakes and Rivers between Canada and the United States, which Arrived at and Departed from Canadian Ports during each Fiscal Year

IN COASTING TRADE.		RECAPITULATION—TOTAL VESSELS, STEAM AND SAIL.						FISCAL YEARS.
Sail.		Steam.		Sail.		Totals.		
Vessels.	Tons.	Vessels.	Tons.	Vessels.	Tons.	Vessels.	Tons.	
.....								1868
.....								1869
.....								1870
.....								1871
.....								1872
.....								1873
.....								1874
.....								1875
.....								1876
.....								1877
.....								1878
.....								1879
.....								1880
.....								1881
.....								1882
.....								1883
.....								1884
.....								1885
.....								1886
.....								1887
.....								1888
.....								1889
.....								1890
.....								1891
.....								1892
.....								1893
.....								1894
.....								1895
.....								1896
.....								1897
.....								1898
.....								1899
.....								1900
.....								1901
.....								1902
.....								1903
.....								1904
.....								1905
.....								1906
.....								1907*
.....								1908
.....								1909
.....								1910

showing vessels em-
ing trade prior to 1876

9-10 EDWARD VII., A. 1910

STATEMENT showing the Number and Tonnage of Sea-going Vessels Entered

NATIONALITY.	1907 (9 mos.)							
	Entered.		Cleared.		Totals.		Entered.	
	No. of Vessels.	Tons Register.	No. of Vessels.	Tons Register.	No. of Vessels.	Tons Register.	No. of Vessels.	Tons Register.
Canadian	3,990	819,652	3,890	1,079,489	7,880	1,899,141	4,969	1,213,027
British	2,554	4,117,117	1,934	3,459,604	4,488	7,576,721	3,505	5,718,550
Argentine							2	1,694
Austrian	1	1,437	1	1,437	2	2,874	2	2,786
Belgian	2	2,123			2	2,123		
Brazilian								
Chilian	1	2,097	1	1,778	2	3,875	2	2,676
Chinese								
Cuban								
Danish	21	19,500		24,932	47	44,432	27	26,403
Dutch	2	3,887	3	4,602	5	8,489		
French	76	36,039	62	34,074	138	70,113	153	54,533
German	21	48,554	25	54,591	46	103,145	42	97,528
Italian	16	18,070	21	23,361	37	41,431	15	16,604
Japanese	41	157,578	41	155,580	82	313,158	52	205,337
Mexican								
Norwegian and Swedish	568	755,655	591	784,430	1,159	1,540,085	789	1,036,118
Peruvian	1	1,111	1	1,111	2	2,222		
Portuguese	1	115	1	115	2	230		
Russian	11	5,329	18	11,207	29	16,536	21	18,677
Spanish							3	4,823
St. Pierre								
United States	3,368	1,133,204	3,186	1,147,095	6,554	2,280,299	5,504	1,789,532
Uruguayan							1	987
Totals	10,674	7,121,468	9,801	6,783,406	20,475	13,904,874	15,087	10,189,275

SESSIONAL PAPER No. 10c

at and cleared from Canadian Ports during each Fiscal Year 1907, 1908 and 1909.

1908.				1909.					
Cleared.		Totals.		Entered.		Cleared.		Totals.	
No. of Vessels.	Tons Register.	No. of Vessels.	Tons Register.	No. of Vessels.	Tons Register.	No. of Vessels.	Tons Register.	No. of Vessels.	Tons Register.
5,593	1,393,633	10,562	2,606,660	5,277	1,299,564	5,669	1,596,714	10,946	2,806,278
2,851	4,610,965	6,356	10,329,515	3,094	5,710,294	2,701	4,695,166	5,795	10,495,370
2	1,977	4	3,671						
1	1,716	3	4,502	3	5,502	4	7,572	7	13,074
1	296	1	296	1	1,249			1	1,249
1	1,338	3	4,014	1	1,810	2	3,066	3	4,876
29	28,401	56	54,804	45	67,342	40	55,875	85	123,217
				6	18,758	5	16,479	11	35,228
170	55,685	323	110,218	150	69,362	165	104,853	315	174,215
43	100,316	85	197,844	38	90,116	36	86,073	74	176,189
15	15,640	30	32,244	19	21,015	19	21,452	38	42,467
52	205,249	104	410,586	53	207,216	51	198,552	104	405,768
2	470	2	470						
816	1,100,427	1,605	2,136,545	669	961,193	707	995,089	1,376	1,956,282
1	153	1	153						
16	18,112	7	36,789	21	13,021	23	16,496	44	29,517
4	7,879	37	12,702	2	4,740	3	5,939	5	10,679
5,120	1,759,739	10,624	3,549,271	5,761	1,793,095	5,617	1,788,372	11,378	3,581,467
		1	987						
14,717	9,301,996	29,804	19,491,271	15,140	10,264,187	15,042	9,501,689	30,182	19,765,876

9-10 EDWARD VII., A. 1910

STATEMENT showing the Number and Tonnage of British (including Canadian) and Canadian Ports during each Fiscal

NATIONALITY.	1907 (9 mos.)							
	Entered.		Cleared.		Totals.		Entered.	
	No. of Vessels.	Tons Register.	No. of Vessels.	Tons Register.	No. of Vessels.	Tons Register.	No. of Vessels.	Tons Register.
British and Canadian—								
Steam	3,107	4,537,257	2,861	4,140,064	5,968	8,677,321	4,254	6,434,744
Sail	3,437	399,512	2,963	399,029	6,406	798,541	4,220	496,833
Totals	6,544	4,936,769	5,824	4,539,093	12,368	9,475,862	8,474	6,931,577
Foreign—								
Steam	2,350	1,854,719	2,094	1,856,849	4,444	3,711,568	3,625	2,787,444
Sail	1,780	329,986	1,883	387,464	3,663	717,444	2,988	470,254
Totals	4,130	2,184,699	3,977	2,244,313	8,107	4,429,012	6,613	3,257,698
Totals—								
Steam	5,457	6,391,976	4,955	5,996,913	10,412	12,388,889	7,879	9,222,188
Sail	5,217	729,492	4,846	786,493	10,063	1,515,985	7,208	967,087
Totals	10,674	7,121,468	9,801	6,783,406	20,475	13,904,874	15,087	10,189,275

SESSIONAL PAPER No. 10c

Foreign Sea-going Vessels, (both Steam and Sail) Entered at and Cleared from Year 1907, 1908 and 1909.

1908.				1909.					
Cleared.		Totals.		Entered.		Cleared.		Totals.	
No. of Vessels.	Tons Register.	No. of Vessels.	Tons Register.	No. of Vessels.	Tons Register.	No. of Vessels.	Tons Register.	No. of Vessels.	Tons Register.
3,865	5,421,029	8,119	11,855,773	4,429	6,438,547	4,260	5,734,609	8,689	12,173,156
4,579	583,569	8,799	1,080,402	3,942	571,221	4,110	467,271	8,052	1,038,492
8,444	6,004,598	16,918	12,936,175	8,371	7,009,768	8,370	6,201,880	16,741	13,211,648
3,332	2,857,620	6,957	5,645,064	3,820	2,790,249	3,673	2,842,681	7,493	5,632,930
2,941	439,778	5,929	910,032	2,949	464,170	2,999	457,128	5,948	921,298
6,273	3,297,398	12,886	6,555,096	6,769	3,254,419	6,672	3,299,809	13,441	6,554,228
7,197	8,278,649	15,076	17,500,837	8,249	9,228,796	7,933	8,577,290	16,182	17,806,086
7,520	1,023,347	14,728	1,990,434	6,891	1,035,391	7,109	924,399	14,000	1,959,790
14,717	9,301,996	29,804	19,491,271	15,140	10,264,187	15,042	9,501,689	30,182	19,765,876

9-10 EDWARD VII., A. 1910

STATEMENT showing the Number and Tonnage of Sea-going Vessels (both Steam during each Fiscal Year

PORTS.	1907 (9 mos.)							
	Entered.		Cleared.		Totals.		Entered.	
	No. of Vessels.	Tons Register.	No. of Vessels.	Tons Register.	No. of Vessels.	Tons Register.	No. of Vessels.	Tons Register.
Charlottetown, P.E.I.—								
Steam.....	31	40,752	60	61,182	91	101,934	40	43,484
Sail.....	17	2,979	6	466	23	3,445	31	4,123
Totals.....	48	43,731	66	61,648	114	105,379	71	47,607
Chatham, N.B.—								
Steam.....	20	32,361	21	32,293	41	64,654	18	31,549
Sail.....	18	5,673	21	6,759	39	12,432	14	8,100
Totals.....	38	38,034	42	39,052	80	77,086	32	39,649
Union Bay, B.C.—								
Steam.....	101	161,251	105	178,578	206	339,829	95	175,638
Sail.....	14	16,715	19	22,912	33	39,627	8	12,040
Totals.....	115	177,966	124	201,490	239	379,456	103	187,678
Halifax, N.S.—								
Steam.....	406	702,391	389	668,502	795	1,370,893	509	1,014,027
Sail.....	416	62,063	316	45,021	732	107,084	556	62,397
Totals.....	822	764,454	705	713,523	1,527	1,477,977	1,065	1,076,424
Hillsboro, N.B.—								
Steam.....	41	33,069	41	33,069	82	66,138	50	41,912
Sail.....	17	5,338	17	5,338	34	10,676	19	5,682
Totals.....	58	38,407	58	38,407	116	76,814	69	47,594
Louisbourg, N.S.—								
Steam.....	124	234,951	138	274,925	262	509,876	173	348,188
Sail.....	71	5,081	78	6,104	149	11,185	124	10,208
Totals.....	195	240,032	216	281,029	411	521,061	297	358,396
Montreal, Que.—								
Steam.....	284	930,542	283	926,965	567	1,857,507	397	1,362,563
Sail.....	3	627	2	1,021	5	1,648	2	1,409
Totals.....	287	931,169	285	927,986	572	1,859,155	399	1,363,972
Nanaimo, B.C.—								
Steam.....	138	158,910	278	176,051	416	334,961	272	295,640
Sail.....	5	5,479	5	5,026	10	10,505	16	13,836
Totals.....	143	164,389	283	181,077	426	345,466	288	309,476
Newcastle, N.B.—								
Steam.....	9	13,356	8	11,984	17	25,340	10	16,042
Sail.....	17	8,671	29	13,859	46	22,530	14	8,107
Totals.....	26	22,027	37	25,843	63	47,870	24	24,149
North Sydney, N.S.—								
Steam.....	196	120,395	209	140,632	405	261,027	313	211,525
Sail.....	415	31,478	286	30,492	701	61,970	479	38,889
Totals.....	611	151,873	495	171,124	1,106	322,997	792	250,414

SESSIONAL PAPER No. 10c

and Sail). Entered at and Cleared from the following Principal Ports in Canada 1907, 1908 and 1909.

1908.				1909.					
Cleared.		Totals.		Entered.		Cleared.		Totals.	
No. of Vessels.	Tons Register.	No. of Vessels.	Tons Register.	No. of Vessels.	Tons Register.	No. of Vessels.	Tons Register.	No. of Vessels.	Tons Register.
66	63,200	106	106,684	29	31,438	57	54,791	86	86,229
18	917	49	5,040	34	5,433	34	2,213	68	7,646
84	64,117	155	111,724	63	36,871	91	57,004	154	93,875
30	51,655	48	83,204	47	81,529	53	89,323	100	170,852
12	6,004	26	14,101	9	5,788	13	6,380	22	12,168
42	57,659	74	97,308	56	87,317	66	95,703	122	183,020
91	175,447	186	351,085	94	153,768	95	213,380	189	367,148
11	14,815	19	26,855	9	10,621	5	7,023	14	17,644
102	190,262	205	377,940	103	164,389	100	220,403	203	384,792
456	915,129	965	1,929,156	527	1,103,536	505	1,063,522	1,032	2,167,058
589	63,353	1,145	125,750	470	69,166	498	62,498	968	131,664
1,045	978,482	2,110	2,054,906	997	1,172,702	1,003	1,126,020	2,000	2,298,722
55	47,112	105	89,024	36	30,238	36	30,238	72	60,476
15	5,565	34	11,277	14	5,524	14	5,524	28	11,048
70	52,677	139	100,271	50	35,762	50	35,762	100	71,524
186	362,905	359	711,093	110	168,297	107	177,837	217	346,134
129	10,358	253	20,565	154	12,407	158	11,522	312	23,929
315	373,263	612	731,659	264	180,704	265	189,359	529	370,063
377	1,325,199	774	2,687,762	385	1,355,882	386	1,360,379	771	2,716,261
.....	2	1,409	2	2,066	1	1,310	3	3,376
377	1,325,199	776	2,689,171	387	1,357,948	387	1,361,689	774	2,719,637
463	359,103	735	654,743	286	257,189	507	310,086	793	567,275
37	19,571	53	33,407	22	19,129	63	28,748	85	47,877
500	378,674	788	688,150	308	276,318	570	338,834	878	615,152
14	20,757	24	36,799	4	7,306	7	11,734	11	19,040
23	10,619	37	18,726	13	8,680	27	12,361	40	21,041
37	31,376	61	55,525	17	15,986	34	24,095	51	40,081
308	215,036	621	426,561	313	187,266	343	240,856	656	428,122
336	27,966	815	66,855	540	57,345	307	31,041	847	88,386
644	243,002	1,436	493,416	853	244,611	650	271,897	1,503	516,508

9-10 EDWARD VII., A. 1910

STATEMENT showing the Number and Tonnage of Sea-

PORTS.	1907 (9 mos.)							
	Entered.		Cleared.		Totals.		Entered.	
	No. of Vessels.	Tons Register.	No. of Vessels.	Tons Register.	No. of Vessels.	Tons Register.	No. of Vessels.	Tons Register.
Parrsboro, N.S.—								
Steam.....	23	23,019	26	28,847	49	51,866	37	34,406
Sail.....	35	8,466	22	9,179	57	17,645	168	42,885
Totals.....	58	31,485	48	38,026	106	69,511	205	77,291
Quebec, Que.—								
Steam.....	208	847,156	132	494,203	340	1,341,359	316	1,246,121
Sail.....	32	10,521	30	12,115	62	22,636	23	2,837
Totals.....	240	857,677	162	506,318	402	1,363,995	333	1,248,958
St. Andrews, N.B.—								
Steam.....	233	26,361	234	25,873	467	52,234	369	32,003
Sail.....	166	4,065	145	1,492	311	5,557	158	4,624
Totals.....	399	30,426	379	27,365	778	57,791	527	36,627
St. John, N.B.—								
Steam.....	339	747,090	247	531,654	586	1,278,744	393	978,297
Sail.....	677	78,574	692	77,819	1,369	156,393	940	105,319
Totals.....	1,016	825,664	939	609,473	1,955	1,435,137	1,333	1,083,616
Sydney, N.S.—								
Steam.....	161	301,385	152	287,974	313	589,359	205	361,361
Sail.....	33	7,179	132	7,655	165	14,834	59	7,414
Totals.....	194	308,564	284	295,629	478	604,193	264	368,775
Vancouver, B.C.—								
Steam.....	686	517,947	629	488,618	1,315	1,006,565	1,286	956,934
Sail.....	43	26,690	33	26,306	76	52,906	50	37,896
Totals.....	729	544,637	662	514,924	1,391	1,059,471	1,336	994,830
Victoria, B.C.—								
Steam.....	846	929,139	844	868,118	1,690	1,797,257	1,130	1,348,669
Sail.....	44	32,342	35	26,758	79	59,095	51	29,139
Totals.....	890	961,481	879	894,871	1,769	1,856,352	1,181	1,377,808
Yarmouth, N.S.—								
Steam.....	156	112,610	155	112,014	311	224,624	215	149,652
Sail.....	395	33,017	360	33,075	755	66,092	521	50,902
Totals.....	551	145,627	515	145,089	1,066	290,716	736	200,554
Other ports—								
Steam.....	1,455	459,291	1,004	655,431	2,459	1,114,722	2,057	574,177
Sail.....	2,799	384,624	2,618	453,101	5,417	839,725	3,975	521,280
Totals.....	4,254	843,915	3,622	1,110,532	7,876	1,954,447	6,032	1,095,457
Total ports—								
Steam.....	5,457	6,391,976	4,955	5,996,913	10,412	12,388,889	7,879	9,222,188
Sail.....	5,217	729,492	4,846	786,493	10,063	1,517,985	7,208	967,087
Totals.....	10,674	7,121,468	9,801	6,783,406	20,475	13,904,874	15,087	16,189,275

SESSIONAL PAPER No. 10c

going Vessels (both Steam and Sail)—*Concluded.*

1908.				1909.					
Cleared.		Totals.		Entered.		Cleared.		Totals.	
No. of Vessels.	Tons Register.	No. of Vessels.	Tons Register.	No. of Vessels.	Tons Register.	No. of Vessels.	Tons Register.	No. of Vessels.	Tons Register.
38	32,085	75	66,491	34	35,641	31	32,697	65	68,338
201	50,583	369	93,468	98	27,202	120	36,181	218	63,383
239	82,668	444	159,959	132	62,843	151	68,878	283	131,721
147	532,545	457	1,778,666	305	1,236,663	137	548,355	442	1,785,018
21	7,369	44	10,206	29	7,717	17	10,019	46	17,736
168	539,914	501	1,788,872	334	1,244,380	154	558,374	488	1,802,754
367	32,553	736	64,556	575	37,836	561	33,685	1,136	71,521
139	1,821	297	6,445	231	5,218	210	2,444	441	7,662
506	34,374	1,033	71,001	806	43,054	771	36,129	1,577	79,183
283	667,521	676	1,645,818	366	934,569	286	587,154	652	1,521,723
953	108,009	1,893	213,319	876	103,710	1,040	99,948	1,916	293,658
1,236	775,521	2,569	1,859,137	1,242	1,033,279	1,326	687,102	2,568	1,725,381
251	424,392	456	785,753	213	377,805	195	328,363	408	706,168
202	14,632	261	22,046	35	4,615	246	16,822	281	20,937
453	439,024	717	807,799	248	382,420	441	344,685	689	727,105
1,268	1,010,286	2,554	1,967,220	1,477	1,265,018	1,603	1,304,977	3,080	2,569,995
166	40,127	216	78,023	56	26,459	53	20,339	109	46,798
1,434	1,050,413	2,770	2,045,243	1,533	1,291,477	1,656	1,325,316	3,189	2,616,793
1,118	1,287,679	2,248	2,636,348	1,187	1,339,311	1,214	1,404,860	2,401	2,744,171
43	30,506	94	59,639	22	14,508	15	10,894	37	25,402
1,161	1,318,179	2,342	2,695,987	1,209	1,353,819	1,229	1,415,754	2,438	2,769,573
246	186,809	461	336,461	174	124,699	175	124,913	349	249,612
475	21,186	996	72,088	450	39,812	464	34,203	914	74,015
721	207,995	1,457	408,549	624	164,511	639	159,116	1,263	323,627
1,433	569,236	3,490	1,143,413	2,087	500,805	1,635	680,140	3,722	1,160,945
4,150	589,961	8,125	1,111,241	3,827	609,991	3,824	525,429	7,651	1,135,420
5,583	1,159,197	11,615	2,254,634	5,914	1,110,796	5,459	1,185,569	11,373	2,236,395
7,197	8,278,649	15,076	17,500,837	8,249	9,228,796	7,933	8,577,290	16,182	17,806,086
7,520	1,023,347	14,728	1,990,434	6,891	1,035,391	7,109	924,399	14,000	1,959,790
14,717	9,301,996	29,804	19,491,271	15,140	10,264,187	15,042	9,501,689	30,182	19,765,876

9-10 EDWARD VII., A. 1910

STATEMENT showing the Number and Tonnage of Vessels (both Steam and Sail) Trading which Arrived at and Departed from Canadian Ports

NATIONALITY.	1907 (9 mos.)							
	Arrived.		Departed.		Totals.		Arrived.	
	No. of Vessels.	Tons Register.	No. of Vessels.	Tons Register.	No. of Vessels.	Tons Register.	No. of Vessels.	Tons Register.
Canadian—								
Steam.....	8,863	3,962,273	8,168	3,391,970	17,031	7,354,243	7,956	4,293,542
Sail.....	2,856	1,155,587	2,887	1,173,438	5,743	2,329,025	1,079	249,764
Totals.....	11,719	5,117,860	11,055	4,565,408	22,774	9,683,268	9,035	4,453,306
United States—								
Steam.....	4,997	2,782,970	4,984	2,774,902	9,981	5,557,872	8,459	4,188,702
Sail.....	3,344	792,581	3,831	747,296	7,175	1,449,877	4,828	1,070,044
Totals.....	8,341	3,485,551	8,815	3,522,198	17,156	7,007,749	13,287	5,258,746
Totals—								
Steam.....	13,860	6,745,243	13,152	6,166,872	27,012	12,912,115	16,415	8,392,244
Sail.....	6,200	1,858,168	6,718	1,920,734	12,918	3,778,902	5,907	1,319,808
Totals.....	20,060	8,603,411	19,870	8,687,606	39,930	16,691,017	22,322	9,712,052

SESSIONAL PAPER No. 10c

on the Lakes and Rivers between Canada and the United States, not including Ferries, during each Fiscal Year 1907, 1908 and 1909.

1908.				1909.					
Departed.		Totals.		Arrived.		Departed.		Totals.	
No. of Vessels.	Tons Register.	No. of Vessels.	Tons Register.	No. of Vessels.	Tons Register.	No. of Vessels.	Tons Register.	No. of Vessels.	Tons Register.
7,986	4,355,872	15,942	8,559,414	8,698	5,587,434	7,900	5,011,499	16,598	10,598,933
1,212	302,008	2,291	551,772	822	194,378	881	206,201	1,703	490,579
9,198	4,657,880	18,233	9,111,186	9,520	5,781,812	8,781	5,217,700	18,301	10,999,512
8,450	4,572,384	16,909	8,761,086	8,353	4,087,591	8,397	4,238,203	16,750	8,325,794
5,838	1,141,444	10,666	2,211,488	3,901	757,473	4,585	852,948	8,486	1,610,421
14,288	5,713,828	27,575	10,972,574	12,254	4,845,064	12,982	5,091,151	25,236	9,936,215
16,436	8,928,256	32,851	17,320,500	17,051	9,675,025	16,297	9,249,702	33,348	18,924,727
7,050	1,443,452	12,957	2,763,260	4,723	951,851	5,466	1,059,149	10,189	2,011,000
23,486	10,371,708	45,808	20,083,760	21,774	10,626,876	21,763	10,308,851	43,537	20,933,727

9-10 EDWARD VII., A. 1910

STATEMENT showing the Number and Tonnage of Vessels (both Steam and Sail)
Canadian ports during each Fiscal

NATIONALITY.	1907 (9 mos.)							
	Arrived.		Departed.		Totals.		Arrived.	
	No. of Vessels.	Tons Register.	No. of Vessels.	Tons Register.	No. of Vessels.	Tons Register.	No. of Vessels.	Tons Register.
British and Canadian—								
Steam	35,690	13,212,481	37,300	12,116,733	72,990	25,329,214	54,368	21,314,515
Sail.	17,342	1,977,120	16,943	1,908,926	34,285	3,886,046	24,845	3,781,927
Totals.	53,032	15,189,601	54,243	14,025,659	107,275	29,215,260	79,213	25,096,442
Foreign—								
Steam	822	1,112,684	898	1,156,070	1,720	2,268,754	1,198	1,535,801
Sail.	603	113,546	397	93,860	1,000	207,406	601	102,503
Totals.	1,425	1,226,230	1,295	1,249,930	2,720	2,476,160	1,799	1,638,304
Totals—								
Steam	36,512	14,325,165	38,198	13,272,803	74,710	27,597,968	55,566	22,850,316
Sail.	17,945	2,090,666	17,340	2,002,786	35,285	4,093,452	25,446	3,884,430
Totals.	54,457	16,415,831	55,538	15,275,589	109,995	31,691,420	81,012	26,734,746

SESSIONAL PAPER No. 10c

Employed in the Coasting Trade of Canada, which Arrived at and Departed from Year 1907, 1908 and 1909.

1908.				1909.					
Departed.		Totals.		Arrived.		Departed.		Totals.	
No. of Vessels.	Tons Register.	No. of Vessels.	Tons Register.	No. of Vessels.	Tons Register.	No. of Vessels.	Tons Register.	No. of Vessels.	Tons Register.
47,846	18,549,764	102,214	39,864,279	55,984	22,295,771	48,970	19,294,280	104,954	41,590,051
24,814	3,710,207	49,659	7,492,134	24,347	3,742,621	24,219	3,769,755	48,566	7,452,376
72,660	22,259,971	151,873	47,356,413	80,331	26,038,392	73,189	23,064,035	153,520	49,042,427
1,115	1,456,650	2,313	2,992,451	1,217	1,564,662	1,912	1,965,839	3,129	3,530,501
450	78,468	1,051	180,971	157	41,968	299	55,302	456	97,270
1,565	1,535,118	3,364	3,173,422	1,374	1,606,630	2,211	2,021,141	3,585	3,627,771
48,961	20,006,414	104,527	42,856,739	57,201	23,860,433	50,882	21,260,119	108,083	45,120,552
25,264	3,788,675	50,710	7,673,105	24,504	3,784,589	24,518	3,765,057	49,022	7,549,646
74,225	23,795,089	155,237	50,529,835	81,705	27,645,022	75,400	25,025,176	157,105	52,670,198

9-10 EDWARD VII., A. 1910

R E C A P I T U

STATEMENT showing the Number and Tonnage of Vessels, including those Employed on Ports during each Fiscal

NATIONALITY.	1907 (9 mos.)							
	Arrived.		Departed.		Totals.		Arrived.	
	No. of Vessels.	Tons Register.	No. of Vessels.	Tons Register.	No. of Vessels.	Tons Register.	No. of Vessels.	Tons Register.
Sea-going vessels—								
British and Canadian	6,544	4,936,769	5,824	4,539,093	12,368	9,475,862	8,474	6,931,577
Foreign	4,130	2,184,699	3,977	2,244,313	8,107	4,429,012	6,613	3,257,698
Totals	10,674	7,121,468	9,801	6,783,406	20,475	13,904,874	15,087	10,189,275
Vessels trading on lakes and rivers between Canada and the United States—								
Canadian	11,719	5,117,869	11,055	4,565,408	22,774	9,683,268	9,035	4,453,306
United States	8,341	3,485,551	8,815	3,522,198	17,156	7,007,749	13,287	5,258,746
Totals	20,060	8,603,411	19,870	8,087,606	39,930	16,691,017	22,322	9,712,052
Vessels employed in the coasting trade—								
British and Canadian	53,032	15,189,601	54,243	14,025,659	107,275	29,215,260	79,213	25,096,442
Foreign	1,425	1,226,230	1,295	1,249,930	2,720	2,476,160	1,799	1,638,304
Totals	54,457	16,415,831	55,538	15,275,589	109,995	31,691,420	81,012	26,734,746
Recapitulation—								
British and Canadian	71,295	25,244,230	71,122	23,130,160	142,417	48,374,390	96,722	36,481,325
Foreign	13,896	6,896,480	14,087	7,016,441	27,983	13,912,921	21,699	10,154,748
Totals	85,191	32,140,710	85,209	30,146,601	170,400	62,287,311	118,421	46,636,073

SESSIONAL PAPER No. 10c

L A T I O N.

Inland Waters, not including Ferries, which Arrived at and Departed from Canadian Year 1907, 1908 and 1909.

1908.				1909.					
Departed.		Totals.		Arrived.		Departed.		Totals.	
No. of Vessels.	Tons Register.	No. of Vessels.	Tons Register.	No. of Vessels.	Tons Register.	No. of Vessels.	Tons Register.	No. of Vessels.	Tons Register.
8,444	6,004,598	16,918	12,936,175	8,371	7,009,768	8,370	6,201,880	16,741	13,211,648
6,273	3,297,398	12,886	6,555,096	6,769	3,254,419	6,672	3,299,809	13,441	6,554,228
14,717	9,301,996	29,804	19,491,271	15,140	10,264,187	15,042	9,501,689	30,182	19,765,876
9,198	4,657,880	18,233	9,111,186	9,520	5,781,812	8,781	5,217,700	18,301	10,999,512
14,288	5,713,828	27,575	10,972,574	12,254	4,845,064	12,982	5,091,151	25,236	9,936,215
23,486	10,371,708	45,808	20,083,760	21,774	10,626,876	21,763	10,308,851	43,537	20,935,727
72,660	22,259,971	151,873	47,356,413	80,331	26,038,392	73,189	23,004,035	153,520	49,042,427
1,565	1,535,118	3,364	3,173,422	1,374	1,606,630	2,211	2,021,141	3,585	3,627,771
74,225	23,795,089	155,237	50,529,835	81,705	27,645,022	75,400	25,025,176	157,105	52,670,198
90,302	32,922,449	187,024	69,403,774	98,222	38,829,972	90,340	34,423,615	188,562	73,253,587
22,126	10,546,344	43,825	20,701,092	20,397	9,706,113	21,865	10,412,101	42,262	20,118,214
112,428	43,468,793	230,849	90,104,866	118,619	48,536,085	112,205	44,835,716	230,824	93,371,801

TRADE COMMISSIONER SERVICE.

CONTINUED EXTENSION DURING THE YEAR.

The Canadian Trade Commissioner Service now comprises eighteen Trade Commissioners and six Commercial agents, an increase of three during the year. The policy of gradual extension has been continued in that three new offices were opened, viz., in Belfast, Ireland; Havana, Cuba, and a special Trade Commissionership created with jurisdiction in Holland, Denmark and Germany. These appointments were filled respectively by Mr. F. A. C. Bickerdike, Mr. E. S. Kirkpatrick and Mr. W. T. R. Preston, lately transferred from Yokohama, Japan.

Owing to the death of the late Mr. Alex. J. McLean at Shanghai, at least one additional appointment and several transfers were made. Mr. J. B. Jackson was moved from Leeds to the post left vacant by Mr. McLean's death, Mr. J. M. Mussen being gazetted in his place. Mr. G. A. Harris succeeded Mr. Preston at Yokohama.

LIST of Canadian Trade Commissioners and Commercial Agents with location and date of appointment.

Name.	Date of Birth.	Date of First Appointment.	Present Location.
TRADE COMMISSIONERS.			
E. D. Arnaud	Oct. 20, 1847	Feb. 15, 1905	Bristol, England.
F. A. C. Bickerdike	Dec. 27, 1871	Jan. 19, 1909	Belfast, Ireland.
John A. Chesley	May 10, 1845	Feb. 8, 1907	Cape Town, South Africa.
A. W. Douly	May 6, 1866	Jan. 1, 1905	Mexico, Mex.
W. G. Fischer	May 16, 1841	Nov. 1, 1908	Glasgow, Scotland.
E. H. S. Flood	Mar. 20, 1855	Dec. 10, 1907	Barbados, B. W. I.
G. A. Harris	Dec. 15, 1880	Mar. 22, 1909	Yokohama, Japan.
J. B. Jackson	Mar. 24, 1856	Nov. 1, 1903	Shanghai, China.
E. S. Kirkpatrick	May 1, 1909	Havana, Cuba.
J. S. Larke	May 28, 1840	Aug. 25, 1894	Sydney, Australia.
W. A. MacKimmon	Feb. 28, 1874	July 15, 1904	Birmingham, England.
P. B. MacNamara	April 6, 1849	Nov. 1, 1903	Manchester, England.
J. M. Mussen	Dec. 17, 1863	Aug. 1909	Leeds, England.
A. Poindron	Mar. 26, 1861	Aug. 29, 1902	Paris, France.
H. R. Poussette	Aug. 8, 1872	Dec. 21, 1908	Durban, Natal.
W. T. R. Preston	Sept. 6, 1853	Aug. 31, 1906	— — —, Holland.
J. E. Ray	May 8, 1873	Dec. 21, 1908	St. John's, Nfld.
D. H. Ross	April 20, 1864	Mar. 7, 1903	Melbourne, Australia.
COMMERCIAL AGENTS.			
R. Bryson	Jan. 1, 1896	St. John, Antigua, B. W. I.
R. H. Curry	Dec. 15, 1908	Nassau, Bahamas, B. W. I.
E. A. H. Haggart	Nov. 1, 1907	Kingston, Jamaica, B. W. I.
S. L. Horsford	Mar. 3, 1892	St. Kitts, B. W. I.
C. E. Sontum	May. 10, 1893	Christiania, Norway.
Edgar Tripp	Mar. 3, 1892	Port of Spain, Trinidad, B.W.I.

SESSIONAL PAPER No. 10c

WEEKLY REPORT.

SCOPE OF REPORT BROADENED.

The Weekly Report continues as a valuable medium for disseminating the information furnished to the department by the Trade Commissioners and Commercial Agents. In addition to the reports sent regularly by the various offices of the service, an effort has been made to increase its usefulness by directing the investigations of the Trade Commissioners along lines suggested by the department with respect to different phases of trade development and then publishing the results of these inquiries simultaneously. All items of interest to manufacturers and exporters which pass through the department are also condensed for publication.

There are now 3,300 copies sent out weekly to every part of the Dominion. This represents an increase in circulation of 350 during the year, or over 800 in two years. This publication is mailed to applicants in Canada free of charge.

TRADE INQUIRIES RECEIVED.

Statement showing the number of trade inquiries received from Canadian Trade Commissioners and Commercial Agents and other sources at the Department of Trade and Commerce, and published in departmental reports during the calendar years 1898 to 1909, inclusive.

Year.	—	No.	Monthly Averages.	Year.	—	No.	Monthly Averages.
1898..		19	1·58	1904..		566	47·16
1899..		167	13·91	1905..		819	68·25
1900..		390	32·50	1906..		1,664	138·66
1901..		319	26·58	1907..		1,816	151·33
1902..		330	27·50	1908..		2,108	175·66
1903..		470	39·16	*1909..		1,926	160·5

TRADE INQUIRY ADDRESSES FURNISHED.

Statement showing the number of addresses to trade inquiries furnished upon application to readers of Trade and Commerce reports for the same period as above.

Year.	—	No.	Monthly Average.
1898..	(Quarterly Report published)		
1899..	(Monthly Report published)	5	
1900..	" " "	90	7·5
1901..	" " "	79	6·58
1902..	" " "	134	11·16
1903..	" " "	151	12·58
1904..	(Weekly Report published)	1,164	97·00
1905..	" " "	2,985	248·75
1906..	" " "	8,960	746·65
1907..	" " "	9,594	799·50
1908..	" " "	9,776	798·00
*1909..	" " "	8,767	730·6

* Estimated only, from monthly average until August, 1909.

DOMINION OF CANADA

REPORT

OF THE

DEPARTMENT OF TRADE AND COMMERCE

FOR THE

FISCAL YEAR ENDED MARCH 31

1909

PART V

GRAIN STATISTICS

INCLUDING THE CROP YEAR ENDED AUGUST 31, 1909, AND THE SEASON OF
NAVIGATION ENDED DECEMBER 10, 1909

PRINTED BY ORDER OF PARLIAMENT



OTTAWA

PRINTED BY CHARLES HENRY PARMELEE, PRINTER TO THE KING'S MOST
EXCELLENT MAJESTY

1910

GENERAL INDEX

PART I.—CANADIAN TRADE:—

Imports into and Exports from Canada.
(Itemized and General Statements.)

PART II.—CANADIAN TRADE:—

1. With France.
2. With Germany.
3. With United Kingdom.
4. With United States.

PART III.—CANADIAN TRADE:—

With Foreign Countries.
(Except France, Germany, United Kingdom and United States.)

PART IV.—CANADIAN TRADE:—

MISCELLANEOUS INFORMATION—

1. Annuities.
2. Bounties.
3. Chinese Immigration.
4. Lumber and Staple Products.
5. Revenue and Expenditure of Department of Trade and Commerce.
6. Statistical Record of the Progress of Canada.
7. Tonnage Tables.
8. Trade Commissioner Service.

PART V.—Grain Statistics.

PART VI.—Subsidized Steamship Services.

PART VII.—Trade of Foreign Countries and Treaties and Conventions.

NOTE.—The above parts will not necessarily be issued in the order indicated.

TABLE OF CONTENTS.

PART V.

GRAIN STATISTICS.

Table No.		PAGE.
1.	Wheat and other Grain Inspected and Fees collected, 1909.	5
2.	Grain weighed in Manitoba and Eastern Inspection Divisions, 1902 to 1909.	10
3.	Elevators in operation in Western Inspection Division.	11
4.	Elevators operated under License, 1901 to 1909.	11
5.	Railways on which Elevators and Warehouses are operated with Number and Capacity on each.	12
6.	Licenses issued in the Western Grain Inspection Division, 1903-4, 1904-5, 1905-6, 1906-7, 1907-8 and 1908-9.	12
7.	Quantity of Grain handled by interior Elevators.	14
8.	Elevators in Eastern Inspection Division with Location and Capacity of same.	15
9.	Vessels and Cars inspected by districts in the Eastern Grain Inspection Division.	16
10.	Number of Cars of Grain Inspected at Winnipeg and other points in the West, by grades, Crop year ended August 31, 1905, 1906, 1907, 1908, and 1909.	17
11.	Number of Cars Inspected at Winnipeg and other points in the West, with Total Quantity of each kind of Grain, 1900 to 1909.	19
12.	Table of Wheat Prices at Winnipeg, 1905 to 1909.	20
13.	Number of Surveys held at Winnipeg crop year 1908, 1909 and four months 1910.	21
14.	Receipts of Grain at Terminal Elevators, Fort William and Port Arthur for the Crops of 1900 to 1909.	22
15.	Quantity of each kind of Grain shipped from Fort William and Port Arthur, Crop years ended August 31, 1901 to 1909.	22
16.	Receipts and Shipments at Terminal Elevators by months for crop year 1909, and comparison 1908.	23
17.	Receipts and Shipments at Eastern Transfer Elevators by months for crop year 1909.	24
18.	Shipments of Grain with Destination of same from Fort William and Port Arthur during Seasons of Navigation, 1906, 1907, 1908 and 1909.	25
19.	Shipments of Grain by Vessels and the All-rail Route from Fort William and Port Arthur for crop years ended August 31, 1900 to 1909.	28
20.	Shipments of Grain with Destination of same from Fort William and Port Arthur for crop year 1907, 1908 and 1909.	31
21.	Shipments of Grain from Winnipeg and other points in the West Inspected at Winnipeg, Calgary and Duluth, and billed to points East and West by the All-rail Route, for the crop years ended August 31, 1900 to 1909.	33
22.	Exports of Canadian Grain from Canadian Ports Calendar years 1907, 1908 and 1909.	34
23.	Canadian Wheat and Flour in Transit shipped from United States Ports for years ending June 30, 1907, 1908 and 1909.	35
24.	Rates on Grain by Vessel from Fort William and Port Arthur, Season Navigation, 1909.	35
25.	Number of Vessels carrying Grain from Fort William and Port Arthur, during season of navigation, April 28 to December 10, 1909, and Quantity handled by each.	36
26.	Acreage under Crop in Manitoba, Saskatchewan and Alberta, 1900 to 1909.	39
27.	Estimated Average Yield per acre, 1898 to 1909.	40
28.	Estimated Acreage under Crop in Eastern Provinces, viz, Ontario, Quebec, New Brunswick, Nova Scotia and Prince Edward Island, 1900 to 1909.	41

	PAGE.
Table No. 29.—Estimated Average Yield per acre in Eastern Provinces, years 1898 to 1909.	43
“ 30.—Exceptional Yield of Wheat in Provinces of Alberta, Saskatchewan and Manitoba, 1908. and 1909.	45
“ 31.—Estimated Grain Production in Canada, 1900, to 1909.	47
“ 32.—World's Wheat Production, 1906, 1907 and 1908.	50
“ 33.—World's Oat Production, 1906, 1907 and 1908.	51
“ 34.—World's Barley Production, 1906, 1907 and 1908.	52
“ 35.—Revenue accrued for years ended June 30, 1904, 1905, 1906, 1907 (9 mos.) Fiscal Years ended March 31, 1908 and 1909, from Inspection of Staples or General Inspection Branch.	53
“ 36.—Fees chargeable under statute for Inspection of Staple Articles under the Inspection and Sales Act.	53
“ 37.—Wheat exported from Canada, 1874 to 1909.	54
“ 38.—Oats exported from Canada, 1874 to 1909.	56
“ 39.—Barley exported from Canada, 1874 to 1909.	58
“ 40.—Rates on Grain, by rail, from Points in the West to Points in the East.	60

INSPECTION AND WEIGHING OF GRAIN UNDER PROVISION OF CHAP. 85,
REVISED STATUTES OF CANADA, 1906, AND AMENDMENTS THERETO.

No. 1.—STATEMENT showing Quantity of Wheat and other Grain inspected and Fees
collected on same for the Year ended March 31, 1909.

GRADES.	EASTERN INSPECTION DIVISION.					Manitoba Inspection Division.	Grand Total.
	Kingston.	Peter- borough.	Toronto.	Montreal.	Total.		
	Bush.	Bush.	Bush.	Bush.	Bush.	Bush.	Bush.
Wheat, spring—							
Manitoba Hard No. 1						166,950	166,950
Hard White Fife No. 1						15,750	15,750
Northern—							
No. 1						12,951,900	12,951,900
No. 2			2,000		2,000	18,325,650	18,327,650
No. 3						17,263,050	17,263,050
Spring—							
No. 2		7,124	1,666		8,790		8,790
No. 3							
Rejected			845		845	2,098,950	2,099,795
" No. 1						2,230,200	2,230,200
" No. 2						2,165,100	2,165,100
No grade						1,697,850	1,697,850
Condemned						39,900	39,900
Manitoba rejected			117,500		117,500		117,500
Goose—							
No. 2		2,461	1,000		3,461		3,461
No. 3							
Maearoni No. 1				1,337,500	1,337,500		1,337,500
Durum No. 1				8,300	8,300		8,300
Commercial grades—							
No. 4						7,006,650	7,006,650
No. 5						3,585,750	3,585,750
No. 6			667		667	1,916,250	1,916,917
Feed			833		833	1,356,600	1,357,433
" No. 2						583,800	583,800
No established grade						4,200	4,200
Total spring wheat		9,585	124,511	1,345,800	1,470,896	71,411,550	72,891,446
Wheat, winter—							
Red Winter—							
No. 1			34,830		34,830		34,830
No. 2	666	20,832	369,127	24,900	415,525		415,525
No. 3	1,000		8,767		9,767		9,767
No grade							
Rejected							
Commercial grade			1,000		1,000		1,000
American Red Win- ter—							
No. 2							
White Winter—							
No. 1	4,400	700	148,570		153,670		153,670
No. 2	9,460	61,243	1,601,460	79,784	1,751,947		1,751,947
No. 3	1,000		26,240		27,240		27,240
No grade			36,109		36,109		36,109
Rejected	2,000	632	3,666		6,298		6,298
Commercial grade			35,040		35,040		35,040
Mixed Winter—							
No. 1			42,517		42,517	35,700	78,217
No. 2	1,720	23,504	872,139	50,311	947,674	36,750	984,424
No. 3			169,948	1,020	170,968	8,400	179,368
No grade			25,300		25,300		25,300
Rejected	1,420		53,777		55,197		55,197
Commercial grade			80,175		80,175		80,175
American Hard Win- ter—							
No. 2				867,500	867,500		867,500
Alberta Red Winter—							
No. 1						462,000	462,000
No. 2						835,800	835,800
No. 3						843,150	843,150
No. 4							
No grade						11,550	11,550
Rejected						12,600	12,600

9-10 EDWARD VII., A. 1910

No. 1.—STATEMENT showing Quantity of Wheat and other Grain inspected and Fees collected, &c.—Continued.

GRADES.	EASTERN INSPECTION DIVISION.					Manitoba Inspection Division.	Grand Total.
	Kingston.	Peter- borough.	Toronto.	Montreal.	Total.		
Wheat, winter— <i>Con.</i>							
Alberta White Win- ter—							
No. 1.....						25,200	25,200
No. 2.....						57,750	57,750
No. 3.....						52,500	52,500
Rejected No. 1....						162,750	162,750
" No. 2.....						153,300	153,300
Commercial grades—							
No. 4.....						382,200	382,200
No. 5.....						246,750	246,750
No. 6.....							
Feed.....							
" No. 2.....							
Total winter wheat	21,666	106,911	3,508,665	1,023,515	4,660,757	3,326,400	7,987,157
Grand total, wheat	21,666	116,496	3,633,176	2,369,315	6,140,653	74,737,950	80,878,603
Indian corn—							
American—							
No. 2.....			1,785	231,492	233,277		233,277
No. 3.....	1,000		1,726	5,000	7,726		7,726
No grade.....							
Rejected.....				3,000	3,000		3,000
Condemned.....							
Canadian—							
No. 2 mixed.....			5,712		5,712		5,712
No. 3 mixed.....			2,000		2,000		2,000
No. 2 yellow.....			16,674		16,674		16,674
Rejected yellow...			1,464	7,000	8,464		8,464
Total Indian corn	1,000		29,361	206,492	276,853		276,853
Oats—							
No. 1.....			14,359	1,250	15,609		15,609
No. 2.....	15,872	266,203	351,908	42,636	679,619		679,619
No. 3.....		143,426	322,341	135,613	601,410		601,410
No. 4.....		11,008	16,289	99,686	126,983		126,983
Canadian Western—							
No. 1, extra.....						10,800	10,800
No. 1.....						862,200	862,200
No. 2.....						8,785,800	8,785,800
No. 3.....						1,420,200	1,420,200
No. 1 mixed.....						1,800	1,800
No. 2 mixed.....						84,600	84,600
Feed extra No. 1....						2,991,600	2,991,600
Feed No. 2.....						1,873,800	1,873,800
Feed No. 3.....						788,400	788,400
Rejected, C.W.....	63,163		56,125		119,288	3,907,800	4,027,088
No grade.....		442,276	41,700		483,976	622,800	1,106,776
Condemned.....						41,400	41,400
Sampling.....							
Rejected.....		10,415	95,496	54,577	160,488		160,488
Total oats.....	79,035	873,328	901,218	333,792	2,187,373	21,391,200	23,578,573
Buckwheat—							
No. 2.....	10,647	190,626	460,333	148,694	810,300		810,300
No. 3.....			1,250		1,250		1,250
No grade.....				55,578	55,578		55,578
Rejected.....	1,200		12,429	2,499	16,128		16,128
Total buckwheat...	11,847	190,626	474,012	206,771	883,256		883,256
Barley—							
No. 1.....			12,708		12,708		12,708
No. 2.....		59,350	204,536	100,737	364,623	9,600	374,223
No. 3, extra.....	2,600	25,939	500,672	37,796	567,007	128,400	695,407
No. 3.....	10,229	17,239	411,735	25,015	491,218	1,821,000	2,318,218
No. 4.....		1,668	20,192	2,145	21,005	951,600	975,605

SESSIONAL PAPER No. 10d

No. 1.—STATEMENT showing Quantity of Wheat and other Grain inspected and Fees collected. &c.—Concluded.

GRADES.	EASTERN INSPECTION DIVISION.					Manitoba Inspection Division.	Grand Total.
	Kingston.	Peterborough.	Toronto.	Montreal.	Total.		
Barley—Con.							
Feed.....						154,800	154,800
Rejected.....			69,680		69,680	290,400	360,080
Manitoba rejected.....			12,000		12,000		12,000
No grade.....						88,800	88,800
Condemned.....						2,400	2,400
Sampling.....	18,909				18,909		18,909
Total barley.....	31,738	104,196	1,261,523	165,693	1,563,150	3,450,000	5,013,150
Speltz—							
No. 1.....							
Rejected.....							
Total speltz.....							
Rye—							
No. 1.....			2,092		2,092	8,400	10,492
No. 2.....		4,306	33,874	2,917	41,097	7,200	48,297
No. 3.....						1,200	1,200
Rejected.....						1,200	1,200
Condemned.....							
No grade.....							
U. S. No. 2.....				252,400	252,400		252,400
Total rye.....		4,306	35,966	255,317	295,589	18,000	313,589
Flaxseed—							
No. 1, N.W.....						1,751,000	1,751,000
No. 1, M.....						227,000	227,000
No grade.....						53,000	53,000
Rejected.....						84,000	84,000
Sampling.....						3,000	3,000
Condemned.....							
Total flaxseed.....						2,118,000	2,118,000
Peas—							
No. 1.....			5,700		5,700		5,700
No. 2.....	6,000	11,484	596,837	141,956	756,277		756,277
No. 3.....			19,858	3,461	23,319		23,319
No. 2 M. Fat.....	1,000	6,918			7,918		7,918
No. 3 M. Fat.....	960				960		960
Total peas.....	7,960	18,402	622,395	145,417	794,174		794,174

RECAPITULATION.

Wheat.....	21,666	116,496	3,633,176	2,369,315	6,140,653	74,737,950	80,878,603
Corn.....	1,000		29,361	246,492	276,853		276,853
Oats.....	79,035	873,328	901,218	333,792	2,187,373	21,391,200	23,578,573
Buckwheat.....	11,847	190,626	474,012	206,771	883,256		883,256
Barley.....	31,738	104,196	1,261,523	165,693	1,563,150	3,450,000	5,013,150
Speltz.....							
Rye.....		4,306	35,966	255,317	295,589	18,000	313,589
Flaxseed.....						2,118,000	2,118,000
Peas.....	7,960	18,402	622,395	145,417	794,174		794,174
Total grain, 1908-09.....	153,246	1,307,354	6,957,651	3,722,797	12,141,048	101,715,150	113,856,198
1907-08.....	276,811	1,034,390	2,811,794	5,643,351	9,766,346	98,152,640	107,918,986
1906-07 (9 mos.).....	332,767	762,007	5,038,664	3,848,329	9,981,767	57,840,130	67,821,897
1905-06.....	542,013	610,092	5,017,593	6,707,687	12,877,385	70,414,030	83,291,415
1904-05.....	760,982	1,990,368	2,873,901	9,922,001	15,547,252	44,404,460	59,951,712
1903-04.....	1,645,864	3,646,759	7,714,452	9,846,777	22,853,852	39,999,752	62,853,604
1902-03.....	1,425,091	1,215,600	11,875,805	10,548,407	25,064,903	36,943,832	62,008,735
1901-02.....	1,077,132	712,544	8,641,931	8,201,039	18,632,646	35,122,532	53,755,178
1900-01.....		2,502,782	9,403,867	24,289,290	36,195,939	10,178,257	46,374,196
1899-00.....		1,521,888	4,220,711	22,534,007	28,276,606	21,921,579	50,198,185
1898-99.....	1,372,731		4,354,863	34,018,327	39,745,921	22,275,937	62,021,858
1897-98.....	763,278		3,392,267	36,112,140	40,267,685	19,592,994	59,860,679
1896-97.....	504,595		3,933,995	18,916,013	23,354,603	21,175,495	44,530,098
1895-96.....	329,866		1,412,876	6,361,453	8,104,195	29,416,181	37,520,376
1894-95.....	484,154		1,955,175	13,462,241	15,901,570	12,407,190	28,308,760
1893-94.....	427,069		1,539,232	23,893,307	25,859,608	12,465,583	38,325,191

No. 1.—Different Kinds of Grain Inspected for the following Fiscal Years.

	Wheat.	Indian Corn.	Oats.	Buckwheat.	Barley.	Speltz.	Rye.	Flassseed.	Peas.	Total.
Totals, 1908-09	Bush. 80,878,003	Bush. 276,853	Bush. 23,578,573	Bush. 883,256	Bush. 5,013,150	Bush. 1,000	Bush. 313,589	Bush. 2,118,000	Bush. 791,171	Bush. 113,856,198
" 1907-08	74,845,121	1,227,321	21,930,729	651,182	4,017,953	1,000	36,351	1,616,000	592,723	107,918,986
" 1906-07	48,363,803	2,510,919	12,339,587	702,071	2,837,918	1,200	19,563	602,000	411,806	67,821,897
" 1905-06	61,137,197	2,875,819	11,315,861	871,755	2,079,585	1,000	16,971	191,000	568,921	83,291,415
" 1904-05	41,169,389	5,979,671	9,630,038	711,011	1,518,828	1,000	55,592	306,000	531,950	59,951,712
" 1903-04	38,683,310	5,091,013	11,015,131	615,902	2,315,992	2,375	255,557	606,507	1,205,451	62,853,601
" 1902-03	39,916,373	2,560,661	11,230,839	172,568	1,917,889	7,083	1,218,428	126,536	1,198,338	62,008,735
" 1901-02	37,629,593	1,986,380	9,211,185	512,251	1,131,027		620,891	95,000	2,505,518	53,755,178
" 1900-01	17,665,155	11,397,689	11,253,397	179,668	1,775,583		713,741	21,285	3,061,408	46,371,196
" 1899-00	23,231,690	10,613,178	9,763,830	381,223	2,746,196		563,812	12,500	2,855,196	50,198,185
" 1898-99	27,117,163	17,830,011	12,956,261	321,700	257,185		578,159		2,911,073	62,021,858
" 1897-98	25,189,116	15,392,432	13,103,220	765,366	338,279		1,513,722	711	2,927,800	59,860,679
" 1896-97	21,357,611	5,886,296	9,808,023	711,160	835,181		515,114		5,416,383	41,530,098
" 1895-96	28,215,715	2,297,757	3,896,616	717,801	978,662		20,978		1,392,813	37,520,376
" 1894-95	11,180,133	6,521,585	3,765,317	517,808	506,673		78,761		2,708,150	28,308,760
" 1893-94	17,010,290	2,183,100	13,278,829	819,151	821,515		121,007		3,491,266	38,325,191

SESSIONAL PAPER No. 10d

No. 1. Inspection Fees Accrued.

GRADES.	EASTERN INSPECTION DIVISION.					Manitoba Inspection Division.	Grand Total.
	Kingston.	Peter- borough.	Toronto.	Montreal.	Total.		
	\$ cts.	\$ cts.	\$ cts.	\$ cts.	\$ cts.	\$ cts.	\$ cts.
1908-09.....	69 30	425 40	3,324 70	1,786 80	5,606 20	77,343 37	82,949 57
1907-08.....	131 63	384 40	1,335 55	2,711 40	4,565 98	70,218 30	74,784 28
1906-07 (9 mos.).....	166 80	275 60	2,384 77	1,785 65	4,612 82	39,372 60	43,985 42
1905-06.....	256 82	210 75	2,478 38	3,214 74	6,190 59	56,222 39	62,412 98
1904-05.....	369 07	680 70	1,321 51	1,803 95	7,175 23	32,643 90	39,819 13
1903-04.....	732 99	1,219 60	3,111 68	4,557 40	9,621 67	31,209 90	40,831 57
1902-03.....	721 86	533 55	1,939 70	4,794 80	10,989 91	44,762 66	55,752 57
1901-02.....	570 37	343 80	1,019 58	4,035 45	8,969 20	21,516 80	30,486 00
1900-01.....		1,200 80	7,250 70	12,338 20	20,789 70	6,381 20	27,170 90
1899-00.....		638 30	4,533 40	9,579 58	14,771 08	14,630 55	29,401 63
1898-99.....	295 60		4,654 80	12,018 40	16,968 80	17,515 50	34,484 30
1897-98.....	342 75		3,750 40	14,780 22	18,873 37	18,585 40	37,458 77
1896-97.....	277 70		3,008 07	9,937 45	13,223 22	21,101 05	34,321 27
1895-96.....	208 50		2,423 07	3,317 45	5,949 02	22,269 30	28,218 32
1894-95.....	280 10		2,365 00	7,314 25	9,959 35	13,214 50	23,173 85
1893-94.....	271 65		2,905 63	10,687 35	13,867 63	13,705 40	27,573 03

No. 2.—STATEMENT showing Quantity of the Various kinds of Grain Weighed in the Manitoba and Eastern Inspection Divisions for the Fiscal Years hereinafter enumerated.

TOTAL GRAIN WEIGHED.—MANITOBA INSPECTION DIVISION.

Districts.	Wheat.		Indian Corn.		Oats.		Screening ^a .		Barley.		Speltz.		Rye.		Flaxseed.		Peas.		Totals.	
	Bush.		Bush.		Bush.		Bush.		Bush.		Bush.		Bush.		Bush.		Bush.		Bush.	
Manitoba Inspection Div.—																				
1908-09.....	53,607,060				11,229,213		93,281		2,140,263							1,431,651				68,501,468
1907-08.....	46,979,713				10,705,100		27,321		1,353,656							640,689				59,706,479
1906-07 (9 mos.).....	73,941,175				18,396,549		3,417,965		3,417,965							1,279,181				97,041,653
1905-06.....	116,793,199				10,641,142				2,206,837							903,863				130,547,955
1904-05.....	72,376,570				3,828,069		554,878		477,501							611,322				77,371,533
1903-04.....	64,787,591				2,691,475		89,156		79,501							686,423				68,045,716
1902-03.....	38,392,671				916,927		372,455		16,152							43,821				39,442,575
1901-02.....	26,175,761				372,455															26,567,371

TOTAL GRAIN WEIGHED.—EASTERN INSPECTION DIVISION.

Eastern Inspection Div.—																				
Goderich.....	3,704,287				2,034,368				41,637							212,417				5,992,709
Collingwood.....																				
Meaford.....	892,501				1,209,877				50,306											2,525,869
Midland.....	1,431,991		373,185		1,913,704				90,493											3,519,900
Owen Sound.....	1,033,473		54,829		1,253,759				45,613											1,415,358
Point Edward.....	3,197		7,842		447,884															458,893
Peterborough.....																				
Totals, 1908-09.....	7,087,422		435,856		5,859,562				287,050							292,929				13,912,819
Totals, 1907-08.....	5,266,102		746,636		4,555,945				191,602							445,876				11,206,161
Totals, 1906-07 (9 mos.).....	3,094,030		192,732		2,321,501				58,199							219,269				5,885,731
Totals, 1905-06.....	4,009,746		236,599		1,935,152				38,282							139,400				6,359,179
Totals, 1904-05.....	5,742,641		18,202		448,455				20,497							32,600				6,262,395

TOTAL WEIGHING FEES.—MANITOBA INSPECTION DIVISION.

1908-09.....	\$ 44,707 25	1904-05.....	\$ 19,777 05
1907-08.....	41,879 75	1903-04.....	68,550 70
1905-07 (9 mos.).....	23,067 60	1902-03.....	25,360 30
1905-06.....	33,624 90		

SESSIONAL PAPER No. 10d

MISCELLANEOUS GRAIN STATISTICS.

No. 3.—STATEMENT respecting Grain Elevators in Operation in Western Grain Inspection Division of Canada.

	1904-5.		1905-6.		1906-7.	
	No.	Capacity in Bushels.	No.	Capacity in Bushels.	No.	Capacity in Bushels.
Public country elevators.....	{ 967 }	28,491,630	{ 1,055 }	31,560,700	{ 1,212 }	36,597,200
Warehouses.....	{ 46 }		{ 53 }		{ 52 }	
Terminal elevators.....	{ 9 }	18,462,000	{ 10 }	19,130,000	{ 9 }	18,625,000
Totals.....	1,022	46,953,630	1,118	50,690,700	1,273	55,222,200
			1907-8.		1908-9.	
			No	Capacity in Bushels.	No	Capacity in Bushels.
Public country elevators.....			1,305	39,777,000	{ 1,416 }	43,037,400
Warehouses.....			36		{ 41 }	
Terminal elevators.....			13	18,758,700	{ 12 }	20,152,700
Totals.....			1,354	58,535,700	1,469	63,190,100

No. 4.—COMPARATIVE STATEMENT of Elevators operated under License for the Nine Years ended August 31, 1909.

Crop Year.	No. of Elevators.	No. of Ware- houses.	Totals.	Increase.	Storage Capacity.
					Bushels.
1900-1.....	426	97	523	18,879,352
1901-2.....	545	85	630	107	23,099,000
1902-3.....	740	82	822	192	30,356,400
1903-4.....	918	64	982	160	41,186,000
1904-5.....	976	16	1,022	41	46,953,630
1905-6.....	1,065	53	1,118	96	50,690,700
1906-7.....	1,221	52	1,273	155	55,222,200
1907-8.....	1,318	36	1,354	81	58,535,700
1898-9.....	1,428	41	1,469	115	63,190,100

9-10 EDWARD VII., A. 1910

No. 5.—STATEMENT showing lines of Railways on which Elevators and Warehouses are operated, with number and capacity on each, for 1908-9.

	No. of Elevators.	No. of Warehouses.	Totals.	Capacity.
				Bushels.
C.P.R.—Manitoba.....	441	7	448	13,865,500
Saskatchewan.....	120	7	427	12,505,000
Alberta.....	85	14	99	3,272,400
British Columbia.....	3		3	168,000
C.N.R.—Manitoba.....	203	6	209	5,683,000
Saskatchewan.....	159	6	165	1,350,500
Alberta.....	24		24	820,000
G.T.P.—Manitoba.....	11		11	340,000
Saskatchewan.....	36	1	37	1,069,000
G.N.R.—Manitoba.....	23		23	670,000
Alberta Railway and Irrigation Co.—Alberta.....	11		11	294,000
C.P.R.—Ontario Terminals.....	10		10	13,152,700
C.N.R.—".....	2		2	7,000,000
Totals, Western Division.....	1,128	44	1,169	63,190,100
Eastern Transfer Elevators—				
C.P.R.—Ontario.....	4		4	2,296,000
G.T.R.—Ontario.....	7		7	7,449,000
C.P.R.—Quebec.....	3		3	2,581,000
C.N.R.—Quebec.....	1		1	500,000
C.P.R.—New Brunswick.....	1		1	1,000,000
I.C.R.—New Brunswick.....	1		1	500,000
I.C.R.—Nova Scotia.....	1		1	500,000
Totals.....	18		18	14,826,000
Grand Totals.....	1,146	44	1,187	78,016,100

No. 6. COMPARATIVE STATEMENT of Licenses Issued in the Western Grain Inspection Division for 1903-4, 1904-5, 1905-6, 1906-7, 1907-8 and 1908-9.

Kind of Licenses.	No Licenses issued.					
	1908-09.	1907-08.	1906-07.	1905-06.	1904-05.	1903-04.
Elevators and warehouses.....	1,495	1,363	1,327	1,118	1,022	982
Terminal and transfer elevators.....	26					
Space in elevators.....	24	28	32	52	59	58
Commission merchants.....	71	71	72	69	65	36
Track buyers.....	140	158	151	121	119	16
Totals.....	1,756	1,620	1,585	1,360	1,265	1,092

The net increase for the year is 136, but there has been a decrease in Track Buyers of 18 and Space in elevators 4, making the gross increase 158, nearly the whole of which can be credited to Country Elevators and Warehouses.

As pointed out in some of the preceding reports, all license holders are bonded, thus securing the grain growers and others interested against loss in marketing the grain.

1908-1909

Terminals.

The 10 Elevators classed as terminals and the three Ontario Elevators called milling elevators are owned and operated as follows:—

At Port Arthur, Ontario, the Canadian Northern Railway own two with a capacity of 3,750,000 and 3,250,000 bushels, respectively. These are operated by the Port Arthur Elevator Company.

There is also at Port Arthur, on the line of the Canadian Pacific Railway, the elevator of Jos. G. King & Co. with a capacity of 750,000 bushels.

At Fort William, Ontario, the Canadian Pacific Railway own and operate three with a respective capacity of 3,100,000, 2,458,000 and 2,219,700 bushels each.

The Empire Elevator Company has one of 1,750,000 bushels capacity, the Consolidated Elevator Company one of 1,000,000 bushels, the Ogilvie Flour Mills Co. one of 500,000 and Davidson, Smith & Co. one of 75,000 bushels capacity.

At Keewatin, Ontario, the Lake of the Woods Milling Company have two milling elevators having a capacity of 750,000 and 550,000 bushels respectively, and at Kenora the Maple Leaf Flour Mills Company has one of 400,000 bushels capacity.

There are also the Eastern Transfer Elevators numbering 18 with a combined capacity of 14,776,000. They are situated at the Georgian Bay and Lake Huron Ports, Kingston, Prescott, Montreal, Quebec, West St. John, St. John and Halifax.

The greater portion of the grain taken into the hundreds of smaller elevators in the West and also shipped from loading platforms at country points there, finds its way into the terminals at the head of Lake Superior, and is shipped from there to its ultimate destination, the bulk for the crop year going to Georgian Bay and Lake Huron Ports, Montreal, Kingston and Prescott, although over 17,500,000 went to Buffalo and other United States ports. In addition to this there was shipped to Duluth by rail over the Great Northern 1,566,700 bushels. This latter quantity would be shipped out in bond to Great Britain by way of Buffalo, Montreal, Kingston or Depot Harbour.

The total shipments by vessel and rail from Fort William and Port Arthur, since September, 1899, are shown elsewhere in statement No. 19, page 28.

Interior or Country Elevators.

In the three provinces of Manitoba, Saskatchewan and Alberta (including three for British Columbia) there are 1,452 elevators; one has a capacity of 350,000 bushels, one 250,000 bushels, one 225,000 bushels, two at 160,000 bushels, three at 150,000 bushels, two at 125,000 bushels, one at 110,000 bushels, one at 103,000 and four at 100,000 bushels capacity.

They run all the way from 4,000 to 350,000 but the bulk of them are of 25,000 or 30,000 bushels capacity. Excluding the sixteen (16) that run from 100,000 upwards the average for the remaining 1,436 would be 29,736 bushels capacity.

Warehouses.

The 43 warehouses operated during the year had a total capacity of 326,400 bushels, the one with the greatest capacity containing 26,000 bushels, and the least 2,400 bushels, the average capacity being 7,590 bushels.

No. 7.—STATEMENT showing quantity of each kind of grain handled by the Interior Elevators in the Provinces of Manitoba, Saskatchewan and Alberta with the line of railway on which they are located. Also quantities shipped over loading platforms and total shipments.

QUANTITY OF GRAIN HANDLED BY ELEVATORS.											
Wheat.			Oats.			Barley		Flax.		Total Grain.	
Receipts.	Shipments.	Receipts.	Shipments.	Receipts.	Shipments.	Receipts.	Shipments.	Receipts.	Shipments.	Receipts.	Shipments.
Bush.	Bush.	Bush.	Bush.	Bush.	Bush.	Bush.	Bush.	Bush.	Bush.	Bush.	Bush.
C. P. R., Manitoba.....	19,948,711	19,952,095	5,416,591	5,413,281	945,599	950,023	120,983	120,512	26,431,884	26,435,911	
C. N. R. "	7,017,546	7,050,115	1,171,369	1,181,765	713,681	716,824	21,780	21,529	8,970,376	8,970,233	
C. N. R. "	1,962,043	1,980,059	142,323	145,704	181,768	186,416	35,007	34,979	2,321,142	2,347,188	
G. T. F. "	104,322	104,453	29,906	30,465	3,689	3,751	2,652	2,652	140,569	141,321	
Total.....	29,032,623	29,086,722	6,760,189	6,771,215	1,844,737	1,857,044	180,422	179,672	37,817,971	37,894,653	
C. P. R., Saskatchewan.....	18,979,159	18,976,167	4,572,957	4,567,921	126,051	125,321	1,431,003	1,428,160	25,109,170	25,097,572	
C. N. R. "	5,534,354	5,523,168	1,387,636	1,380,707	82,415	82,286	87,085	86,463	7,091,490	7,072,684	
G. T. F. "	827,933	828,051	153,613	153,283	4,117	4,003	16,300	16,037	1,001,963	1,001,374	
Total.....	25,341,446	25,327,386	6,114,206	6,101,974	212,583	211,610	1,531,388	1,530,660	33,202,623	33,171,630	
C. P. R., Alberta.....	4,231,665	4,268,129	4,897,751	4,803,987	301,207	294,014	60,803	58,477	9,491,426	9,424,607	
C. N. R. "	437,536	452,377	1,180,301	1,207,482	19,596	20,275	463	451	1,637,896	1,680,585	
Total.....	4,669,201	4,720,506	6,078,052	6,011,469	320,803	314,289	61,266	58,928	11,129,322	11,105,192	
Manitoba.....	29,032,623	29,086,722	6,760,189	6,771,215	1,844,737	1,857,044	180,422	179,672	37,817,971	37,894,653	
Saskatchewan.....	25,341,446	25,327,386	6,114,206	6,101,974	212,583	211,610	1,531,388	1,530,660	33,202,623	33,171,630	
Alberta.....	4,669,201	4,720,506	6,078,052	6,011,469	320,803	314,289	61,266	58,928	11,129,322	11,105,192	
Total.....	59,043,270	59,134,614	18,952,417	18,884,658	2,378,123	2,382,943	1,776,076	1,769,260	82,149,916	82,171,475	
Shipped over loading platforms.											
Wheat.....			Oats.....			Barley.....		Flax.....		Total.....	
Bush.			Bush.			Bush.		Bush.		Bush.	
14,920,836			3,111,342			59,134,614		74,055,450		82,171,475	
18,884,658			1,196,657			18,884,658		21,996,000		21,996,000	
1,962,043			504,980			1,769,260		2,274,240		2,274,240	
504,980			19,743,815			82,171,475		101,904,690		101,904,690	
Totals all grain.....											

SESSIONAL PAPER No. 10d

No. 8.—STATEMENT showing Number of Elevators in Eastern Grain Inspection Division with Location and Capacity of same.

Location.	No.	Capacity.
		Bushels.
Collingwood.....	1	160,000
Goderich.....	2	500,000
		200,000
Kingston.....	3	800,000
		500,000
		250,000
Meaford.....	1	750,000
Midland.....	1	1,000,000
Owen Sound.....	2	1,000,000
		500,000
Point Edward.....	1	500,000
Port Colborne.....	2	800,000
		75,000
Port Dalhousie.....	1	75,000
Prescott.....	1	1,000,000
Tiffin.....	2	2,250,000
		1,200,000
Depot Harbour.....	1	1,639,000
Coteau Landing.....	1	500,000
		1,081,000
Montreal.....	5	500,000
		500,000
		1,000,000
		250,000
Quebec.....	1	150,000
St. John, N.B.....	1	500,000
West St. John, N.B.....	1	1,000,000
Halifax.....	1	500,000
Totals.....	28	19,180,000

SESSIONAL PAPER No. 10d

No. 10.—STATEMENT showing Number of Cars of Grain and total quantities Inspected at Winnipeg, and other points in the West, by grades, for the Crop Year ending August 31, 1905, 1906, 1907, 1908 and 1909 (Crops 1904, 1905, 1906, 1907 and 1908,) with percentage of each grade for last two years.

	Crop Year 1905.	Crop Year 1906.	Crop Year 1907.	Crop Year 1908.	Percentage per Grade.	Crop Year 1909.	Percentage per Grade.
	No.	No.	No.	No.	Per cent.	No.	Per cent.
Wheat Spring—							
One Hard.....	176	651	4,608	143	29	147	22
One Northern.....	3,788	33,687	28,296	6,130	12.43	12,594	18.65
Two Northern.....	11,585	13,317	18,268	9,406	19.08	17,958	28.61
Three Northern.....	9,293	2,407	2,207	9,378	19.02	16,943	25.10
Four Extra.....	2,214	5					
Number Four.....	3,036	275	174	5,051	10.25	6,531	9.68
Feed.....	1,098	4	60	1,207	8.53	657	.98
Rejected One.....	631	3,623	5,047	567	1.15	2,498	3.70
Rejected Two.....	591	4,363	3,737	348	5.71	2,482	3.68
No grade.....	2,279	518	706	2,878	5.84	1,517	2.25
Rejected.....	603	2,432	4,611	910	1.85	1,857	2.75
Condemned.....	78	35	75	43	.09	30	.05
No. Five.....	2,247	1		3,888	7.89	2,920	4.33
" Six.....				2,704	5.48	1,281	1.90
" Seven.....	233			3,641	7.38	53	.07
Goose Number Three.....		1	3	2	.01	17	.02
Hard White Five.....			25	3			
No established grade.....						10	.01
Screenings.....	40	9					
Total spring wheat. { Cars.....	37,892	61,328	67,547	49,302	100.00	67,495	100.00
{ Bush.....	39,786,600	61,394,400	72,275,290	51,767,100		70,869,750	
Wheat Winter—							
One Alberta Red.....		71	162	72	4.66	431	14.21
Two Alberta Red.....		12	121	229	14.82	783	25.81
Three Alberta Red.....		7	80	491	31.78	721	23.76
One White Winter.....		75	65	10	.65	24	.79
Two White Winter.....		14	76	13	.84	54	1.78
Three White Winter.....		6	17	27	1.75	51	1.68
One Mixed Winter.....		24	25	8	.52	34	1.12
Two Mixed Winter.....		4	19	13	.84	37	1.22
Three Mixed Winter.....		1	5	5	.32	7	.23
Rejected One.....			96	48	3.10	166	5.46
" Two.....			109	27	1.75	152	5.01
No grade.....			4	11	.72	8	.26
Rejected.....			19	2	.13	5	.17
Feed.....				19	1.23		
Feed Two.....				1	.26		
No. Four.....				17	1.07		
" Five.....				270	17.47	342	11.28
" Six.....				271	17.51	219	7.22
" Seven.....				25	1.62		
Total winter wheat. { Cars.....		211	809	1,515	100.00	3,034	100.00
{ Bush.....		221,700	865,630	1,622,250		3,185,700	
Total wheat..... { Cars.....	37,892	61,542	68,356	50,817		70,529	
{ Bush.....	39,786,600	64,619,100	73,140,920	53,389,350		74,055,450	
Oats—							
Extra Number One.....	1	47	14	1	.01	7	.05
Number One Canadian Western.....	6	856	1,158	102	1.09	515	4.22
Number Two Canadian Western.....	686	3,295	6,838	1,891	20.30	6,036	49.39
Number Three Canadian Western.....	494	864	947	807	8.67	929	7.60
Number Two White.....						5	
" Three White.....						1	
" One Mixed.....						1	.05
" Two Mixed.....		161	230	20	.22	60	.50
" Three Mixed.....			2				
" One Black.....						2	
" Two Black.....						2	.03
Feed, Extra Number One.....						2,208	18.06
" Number One.....						1,311	10.74
" Number Two.....						563	4.61
Rejected.....	352	285	437	6,037	64.83	254	2.08
No grade.....	76	242	313	431	4.63	304	2.49
Condemned.....	9	18	18	23	.25	22	.18
Total Oats..... { Cars.....	1,824	5,768	9,957	9,312	100.00	12,220	100.00
{ Bush.....	2,736,000	8,652,000	14,935,500	16,761,600		21,996,000	

9-10 EDWARD VII., A. 1910

No. 10.—STATEMENT showing the Number of Cars and total Quantities Inspected, &c.—
Concluded.

	Crop Year 1905.	Crop Year 1906.	Crop Year 1907.	Crop Year 1908.	Percentage per Grade.	Crop Year 1909.	Percentage per Grade.
		No.	No.	No.	No.	No.	
Barley—							
Number Two.....	3	10	3	14	.64		
" Three Extra.....	8	101	81	9	.41	106	3.55
" Three.....	59	704	887	562	25.59	1,604	53.77
" Four.....	174	408	1,036	871	39.66	867	29.06
Rejected.....	90	114	229	382	17.39	251	8.42
No grade.....	26	20	26	117	5.33	77	2.58
Feed.....				231	10.52	77	2.58
Condemned.....			1	10	.46	1	.04
Total Barley.....	{ Cars.. 390	1,357	2,263	2,196	100.00	2,983	100.00
	{ Bush.. 468,000	1,628,400	2,715,600	2,635,200		3,579,600	
Flaxseed—							
Number One N.W. Man..	173	456	835	1,085	67.10	1,863	84.37
" Manitoba.....	70	29	50	364	22.44	207	9.37
Rejected.....	27	14	18	154	9.60	56	2.54
No grade.....	18	3	5	13	.80	75	3.40
Condemned.....		1		1	.06	7	.32
Total Flaxseed....	{ Cars.. 288	503	908	1,617	100.00	2,208	100.00
	{ Bush.. 288,000	503,000	908,000	1,617,000		2,208,000	
Rye—							
Number One.....		3	20			9	52.94
" Two.....		5	2	4	44.45	7	41.18
" Three.....				1	11.11		
No grade.....				3	33.33		
Rejected.....				1	11.11	1	5.88
Condemned.....							
Total Rye.....	{ Cars..	8	22	9	100.00	17	100.00
	{ Bush..	9,600	26,400	10,800		20,400	
Speltz.....							
Rejected.....	{ Cars.. 2		1	1			
	{ Bush.. 2,000		1,200	1,200			
<i>Recapitulation.</i>		1905.	1906.	1907.	1908.	1909.	
Grain—							
Wheat.....	{ Cars.. 37,892	61,542	68,356	50,847	70,529		
	{ Bush.. 39,786,600	64,619,100	73,140,920	53,389,350	74,055,450		
Oats.....	{ Cars.. 1,824	5,768	9,957	9,312	12,220		
	{ Bush.. 2,736,000	8,652,000	14,935,500	16,761,600	21,996,000		
Barley.....	{ Cars.. 390	1,357	2,263	2,196	2,983		
	{ Bush.. 486,000	1,628,400	2,715,600	2,635,200	3,579,600		
Flaxseed.....	{ Cars.. 288	503	908	1,617	2,208		
	{ Bush.. 288,000	503,000	908,000	1,617,000	2,208,000		
Rye.....	{ Cars..	8	22	9	17		
	{ Bush..	9,600	26,400	10,800	20,400		
Speltz.....	{ Cars.. 2		1	1			
	{ Bush.. 2,000		1,200	1,200			
Total Grain.....	{ Cars.. 40,396	69,178	81,507	63,982	87,957		
	{ Bush.. 43,280,600	75,412,100	91,727,620	74,415,150	101,859,450		

SUMMARY BY RAILROADS.

Canadian Pacific Railway.....	32,238	55,680	62,740	43,361	55,154
Canadian Pacific Railway, Calgary.....				2,666	5,597
Canadian Northern Railway.....	8,158	13,498	18,767	16,532	21,851
Great Northern Railway, Duluth.....				1,423	3,536
Grand Trunk Pacific.....					1,819
Total.....	40,396	69,178	81,507	63,982	87,957

SESSIONAL PAPER No. 10d

No. 11.—Total number of cars inspected at Winnipeg, and other points in the West, with the total quantity of each kind of Grain for the ten years hereinafter enumerated.

Crop Year ending August 31.	WHEAT.		OATS.		BARLEY.		FLAX.		RYE.	
	Number of Cars.	Quantity.	Number of Cars.	Quantity.	Number of Cars.	Quantity.	Number of Cars.	Quantity.	Number of Cars.	Quantity.
		Bush.		Bush.		Bush.		Bush.		Bush.
1900	31,637	26,258,710	763	915,600	102	102,000	73	60,590		
1901	14,886	12,355,380	448	537,600	28	28,000	43	35,690		
1902	53,708	45,651,800	3,338	4,005,600	308	308,000	146	131,400		
1903	51,833	51,833,000	2,036	3,054,000	471	565,200	655	655,000		
1904	38,473	40,396,650	1,129	1,693,500	161	193,200	536	536,000		
1905	37,892	39,786,600	1,821	2,736,000	390	468,000	290	290,000		
1906	61,542	64,619,100	5,768	8,652,000	1,357	1,628,400	563	563,000	8	9,600
1907	68,356	73,140,920	9,957	14,935,500	2,263	2,715,600	908	908,000	22	26,400
1908	59,817	53,389,350	9,312	16,761,600	2,146	2,635,200	1,667	1,617,000	10	10,000
1909	70,529	74,053,450	12,220	21,996,000	2,983	3,579,000	2,298	2,298,000	17	20,400
The average capacity of Year 1909 are	1,050 bush.		1,800 bush.		1,200 bush.		1,000 bush.		1,200 bush.	

No. 12.—TABLE showing the Open, High, Low and closing Prices of Wheat at Winnipeg, for each month, during the Five Years ending December, 31, 1909.

	1905.				1906				1907.				1908.				1909.			
	Open.	High.	Low.	Close.	Open.	High.	Low.	Close.	Open.	High.	Low.	Close.	Open.	High.	Low.	Close.	Open.	High.	Low.	Close.
January.....	98	101½	98	101½	75½	77	75½	76½	71½	74½	71½	74½	107½	109½	104	104	98½	100½	98½	100½
February.....	101½	102	96½	96½	74½	76½	74½	75	73½	75½	73½	75½	105	110½	103	110½	100½	111½	100½	111½
March.....	97	98	91½	92½	74½	76½	72½	75	74½	75½	74	75½	109	111½	106½	106½	110½	113½	107	113½
April.....	92	93	87	87	75½	79	75½	78	75½	79	75	78½	106½	111½	101	111	114½	125	114½	119
May.....	88½	93	87½	90½	78½	81½	78½	80	80½	83	80½	91½	110½	114½	110½	110½	120½	128½	120½	125½
June.....	93	105½	94	105	79½	83½	79½	81½	90½	90½	85½	90½	110	110½	100	100½	126½	135½	126	133½
July.....	105½	135	105½	135	81	81	78½	79	92½	93½	91½	102½	108	108	100½	105	133½	133½	119	119
August.....	101	101	90	91	78	78	73	73½	91½	93	87½	96	105½	111½	100½	100½	119	119	97	99½
September.....	78½	80	77	77	71½	75½	70½	75	96½	105½	96½	102½	101	105	97½	97½	99½	101½	94½	94½
October.....	70½	79½	75½	78½	74½	75½	74½	74½	103½	115½	103½	105½	98½	100	97	98½	94½	99½	94½	97½
November.....	77½	78½	77½	78½	74½	76½	73½	75½	103½	105½	98½	102½	99	103½	99	100½	97½	100	95½	96
December.....	75½	76½	74½	74½	72½	74	72½	72½	102	106½	100	100½	100½	100½	97½	98½	95½	102½	95	102

SESSIONAL PAPER No. 10d

No. 13.—STATEMENT showing number of Surveys held on cars of grain at Winnipeg, during the Crop Years ended August 31, 1908 and 1909, also for 4 months ended December 31, 1909.

Month.	Total No. of Cars Inspected.	Surveys Held.	Inspector's Grade Sustained.	Inspector's Grade not Sustained.
September, 1907.	2,381	2	2
October, 1907.	10,641	46	31	15
November, 1907.	12,786	31	23	8
December, 1907.	10,019	17	9	7
January, 1908.	5,740	27	20	7
February, 1908.	3,995	33	21	12
March, 1908.	4,972	47	34	13
April, 1908.	4,152	45	34	11
May, 1908.	2,125	22	18	4
June, 1908.	3,398	34	26	8
July, 1908.	2,658	6	6
August, 1908.	1,115	7	5	2
Totals.....	63,982	317	229	88
September, 1908.	11,018	23	23
October, 1908.	16,812	48	38	10
November, 1908.	21,068	53	38	15
December, 1908.	10,918	37	29	8
January, 1909.	3,374	21	14	7
February, 1909.	3,765	14	10	4
March, 1909.	7,668	37	30	7
April, 1909.	5,637	30	21	9
May, 1909.	1,930	1	1
June, 1909.	2,784	7	3	4
July, 1909.	2,129	5	4	1
August, 1909.	854
Totals.....	87,757	276	211	65

FOUR MONTHS ENDED DECEMBER 31, 1909.

September, 1909.	17,365	13	8	5
October, 1909.	23,219	22	17	5
November, 1909.	19,438	42	26	16
December, 1909.	9,726	10	5	5
Totals.....	69,748	87	56	31

While the percentage of surveys held in 1908, was comparatively low, and that showing the "Inspector's grade not sustained," strikingly low, those for the crop year 1909 and the following 4 months are considerably lower.

Considering the great number of cars inspected for the periods shown above, and the the variety of grades for each kind of grain, the small number of surveys held, and the low percentage of these not sustained, the results speak favourably for the manner in which the work of inspection is performed.

9-10 EDWARD VII., A. 1910

No. 14.—COMPARATIVE STATEMENT of Receipts of Grain at Terminal Elevators, Fort William and Port Arthur for the Crops of 1900, 1901, 1902, 1903, 1904, 1905, 1906, 1907, 1908 and 1909.

Crop Year to August 31.	Wheat.	Oats.	Barley.	Flax.	Totals.
	Bush.	Bush.	Bush.	Bush.	Bush.
1901.....	5,959,920				
To Duluth.....	1,256,088	1,394		7,675	7,225,077
1902.....	30,141,536	1,237,557	56,769	10,726	38,738,249
To Duluth.....	7,291,661				
1903.....	41,302,474	1,625,623	348,909	167,537	44,884,252
To Duluth.....	1,439,709				
1904.....	32,080,627	193,501	101,425	462,053	32,837,606
1905.....	31,508,617	832,664	259,310	169,761	32,770,352
1906.....	56,056,560	6,278,449	1,001,298	392,000	63,728,307
1907.....	60,553,693	13,012,106	1,869,181	796,191	76,231,171
1908.....	40,689,868	10,657,172	1,914,296	1,515,694	54,777,030
1909.....	58,088,727	15,031,400	2,498,174	2,110,668	77,728,969

No. 15.—STATEMENT showing Quantity of each kind of Grain Shipped from Fort William and Port Arthur, for the Crop Years hereinafter enumerated.

Crop Year to August 31.	Wheat.	Oats.	Barley.	Flax.	Rye.	Totals.
	Bush.	Bush.	Bush.	Bush.	Bush.	Bush.
1900-01.....	6,468,511					6,468,511
1901-02.....	28,148,728	1,135,733	52,185	10,726		29,347,372
1902-03.....	41,487,536	1,619,487	322,377	115,446		43,544,846
1903-04.....	31,384,151	286,446	67,471	282,013		32,020,081
1904-05.....	29,669,107	767,933	265,002	271,296		30,973,338
1905-06.....	55,509,720	5,721,815	959,546	456,928		62,648,009
1906-07.....	54,849,649	12,744,736	1,839,177	753,307	9,010	70,195,879
1907-08.....	47,521,490	11,096,405	1,971,938	1,514,611	3,036	62,107,513
1908-09.....	56,522,669	14,830,843	2,453,741	1,989,385	8,676	75,805,314

SESSIONAL PAPER No. 10d

No. 16.—STATEMENT showing Receipts and Shipments of Grain at Fort William and Port Arthur for Crop Year ending August 31, 1909, with comparisons for 1908.

		RECEIPTS				
		Wheat.	Oats.	Barley.	Flax.	Total.
		Bush.	Bush	Bush.	Bush.	Bush.
Month of	September, 1908.....	4,995,647	448,370	144,665	15,145	5,603,827
"	October, 1908.....	14,479,467	1,979,142	828,939	205,334	17,492,882
"	November, 1908.....	13,540,579	2,949,628	608,224	379,677	17,478,108
"	December, 1908.....	9,414,645	3,004,451	437,156	543,545	13,399,797
"	January, 1909.....	2,909,514	962,044	88,081	321,959	4,281,598
"	February, 1909.....	1,593,744	498,909	37,125	90,217	2,219,995
"	March, 1909.....	3,446,330	1,183,700	69,966	103,456	4,803,452
"	April, 1909.....	3,871,656	1,822,929	108,426	134,668	5,937,679
"	May, 1909.....	1,615,988	752,189	72,425	228,628	2,669,230
"	June, 1909.....	590,691	218,178	25,167	35,814	869,850
"	July, 1909.....	1,458,528	1,054,493	63,933	38,609	2,615,563
"	August, 1909.....	171,988	157,367	14,067	13,616	356,988
Crop year, 1909.....		58,088,727	15,031,400	2,498,174	2,110,668	77,728,969
Same period, 1908.....		40,689,868	10,657,172	1,914,296	1,515,694	54,777,030

		SHIPMENTS.				
Month of	September, 1908.....	Rail... 7,447	Lake... 41,737	34,862	4,035	53,219
"	October, 1908.....	Rail... 22,886	Lake... 277,459	1,922	12,874	2,675,870
"	November, 1908.....	Rail... 11,882,907	Lake... 16,770	374,135	13,372	54,950
"	December, 1908.....	Rail... 415,282	Lake... 1,058,609	38,745	51,169	13,366,820
"	January, 1909.....	Rail... 12,838,535	Lake... 15,684	575,058	4,482	474,193
"	February, 1909.....	Rail... 1,549,893	Lake... 2,333,990	87,492	260,777	16,008,360
"	March, 1909.....	Rail... 9,366,073	Lake... 439,938	155,463	81,765	2,153,088
"	April, 1909.....	Rail... 2,582,362	Lake... 788,046	170,445	170,445	3,696,316
"	May, 1909.....	Rail... 291,000	Lake... 1,427,385	131,349	56,301	291,000
"	June, 1909.....	Rail... 1,416,488	Lake... 378,161	72,969	62,364	2,160,917
"	July, 1909.....	Rail... 319,371	Lake... 1,416,488	72,969	62,364	1,929,982
"	August, 1909.....	Rail... 442,760	Lake... 319,371	12,557	2,432	319,371
"	September, 1909.....	Rail... 1,185,527	Lake... 442,760	401,132	2,432	811,696
"	October, 1909.....	Rail... 191,456	Lake... 1,185,527	1,562	10,152	1,586,639
"	November, 1909.....	Rail... 6,394,910	Lake... 33,848	362,714	372,279	237,018
"	December, 1909.....	Rail... 158,302	Lake... 2,636,416	3,305	324,234	9,766,319
"	January, 1909.....	Rail... 2,544,405	Lake... 16,905	88,805	324,234	178,692
"	February, 1909.....	Rail... 171,241	Lake... 906,930	5,441	183,575	3,864,464
"	March, 1909.....	Rail... 1,623,896	Lake... 27,124	29,020	183,575	203,806
"	April, 1909.....	Rail... 65,522	Lake... 876,746	1,189	183,575	2,713,237
"	May, 1909.....	Rail... 944,785	Lake... 41,821	33,771	268,960	108,532
"	June, 1909.....	Rail... 8,451,114	Lake... 1,433,796	516,119	404,313	2,681,312
"	July, 1909.....	Rail... 49,742,084	Lake... 2,690,863	1,974,560	1,629,021	12,062,409
"	August, 1909.....	Rail... 10,224,540	Lake... 12,357,490	1,256,166	1,231,609	65,703,155
Crop year, 1909.....		Rail... 36,607,299	Lake... 10,224,540	694,310	300,233	15,107,778
Same period, 1908.....		Rail... 36,607,299	Lake... 3,888,695	1,256,166	1,231,609	46,258,875

9-10 EDWARD VII., A. 1910

No. 17.—STATEMENT showing Receipts and Shipments of Grain at Eastern Transfer Elevator for Crop Year ending August 31, 1909.

		RECEIPTS.				
		Wheat.	Oats.	Barley.	Flax.	Total.
		Bush.	Bush.	Bush.	Bush.	Bu-h.
Month of	September, 1908.....	2,062,622	436,745	14,131	57,338	2,570,836
"	October, 1908.....	7,739,653	880,470	325,210	4,672	8,950,035
"	November, 1908.....	8,755,813	1,378,189	621,083	264,614	11,219,699
"	December, 1908.....	5,432,412	1,108,360	226,595	235,414	7,002,781
"	January, 1909.....	2,136,137	98,370	69,136	2,303,643
"	February, 1909.....	1,732,060	289,034	133,429	5,833	2,160,356
"	March, 1909.....	1,426,074	91,718	124,192	15,294	1,657,278
"	April, 1909.....	1,117,426	169,930	55,573	1,342,949
"	May, 1909.....	7,122,987	2,008,970	329,726	222,871	9,684,554
"	June 1909.....	3,660,981	1,382,542	195,821	93,627	5,332,971
"	July, 1909.....	1,542,905	637,480	81,503	157,965	2,419,853
"	August, 1909.....	1,352,301	1,149,496	29,643	137,689	2,649,129
Crop Year 1909.....		44,061,371	9,831,324	2,206,072	1,195,317	57,294,084

		SHIPMENTS.					
Month of	September, 1908.....	Rail.....	786,676	381,308	10,067	53,774	1,231,825
"	October, 1908.....	Lake.....	1,597,563	90,516	8,385	66,068	1,762,532
"	November, 1908.....	Rail.....	2,527,995	568,229	125,825	24,995	3,247,044
"	December, 1908.....	Lake.....	4,861,242	42,192	196,260	5,099,694
"	January, 1909.....	Rail.....	3,972,592	930,815	69,060	56,008	5,028,475
"	February, 1909.....	Lake.....	4,453,840	231,190	305,777	188,933	5,179,740
"	March, 1909.....	Rail.....	2,755,204	854,604	97,780	141,996	3,849,584
"	April, 1909.....	Lake.....	909,915	66,721	976,636
"	May, 1909.....	Rail.....	1,411,697	217,732	15,221	45,000	1,689,650
"	June, 1909.....	Lake.....	1,593,315	51,060	1,644,375
"	July, 1909.....	Rail.....	1,023,150	343,064	39,966	16,974	1,423,154
"	August, 1909.....	Lake.....	1,336,173	95,597	1,431,770
"	September, 1909.....	Rail.....	689,525	618,751	28,875	49,145	1,386,296
"	October, 1909.....	Lake.....	1,493,874	141,679	1,635,553
"	November, 1909.....	Rail.....	430,837	422,825	46,440	4,698	904,800
"	December, 1909.....	Lake.....	1,437,254	115,712	1,552,966
"	January, 1910.....	Rail.....	2,228,457	1,382,051	88,850	60,587	3,759,945
"	February, 1910.....	Lake.....	3,635,684	185,111	133,734	23,072	3,977,601
"	March, 1910.....	Rail.....	1,078,394	1,081,712	94,405	153,306	2,407,817
"	April, 1910.....	Lake.....	2,765,680	90,198	161,926	58,948	3,076,752
"	May, 1910.....	Rail.....	570,270	647,236	79,656	117,109	1,414,271
"	June, 1910.....	Lake.....	1,670,746	38,400	84,111	32,116	1,825,373
"	July, 1910.....	Rail.....	551,735	1,138,168	55,594	110,906	1,856,403
"	August, 1910.....	Lake.....	882,506	408,668	50,783	27,860	1,369,817
Crop year 1909.....		Rail.....	18,026,532	8,586,495	751,739	834,498	28,199,264
		Lake.....	26,637,792	1,086,275	1,411,745	396,997	29,532,809

SESSIONAL PAPER No. 10d

No. 18.—STATEMENT showing Shipments of Grain from Fort William and Port Arthur to the under mentioned Ports during the Seasons of Navigation 1907, 1908 and 1909.

	WHEAT.						OATS.					
	Season of Navigation, 1907.		Season of Navigation, 1908.		Season of Navigation, 1909.		Season of Navigation, 1907.		Season of Navigation, 1908.		Season of Navigation, 1909.	
	Canadian Vessels.	Foreign Vessels.	Canadian Vessels.	Foreign Vessels.	Canadian Vessel.	Foreign Vessels.	Canadian Vessels.	Foreign Vessels.	Canadian Vessels.	Foreign Vessels.	Canadian Vessels.	Foreign Vessels.
Canadian Ports—												
Wynen Sound.....	2,017,698	Bush.	1,105,769	Bush.	1,400,038	Bush.	3,335,650	Bush.	2,040,909	Bush.	2,198,958	Bush.
Widland.....	3,685,541		1,741,728		616,671		144,335		108,133		779,636	
Winn.....	5,351,637		7,040,513		9,928,197		154,562		1,224,761		2,526,245	
Dépot Harbour.....	5,977,280		2,196,642		3,249,131		763,442		364,608		479,719	
Collingwood.....	2,379,250		1,004,181		324,803		40,847		78,453		145,881	
Point Edward.....	2,334,728		1,533,529		1,863,612		111,889		308,173		879,113	
Meaford.....	3,335,408		730,538		780,035		472,930		113,772		119,161	
Goderich.....	3,819,006		5,449,411		5,075,158		775,722		2,255,297		2,375,872	
Port Colborne.....	477,157		477,157		1,693,987						344,572	
Toronto.....	540,244		381,611		204,175							
Port Stanley.....					76,900						45,000	
Kingston.....					6,265,598						1,807,115	
Montreal.....	12,305,875		15,677,324		5,674,841		3,431,064		1,688,743		2,614,027	
Prescott.....					2,078							
Sault Ste. Marie.....												
Walkerville.....					172,411				1,765		206,240	
Total, Canadian ports	32,827,277		37,359,463		37,296,735		9,730,411		8,184,604		14,721,509	
American ports—												
Ogdensburg.....	63,043		63,043									
Buffalo, N.Y.....	3,889,722		1,881,136		2,992,739		13,591,035		969,518		328,148	
Chicago.....	85,554		158,928		382,865		9,472		746,151		2,279,633	
Duluth.....	360,182		831,040		110,000							
Erie.....	369,510		1,027,636		322,907		6,334					
Port Huron.....	4,619,414		1,944,179		3,315,646		15,972,800		975,852		328,148	
Total, American ports	37,446,691		39,303,642		40,612,381		15,972,800		9,730,411		8,930,758	
Grand Total Shipments	47,105,539		53,391,620		56,555,241		10,706,263		11,210,391		15,868,366	

No. 18.—SHIPMENTS of Grain from Fort William and Port Arthur for Seasons of Navigation, 1907, 1908 and 1909.

	BARLEY.				FLAX.				RYE.	
	Season of Navigation, 1907.		Season of Navigation, 1908.		Season of Navigation, 1907.		Season of Navigation, 1908.			Season of Navigation, 1909.
	Canadian Vessels.	Foreign Vessels.	Canadian Vessels.	Foreign Vessels.	Canadian Vessels.	Foreign Vessels.	Canadian Vessels.	Foreign Vessels.		
Canadian ports—	Bush.	Bush.	Bush.	Bush.	Bush.	Bush.	Bush.	Bush.	Bush.	
Owen Sound.....	311,724		98,871	122,156	65,107				2,568	
Midland.....	59,900		174,862	212,338						
Tiffin.....	77,240		63,372							
Depot Harbour.....	230,267			98,258						
Collingwood.....			205,534	183,736	15,000		82,277	63,306	430	
Point Edward.....	36,100		40,580	109,143	258,894		254,107	299,732		
Meaford.....	56,480		63,605	104,802						
Goderich.....	69,928			34,692						
Port Colborne.....					31,701					
Thorold.....										
Port Stanley.....				479,875				154,812	1,168	
Kingston.....			971,213	295,540			820,625	567,266		
Montreal.....	381,631									
Prescott.....										
Sault Ste. Marie.....										
Walkerville.....										
Total, Canadian ports...	1,223,360		1,618,037	1,709,272	645,377		1,157,009	1,085,116	4,166	
American ports—										
Ogdensburg.....				167,555			173,335	384,551	1,382,136	
Buffalo.....	51,471	78,795	539,666				104,242			
Chicago.....								155,899		
Cleveland.....									85,926	
Duluth.....										
Erie.....				26,688						
Port Huron.....	51,471	78,795	539,666	194,243	451,186		173,335	540,450	1,468,062	
Total, American ports..	1,274,831	78,795	1,618,037	1,903,515	451,186		1,230,344	1,625,566	4,166	
Grand total shipments..	1,353,626		2,157,703	2,354,701	645,377		1,434,586	3,093,628		

SESSIONAL PAPER No. 10d

No. 18.—SHIPMENTS OF GRAIN FROM FORT WILLIAM AND FORT ARTHUR FOR SEASONS OF NAVIGATION 1906, 1907, 1908 AND 1909.—*Concluded.*

TOTAL GRAIN.									
	Season of Navigation, 1906.		Season of Navigation, 1907.		Season of Navigation, 1908.		Season of Navigation, 1909.		
	Canadian Vessels.	Foreign Vessels.	Canadian Vessels.	Foreign Vessels.	Canadian Vessels.	Foreign Vessels.	Canadian Vessels.	Foreign Vessels.	
Canadian ports—									
Owen Sound.....	4,409,232	Bush.	5,760,179	Bush.	3,245,549	Bush.	3,723,720	Bush.	Rush.
Midland.....	3,642,505		3,889,867		1,849,851		1,465,059		
Tiffin.....	6,057,819		813,459		8,440,136		12,666,780		
Depot Harbour.....	3,010,245		6,670,959		2,624,622		3,698,850		
Collingwood.....	1,468,084		430,088		1,082,634		568,922		
Point Edward.....	1,431,824		2,637,717		2,129,513		2,990,197		
Meaford.....	730,678		1,864,818		1,158,997		1,008,339		
Goderich.....	125,200		4,924,150		7,769,343		8,055,564		
Port Colborne.....	13,037,731		571,946		477,157		2,073,251		
Thorold.....					381,041		204,175		
Port Stanley.....							121,000		
Kingston.....							8,708,568		
Montreal.....			16,863,245		19,157,905		9,151,674		
Prescott.....					1,765		2,078		
Sault Ste. Marie.....							378,621		
Walkerville.....									
Total, Canadian ports.....	34,631,674		44,429,428		48,319,113		54,816,798		
American ports—									
Ogdensburg.....	2,729,209	10,806,530	3,941,193	9,846,278	63,043	14,994,515	3,872,993	15,950,005	
Buffalo.....		71,307		85,554		158,928		382,863	
Chicago.....								155,899	
Cleveland.....									9,472
Duluth.....	288,102	1,133,653	360,182	219,392		831,040		451,202	
Erie.....	1,086,595	386,513	369,510	562,272		1,027,036		349,595	
Port Huron.....									1,957,275
Total, American ports.....	4,053,906	12,398,003	4,670,885	10,713,496	2,863,668	17,011,519	4,378,487	18,710,817	
	38,688,580	12,398,003	49,097,313	10,713,496	51,182,781	17,011,519	59,195,285	18,710,817	
	51,086,583		59,810,809		68,194,300		77,906,102		

No. 19.—COMPARATIVE Statement showing shipments of Grain by Vessels and the All-rail Route from Fort William and Port Arthur, for the Crop Years ending August 31, 1900, 1901, 1902, 1903, 1904, 1905, 1906, 1907, 1908 and 1909 (crops of 1899, 1900, 1901, 1902, 1903, 1904, 1905, 1906, 1907 and 1908).

	CROP YEAR, 1899-1900.			CROP YEAR, 1900-01.			CROP YEAR, 1901-02.		
	Vessels.	Rail.	Totals.	Vessels.	Rail.	Totals.	Vessels.	Rail.	Totals.
	Bush.	Bush.	Bush.	Bush.	Bush.	Bush.	Bush.	Bush.	Bush.
Wheat—									
Extra No. 1 Hard.....	4,754		4,754						
No. 1 Hard.....	12,246,474	1,500,554	13,747,028	1,137,392	57,240	1,194,632	5,168,691	114,430	5,283,121
† " 2 "	1,795,764	336,986	2,132,750	905,581	199,024	1,104,605	31,679		31,679
† " 3 "	660,332	182,819	843,151	2,043,985	153,612	2,197,597	34,049		34,049
" 1 Northern.....	521,783	65,767	587,550	62,302	8,364	70,666	10,699,527	289,181	10,988,708
" 2 "	34,984	5,176	40,160	2,359		2,359	9,488,246	310,352	9,798,598
" 3 "	7,444	1,323	8,767	37,680		37,680	395,327	53,363	448,690
Sundry grades.....	815,047	170,622	985,669	1,601,923	259,049	1,860,972	1,362,685	201,198	1,563,883
Oats.....	16,086,582	2,263,247	18,349,829	5,701,222	677,289	6,408,511	27,180,204	968,524	28,148,728
Barley.....							596,814	538,889	1,135,733
Flax.....							16,152	36,033	52,185
Total grain.....	16,086,582	2,263,247	18,349,829	5,791,222	677,289	6,468,511	27,793,200	1,554,172	29,347,372

† By 1 Edward VII, Chapter 24, Sec. 1, these grades were cancelled from May 23, 1901.

SESSIONAL PAPER No. 10d

No. 19.—COMPARATIVE Statement showing Shipments of Grain by Vessels and the All-rail Route from Fort William and Fort Arthur, &c.—Continued.

	CROP YEAR, 1902-03.			CROP YEAR, 1903-04.			CROP YEAR, 1904-05.		
	Vessels.	Rail.	Totals.	Vessels.	Rail.	Totals.	Vessels.	Rail.	Totals.
	Bush.	Bush.	Bush.	Bush.	Bush.	Bush.	Bush.	Bush.	Bush.
Wheat—									
Extra No. 1 Hard.....									
No. 1 Hard.....	16,529,726	798,183	17,327,909	510,018	25,976	535,994	147,472	11,375	158,847
" 1 Northern.....	10,392,171	965,968	11,358,139	5,687,006	122,496	5,809,502	3,232,676	171,529	2,404,205
" 2 ".....	4,558,469	508,349	5,066,818	8,453,309	335,459	8,788,768	8,046,964	224,880	8,271,844
" 3 ".....	1,822,591	628,111	2,450,702	8,968,776	793,711	9,762,487	7,054,646	320,526	7,375,172
Sundry grades.....	2,123,896	129,769	2,253,665	4,933,516	1,553,884	6,487,400	9,253,113	1,205,926	10,459,039
Oats.....	38,426,856	3,060,680	41,487,536	28,552,625	2,831,536	31,384,161	27,734,871	1,934,236	29,669,107
Barley.....	1,311,643	307,871	1,619,514	104,978	181,468	286,446	327,122	440,811	767,933
Flax.....	251,769	70,608	322,377	46,666	20,805	67,471	122,687	112,315	235,002
Rye.....	45,985	69,461	115,446	193,398	88,615	282,013	259,065	11,331	271,296
Total grain.....	40,636,223	3,508,623	44,144,846	28,897,667	3,122,414	32,020,081	28,444,645	2,528,663	30,573,308

No. 19.—COMPARATIVE Statement showing Shipments of Grain by Vessels and the All-rail Route from Fort William and Fort Arthur, &c.—*Continued.*

	CROP YEAR, 1905-06.			CROP YEAR, 1906-07.			CROP YEAR, 1907-08.			CROP YEAR, 1908-09.		
	Vessels.	Rail.	Totals.	Vessels.	Rail.	Totals.	Vessels.	Rail.	Totals.	Vessels.	Rail.	Totals.
Wheat—												
* Extra No. 1 Hard.....												
No. 1 Hard.....	657,711	9,586	667,297	3,315,759	192,114	3,507,873	218,609	19,718	238,327	154,852	8,291	163,056
" 1 Northern.....	29,114,424	2,577,087	31,691,511	22,543,796	864,602	23,408,398	6,946,021	515,591	7,461,612	10,313,401	381,429	10,694,830
" 2 ".....	11,591,693	1,293,140	12,884,833	14,227,111	666,067	14,893,178	7,904,677	747,652	8,652,329	12,102,319	981,206	13,083,555
" 3 ".....	2,578,264	238,246	2,816,510	2,175,988	18,938	2,194,926	6,595,049	1,074,054	7,669,103	11,961,618	1,634,241	13,595,859
Sundry grades.....	5,685,175	1,764,394	7,449,569	9,457,388	1,387,976	10,845,364	16,261,640	7,238,479	23,500,119	14,847,506	4,137,863	18,985,369
Oats.....	49,627,267	5,882,453	55,509,720	51,719,952	3,129,697	54,849,649	37,925,996	9,595,491	47,521,490	49,379,726	7,142,913	56,522,669
Barley.....	3,899,086	1,822,729	5,721,815	10,904,117	1,840,319	12,741,736	7,297,810	3,798,595	11,096,405	12,301,020	2,529,823	14,830,843
Flax.....	571,017	388,499	959,516	1,154,654	684,523	1,839,177	1,285,361	686,574	1,971,938	1,937,989	495,752	2,453,741
Rye.....	341,127	115,801	456,928	535,111	218,196	753,307	1,234,166	280,478	1,514,644	1,595,410	393,975	1,989,385
					9,010	9,010		3,036	3,036	3,015	5,661	8,676
Total grain.....	54,438,527	8,209,482	62,648,009	64,314,134	5,881,745	70,195,879	47,743,336	14,364,177	62,107,513	65,237,160	10,568,154	75,805,314

* By 6 Edward VII., Chapter 18, Sec. 3, this grade was cancelled from July 13, 1906.

SESSIONAL PAPER No. 10d

No. 20.—COMPARATIVE Statement showing Shipments of Grain from Fort William and Port Arthur for the Crop Years 1907, 1908 and 1909, with destination of same.

	WHEAT.						OATS.					
	1907.		1908.		1909.		1907.		1908.		1909.	
	Canadian Vessels.	Foreign Vessels.	Canadian Vessels.	Foreign Vessels.	Canadian Vessels.	Foreign Vessels.	Canadian Vessels.	Foreign Vessels.	Canadian Vessels.	Foreign Vessels.	Canadian Vessels.	Foreign Vessels.
Canadian ports—												
Owen Sound.....	1,845,332		1,661,159		896,997		3,824,584		2,268,628		1,401,949	
Midland.....	3,064,871		3,386,382		563,374		225,037		34,494		190,633	
Tiffin.....	305,000		1,357,126		7,528,188		424,520		424,520		1,783,512	
Collingswood.....	736,501		423,878		824,624		53,775		40,416		97,453	
Depot Harbour.....	6,358,946		3,657,131		1,497,966		874,081		272,963		315,096	
Point Edward.....	2,842,908		1,866,763		1,431,555		137,452		292,059		228,745	
Sault Ste. Marie.....											1,764	
Meaford.....	1,823,674		783,983		494,630		331,582		232,885		66,046	
Goderich.....	2,789,423		3,597,301		5,636,005		619,568		1,337,909		2,079,840	
Port Colborne.....	689,538		291,063		301,689							
Thorold.....			468,391		353,018							
Kingston.....			6,307,027		7,311,187							
Prescott.....	11,579,151		5,876,965		6,113		3,838,817		548,214		1,035,081	
Montreal.....			5,865,036		6,439,923				824,155		2,425,845	
Total, Canadian ports.....	32,035,350		30,242,225		33,285,269		9,934,896		6,276,243		9,625,964	
American ports—												
Port Huron.....	883,223	454,542	106,094	191,603		1,609,724				6,334		
Erie.....	298,103	934,525	300,181	519,144		531,287						
Chicago.....		71,307		183,383		122,763						
Buffalo.....	4,750,827	12,292,069	1,723,805	4,593,518	1,401,052	12,429,593	969,518	746,153	269,079	328,147	2,346,902	
Ogdensburg.....			63,043									
Total, American ports.....	5,932,153	13,752,443	2,193,123	5,490,648	1,401,052	14,693,397	969,518	746,153	275,413	328,147	2,346,902	
Grand Total, Shipments.....	37,967,503	13,752,443	32,435,348	5,490,648	34,686,321	14,693,397	10,904,414	7,022,396	275,413	9,954,111	2,346,902	
	51,719,946		37,925,996		49,379,718		10,904,414	7,297,809		12,301,013		

SESSIONAL PAPER No. 10d

No. 20.—COMPARATIVE statement showing Shipment of Grain from Fort William and Port Arthur, for Crop Years 1907, 1908 and 1909.

	TOTAL GRAIN.					
	1907.		1908.		1909.	
	Canadian Vessels.	Foreign Vessels.	Canadian Vessels.	Foreign Vessels.	Canadian Vessels.	Foreign Vessels.
	Bush.	Bush.	Bush.	Bush.	Bush.	Bush.
Canadian Ports—						
Owen Sound.....	6,014,306		4,163,330		2,374,694	
Midland.....	3,325,765		3,445,015		754,007	
Tiffin.....	305,000		1,558,886		9,536,081	
Collingwood.....	821,013		464,294		922,077	
Depot Harbour.....	7,463,377		3,974,796		1,849,227	
Point Edward.....	3,203,835		2,229,768		1,957,507	
Sault Ste Marie.....					1,764	
Meaford.....	2,170,098		1,058,506		628,514	
Goderich.....	3,639,113		5,278,113		8,021,561	
Port Colborne.....	689,538		322,761		301,689	
Thorold.....			468,391		353,018	
Kingston.....			7,379,563		8,897,312	
Prescott.....	15,989,440		594,787		109,114	
Montreal.....			7,561,695		9,673,740	
Total Canadian Ports	43,621,485		38,800,008		45,380,308	
American Ports—						
Port Huron.....	883,223	454,542	106,094	200,937		1,609,724
Erie.....	298,103	931,525	300,181	519,144		531,287
Chicago.....		71,307		183,383		122,793
Cleveland.....						155,899
Buffalo.....	5,758,866	12,292,069	2,625,672	4,944,870	1,922,135	15,514,992
Ogdensburg.....			63,043			
Total American ports	6,940,192	13,752,443	3,094,990	5,848,334	1,922,135	17,934,695
Grand total shipments..	50,561,677	13,752,443	41,894,998	5,848,334	47,302,443	17,934,695
	64,314,120		47,743,332		65,237,138	

No. 21.—COMPARATIVE Statement showing Shipments of Grain from Winnipeg and other points in the West, inspected at Winnipeg, Calgary and Duluth, and billed the points East and West by the All-rail Route, for the Crop Years 1899-1900, 1900-1, 1901-2, 1902-3, 1903-4, 1904-5, 1905-6, 1906-7, 1907-8, 1908-09.

Crop Years ending August 31.	Wheat.	Oats.	Barley.	Flax.	Rye.	Total.
	Bush.	Bush.	Bush.	Bush.	Bush.	Bush.
1900.....	253,150	52,800	10,000	2,490		318,440
1901.....	68,060	64,800	2,000	4,980		139,840
1902.....	1,327,700	1,449,600	103,000	45,900		2,926,200
1903.....	1,644,000	406,500	116,400	263,000		2,429,900
1904.....	552,300	171,000	7,200	20,000		750,500
1905.....	1,523,550	781,500	93,600	9,000		2,407,650
1906.....	1,448,280	851,928	139,689	5,000	2,400	2,447,288
1907.....	721,180	869,400	117,600	1,000	3,600	1,712,780
Calgary going East.....	6,420	469,800	3,600		2,400	482,220
West.....	167,990	572,400	31,200	2,000	1,200	774,790
Total All-rail, 1907.....	895,590	1,911,600	152,400	3,000	7,200	2,969,790
1908.....	705,130	770,400	26,400	2,000	1,200	1,505,130
Calgary going East.....	14,980	201,600				216,580
West.....	375,570	554,400	38,400		1,200	969,570
Duluth.....	1,350,340	118,800	70,800	32,000		1,571,940
Total All-rail, 1908.....	2,446,020	1,645,200	135,600	34,000	2,400	4,263,220
1909.....	263,550	1,342,800	14,400	10,000		1,630,750
Calgary going East.....	1,304,100	2,136,600	27,600	21,000	4,800	3,494,100
West.....	1,043,700	1,558,800	54,000	1,000	7,200	2,664,700
Duluth.....	1,325,100	118,800	70,800	52,000		1,566,700
Total All-rail, 1909.....	3,936,450	5,157,000	166,800	84,000	12,000	9,356,250

No. 22.—COMPARATIVE Statement showing the Exports of Canadian Grain from the undermentioned Ports for the Calendar Years 1907, 1908 and 1909.

	Montreal.				Quebec.				St. John, N.B.			
	1909.	1908.	1907.		1909.	1908.	1907.		1909.	1908.	1907.	
	Bush.	Bush.	Bush.		Bush.	Bush.	Bush.		Bush.	Bush.	Bush.	
Barley.....	51,972	1,137,419	825,777				50		466,108	570,140	425,141	
Barns.....	192,282	2,202	27,008		1,084	4,789			1,507	4,789	29,226	
Buckwheat.....	289	93,872	27,008		344	11,460			344	11,460	7,750	
Corn.....	521,213	401,467	3,900,618		108,307	24,044	51		20,600	34,786	621,651	
Oats.....	60,056	282,403	151,572		13,414	13,414			15,020	13,414	60,056	
Pease, whole.....	30,996	30,903	6,903		1,321	1,321			7,050,910	5,815,073	3,126,369	
Pease, split.....	14,300,137	19,552,752	13,564,846		88,190	12			7,673,924	6,507,436	4,277,663	
Wheat.....			18,507,967			416						
Other grain.....	15,677,674	21,535,970										
Totals.....								Total.				
					Vancouver.							
					1909.	1908.	1907.		1909.	1908.	1907.	
					Bush.	Bush.	Bush.		Bush.	Bush.	Bush.	
Barley.....	55,773	65,167	41,738		42,022	1,250	511		1,135,875	1,773,976	1,296,247	
Barns.....	943	2,898	2,889						2,149	7,301	4,839	
Bucks.....		527	8						193,366	99,188	56,242	
Buckwheat.....	1,249	1,074	1,125			10			1,884	30,024	8,333	
Corn.....	203,010	218,221	225,602		37,937	59	271,810		870,497	643,591	5,022,891	
Oats.....	492	3,356	4,356			10			81,148	326,685	216,035	
Pease, whole.....	12,815	72,596	62,300						84,855	118,123	74,807	
Pease, split.....	161,728	4	21		196,983		31,215		15,020	17,813	30,193	
Wheat.....		140	10						21,712,758	25,397,829	16,810,467	
Other grain.....	469,010	369,700	311,052		276,944	1,329	306,596		24,097,552	28,114,831	23,521,611	
Totals.....								Total.				
					Halifax.							
					1909.	1908.	1907.		1909.	1908.	1907.	
					Bush.	Bush.	Bush.		Bush.	Bush.	Bush.	
Barley.....					42,022	1,250	511		1,135,875	1,773,976	1,296,247	
Barns.....									2,149	7,301	4,839	
Bucks.....									193,366	99,188	56,242	
Buckwheat.....									1,884	30,024	8,333	
Corn.....					37,937	59	271,810		870,497	643,591	5,022,891	
Oats.....						10			81,148	326,685	216,035	
Pease, whole.....									84,855	118,123	74,807	
Pease, split.....					196,983		31,215		15,020	17,813	30,193	
Wheat.....									21,712,758	25,397,829	16,810,467	
Other grain.....					276,944	1,329	306,596		24,097,552	28,114,831	23,521,611	
Totals.....								Total.				

In addition to the above, there was Exported from the port of Montreal, the following quantities of United States grain, viz.:

	Wheat.	Corn.	Oats.	Barley.	Rye.	Total.
1909.....	Bush. 12,761,605	Bush. 297,986	Bush. 35,429	Bush. 10,506	Bush. 51,293	Bush. 13,206,810
1908.....	Bush. 10,908,194	Bush. 430,829	Bush. 109,130	Bush. 113,678	Bush. 51,568	Bush. 11,613,399
1907.....	Bush. 5,373,215	Bush. 4,715,012	Bush. 169,130	Bush. 32,771	Bush. 50,055	Bush. 10,201,083

SESSIONAL PAPER No. 10d

No. 23.—COMPARATIVE Statement of Canadian Wheat in Transit shipped from the following United States Ports for the Years ended June 30, 1907, 1908 and 1909.

Ports,	QUANTITIES.		
	1909.	1908.	1907.
	Bush.	Bush.	Bush.
Baltimore.....	Figures not to hand.	88,432	368,285
Boston.....		7,687,735	7,716,389
New York.....		4,333,115	4,077,705
Philadelphia.....		2,473,281	2,071,776
Portland.....		5,186,129	4,915,665
Totals, bushels.....		19,768,705	19,149,820

COMPARATIVE Statement of Canadian Flour in Transit shipped from the following United States Ports for the Years ended June 30, 1907, 1908 and 1909.

Ports,	QUANTITIES.		
	1909.	1908.	1907.
	Bbls.	Bbls.	Bbls.
Baltimore.....	Figures not to hand.	321	3,507
Boston.....		125,308	56,083
New York.....		199,614	265,131
Philadelphia.....		49,884	29,071
Portland.....		130,978	105,873
Totals, barrels.....		506,105	459,665

FIGURES RECEIVED SINCE REPORT WENT TO PRESS AND WHICH
ARE PART OF TABLE NO. 23.

SHIPMENTS OF CANADIAN WHEAT IN TRANSIT FROM UNITED STATES PORTS,
FOR YEAR ENDED JUNE 30, 1909.

Baltimore.....	465,773 bushels
Boston.....	7,420,969 "
New York.....	5,100,117 "
Philadelphia.....	5,690,749 "
Portland.....	4,809,880 "
Total.....	23,487,488 bushels.

9-10 EDWARD VII., A. 1910

No. 25.—STATEMENT showing List of Canadian and American Vessels, with capacity of same and quantity of each kind of grain carried by them, for the Season of Navigation, 1909; also recapitulation of quantity carried to Canadian and American Ports.

Canadian Vessels.	Capacity.	QUANTITY CARRIED.					Total.
		Wheat.	Oats.	Barley.	Flax.	Rye.	
Canadian Vessels—		Bush.	Bush.	Bush.	Bush.	Bush.	Bush.
Athabasca.....	40,000	61,363	20,040	2,351			83,754
Alberta.....	40,000	35,017	49,313			2,568	86,898
Assinibola.....	60,000	98,000	167,078	5,000			270,078
Algonquin.....	95,000	639,642	443,874	21,100	90,450		1,195,066
Ames, A. E.....	60,000	306,176					306,176
Arabian.....	40,000	195,543	1,200		37,611		234,354
Advance.....	40,000	137,393			180,300		317,693
Aceadian.....	110,000	562,683	240,314	85,587	15,449		904,233
Agawa.....	200,000	402,000	271,114				673,114
Beaverton.....	100,000	369,271	15,000	10,720	27,238		422,229
Bickerdike.....	50,000	239,169	42,024				281,193
Collingwood.....	240,000	439,429	336,696				776,125
Canadian.....	115,000	446,950	149,537	33,809			630,296
City of Montreal.....	35,000	32,077					32,077
Corunna.....	50,000	233,297	58,969				292,266
Carleton.....	70,000	340,117					340,117
Crowe, G. R.....	120,000	1,178,910	151,791	125,555	44,906		1,501,162
Doric.....	115,000	652,523	382,315	18,419			1,053,257
Dundee.....	100,000	574,904	142,179	11,678	23,838	448	753,045
Donnacona.....	105,000	358,157	77,313	50,000			485,470
Dunelm.....	110,000	315,985	296,043	103,191	52,363		767,582
Edmonton.....	100,000	446,944	189,000	19,210			635,154
Empress of Midland.....	125,000	775,160	25,000	18,694			818,854
Fairmount.....	105,000	725,614	10,000	10,000	44,046		789,660
Glenellah.....	110,000	497,291	55,021	56,251	20,738		629,301
Glenmount.....	110,000	450,664					450,664
Gargantua.....	75,000	45,927					45,927
Huronic.....	65,000	30,802	46,563	10,000			147,365
Harmonic.....	80,000	104,961					104,961
Hamilton.....	65,000	300,558	45,310	10,000	53,347		409,224
Haddington.....	80,000	422,202	105,500	26,000	73,286		626,988
Iroquois.....	120,000	727,288	449,082				1,176,370
India.....	45,000	137,470					137,470
Ionic.....	55,000	360,486	90,984	70,190			521,660
Keewatin.....	50,000	239,842	144,051	9,035			392,928
Kaministiquia.....	125,000	435,893	112,789	44,139	42,568		635,389
Kenora.....	75,000	129,500	437,147				566,647
Kinmount.....	115,000	791,155	25,000	10,000			826,155
Leafield.....	80,000	267,437	47,038				314,475
Manitoba.....	60,000	160,971	183,084	25,891			369,946
Matthews, W. D.....	200,000	1,775,891	461,044	62,420			2,299,355
Mapleton.....	100,000	458,369					458,369
Midland Prince.....	310,000	2,648,424	120,797				2,769,221
Midland King.....	200,000	1,102,907	766,132				1,869,039
Midland Queen.....	105,000	1,324,936	756,101	63,722	117,740		2,262,499
Meaford.....	110,000	1,187,882	150,000				1,337,882
Mount Stephen.....	120,000	1,109,762	285,491	91,155			1,486,408
McKee, J. A.....	120,000	488,411	313,291		106,605		908,307
Neepawah.....	80,000	268,997	178,623	46,373	21,289		515,282
Neeping.....	105,000	459,000	232,268				691,268
Nevada.....	50,000	198,739	132,379	41,343	50,346		422,807
Ottawa (sunk Nov. 14)	120,000	1,314,550	405,513				1,720,063
Osler, E. B.....	330,000	2,285,581	967,279				3,252,860
Paliki.....	80,000	79,500	193,137				272,637
Plummer, J. H.....	55,000	326,087	106,905				433,052
Pellett, H. M.....	55,000	391,585	71,558	18,438			481,581
Prince Rupert.....	105,000	240,809	171,385	17,300		1,150	430,644
Port Colborne.....	90,000	89,398					89,398
Quebec.....	65,000	375,080	72,466	6,303			453,849
Regina.....	90,000	573,678	74,000				647,678
Rosedale.....	82,000	359,528	208,044	20,198			600,525
Rome (burnt).....	66,000	235,345			119,695		355,040
Rosemount.....	85,000	563,346	236,384	40,418	35,372		875,520
Seguin.....	40,000	115,462	261,746	47,356			424,564
Strathcona.....	110,000	485,238	147,455	51,200			683,893
Stormount.....	110,000	480,988	130,035				611,023
Simla.....	55,000	150,000	73,814				223,814
Scottish Hero.....	130,000	871,281	834,266	50,329			1,755,876
Saronic.....	40,000	57,276	26,022				83,298
Turret Cape.....	110,000	656,124	318,645	144,417	75,387		1,194,573
Turret Chief.....	110,000	810,802	556,067				1,366,869
Turret Court.....	110,000	857,931	88,346		255,399		1,201,676
Turret Crown.....	110,000	506,947	498,622	77,196			1,082,765
Tagona.....	75,000	215,437	260,788	27,539			503,764
Ungava.....	75,000	358,306	106,877				465,183
Wahcondah.....	70,000	199,284	258,583	34,658	44,839		537,364
Westmount.....	105,000	455,831	229,215	169,736			854,782

SESSIONAL PAPER No. 10d

No. 25.—STATEMENT showing List of Canadian and American Vessels with capacity of same, and quantity, &c.—Continued.

Canadian Vessels.	Capacity.	QUANTITY CARRIED.					
		Wheat.	Oats.	Barley.	Flax.	Rye.	Total.
		Bush.	Bush.	Bush.	Bush.	Bush.	Bush.
Canadian vessels—Con.							
Wexford.....	100,000	554,951	304,319				859,270
Winona.....	120,000	1,004,152					1,004,152
Wasaga.....	55,000	243,658	145,105	69,559			458,322
Windsor.....	70,000		116,500				116,500
Totals (No. 81).....	7,853,000	40,610,244	15,022,802	1,903,516	1,625,567	4,166	59,166,295
Foreign Vessels—							
Adams, Thos.....	210,000	330,000			89,761		419,761
Armour, P. D.....	100,000	98,000					98,000
Barlum, J. J.....	340,000	340,000					340,000
Barlum, Thos.....	295,000	194,885			96,086		290,971
Barlow, J. H.....	310,000	119,916	336,349				456,265
Boland, J. J.....	306,000	210,000					313,287
Bope, H. B.....	350,000	337,469					337,469
Brower, A. G.....	200,000	171,955					171,955
Brown, W. L.....	250,000	236,466					236,466
Carter, E. D.....	320,000	447,876		255,276			703,152
Cuddy, Loftus.....	357,000	356,524					356,524
Craig, Geo. L.....	210,000	210,000					210,000
Cranage, Thos.....	140,000	111,000					111,000
City of Paris.....	130,000	104,000					104,000
City of London.....	110,000	56,989					56,989
Chili.....	145,000	143,545					143,545
Conestoga.....	95,000	90,834					90,834
Durston, J. F.....	260,000	250,600					250,600
Dunham, J. S.....	260,000	240,922					240,922
Egan, W. M.....	90,000				85,926		85,926
Fitzgerald, N. E.....	260,000	187,074		57,785			244,859
Gilchrist.....	200,000	200,000					200,000
Heffelfinger, F. D.....	210,000	368,000	59,000	48,124	42,925		518,049
Hawgood, W. A.....	355,000	354,307					354,307
A. H.....	360,000	282,734			83,929		366,663
H. A.....	351,000	351,000					351,000
Hart, F. W.....	215,000	213,089					213,089
Hebard, C. S.....	315,000	300,000					300,000
Kensington.....	265,000	213,000					213,000
Ketcher, Chas. W.....	250,000	488,082					488,082
Kopp, J. J.....	315,000	315,000					315,000
Lewiston.....	115,000	65,776			37,131		102,907
Laughlin, James.....	350,000	336,503					336,503
Morley, W. B.....	87,000	87,119					87,119
Maryland.....	130,000	61,695					61,695
Mack, W. H.....	200,000	199,900					199,900
Minch, Philip.....	320,000	319,371					319,371
Miller, P. P.....	200,000	622,466			158,080		780,546
McGean, Jno. A.....	270,000	259,000					259,000
Nyanza.....	168,000	67,076					67,076
New York.....	90,000	169,580					169,580
Ohl, Thos. H.....	260,000	197,386			66,375		263,761
Panay.....	216,000	216,150					216,150
Peavey, F. H.....	235,000	391,783			83,885		475,668
Park, Sheldon.....	353,000	353,000					353,000
Reck, E. M.....	87,000	46,998					46,998
Riddle, J. B.....	350,000	351,480					351,480
Stadacona.....	330,000	389,278			264,991		654,269
Shaughnessey, Sir T. G.....	298,000	535,664			100,241		635,905
Squires, F. B.....	240,000	240,000					240,000
Steel King.....	220,000	205,722					205,722
Smith, H. B.....	341,000	341,000					341,000
Smith B. Lyman.....	210,000	164,792	60,000				224,792
Tampa.....	108,000	108,147					108,147
Uranus.....	185,000				191,446		191,446
Van Allan, D. R.....	9,500	9,472					9,472
Venus.....	193,000	192,917					192,917
Wells, F. B.....	265,000	236,189					236,189
Western Star.....	245,000	679,752			64,000		743,752
Wilkinson, H. S.....	205,000	203,906					203,906
Woodford, W. R.....	355,000	701,000					701,000
Wallace, J. C.....	347,000	347,450					347,450
Walker, N. G.....	235,000		363,360				363,360
Weeks, J. L.....	240,000	240,000					240,000
Wolf, W. H.....	116,500	59,271					59,271
Zimmerman, E.....	325,000	249,750		90,000			339,750
Totals, No. 66.....	15,473,000	15,972,860	818,709	451,185	1,468,063		18,710,817

No. 25.—STATEMENT showing List of Canadian and American Vessels, with capacity of same, and quantity, &c.—*Concluded.*

RECAPITULATION.

Canadian Vessels.	Capacity.	QUANTITY CARRIED.					
		Wheat.	Oats.	Barley.	Flax.	Rye.	Total.
		Bush.	Bush.	Bush.	Bush.	Bush.	Bush.
<i>Canadian Vessels</i>	7,853,000						
To Canadian Ports.....		37,282,003	14,694,654	1,629,274	1,085,117	4,166	54,695,214
To Foreign Ports.....		3,328,241	328,148	274,242	540,451		4,471,082
<i>Foreign Vessels</i>	15,473,000						
To Foreign Ports.....		15,972,860	818,709	451,185	1,468,062		18,710,816
Totals.....	23,326,000	56,583,104	15,841,511	2,354,701	3,093,630	4,166	77,877,112

No. 27.—STATEMENT showing the Estimated average yield per acre, of the various grains grown in the Provinces of Manitoba, Saskatchewan and Alberta, for the years 1898 to 1909.

Years.	YIELD PER ACRE—WHEAT.		YIELD PER ACRE—OATS.			YIELD PER ACRE—BARLEY.			YIELD PER ACRE—FLAX.				
	Alberta.		Manitoba.	Saskatche- wan.	Alberta.	Manitoba.	Saskatche- wan.	Alberta.	Manitoba.	Saskatche- wan.	Manitoba.	Saskatche- wan.	Alberta.
	Saskatche- wan.	Spring.	Winter.										
1898	17.30	25.27		35.02	23.95	41.50	29.47	21.81	32.00	14.00			
1899	18.19	23.74		38.30	30.47	42.16	29.10	20.97	26.80	14.00			
1900	9.	19.22		20.5	10.68	33.82	18.9	18.16	25.37	8.4			
1901	25.41	24.58		40.3	11.76	10.68	31.2	31.48	32.81	12.7			
1902	22.57	18.86		17.5	30.93	31.71	35.9	20.91	21.31	13.7			9.80
1903	19.44	18.65		38.02	32.71	31.95	26.66	24.94	25.51	10.5			9.31
1904	17.51	16.58		38.8	31.04	31.04	30.51	21.27	26.12	13.1			13.63
1905	23.09	21.46		42.6	42.70	39.18	32.5	27.11	27.36	13.2			14.31
1906	21.40	23.07		43.85	37.35	39.12	36.96	24.57	29.32	14.6			10.65
1907	13.52	18.25		34.8	29.09	30.11	25.7	17.02	19.78	12.25			7.87
1908	13.68	18.81		36.8	27.29	36.93	27.54	17.28	25.03	11.8			7.96
1909	22.4	25.		37.1	47.1	40.	27.31	32.1	25.	12.29			13.9

SESSIONAL PAPER No. 10d

No. 28.—ESTIMATED Acreage under Crop in the Provinces of Ontario, Quebec, New Brunswick, Nova Scotia and Prince Edward Island, for the undermentioned years.

Years.	WHEAT—ACRES.					OATS—ACRES.					
	Ontario.	Quebec.	New Brunswick.	Nova Scotia.	Prince Edward Island.	Total.	Ontario.	Quebec.	New Brunswick.	Nova Scotia.	Prince Edward Island.
1900	1,415,515	26,867	1,479,112	2,398,831	1,479,112	2,398,831	178,992	184,114	90,924	2,577,826	
1901	1,269,635	133,761	26,010	16,327	1,445,736	2,108,461	171,913	1,071,309	2,500,758	4,032,886	
1902	1,051,707	22,692	913,516	21,544	1,071,309	2,638,665	176,909	853,895	2,654,936	2,872,671	
1903	833,485	20,410	853,485	20,410	853,485	2,668,416	187,146	194,647	128,779	2,815,574	
1904	986,329	20,681	979,856	2,716,711	4,007,013	2,668,416	194,647	194,647	138,779	2,855,562	
1905	959,032	20,821	959,032	20,821	959,032	2,716,711	194,647	194,647	138,779	2,911,358	
1906	820,678	107,698	35,817	20,419	1,005,213	2,932,509	194,211	1,512,500	135,000	4,913,592	
1907	821,766	105,500	17,579	20,600	963,045	2,771,259	191,865	191,865	135,000	4,793,724	
1908	748,536	100,500	14,447	20,600	960,183	2,695,585	193,815	193,815	138,000	4,786,500	

Years.	BARLEY—ACRES.					PEAS—ACRES.					
	Ontario.	Quebec.	New Brunswick.	Nova Scotia.	Prince Edward Island.	Total.	Ontario.	Quebec.	New Brunswick.	Nova Scotia.	Prince Edward Island.
1900	577,810	5,052	582,863	661,592	582,863	661,592	680,832	680,832	148	680,832	
1901	637,201	4,396	735,293	7,679	735,293	602,721	532,639	532,639	148	532,639	
1902	681,622	4,253	685,875	7,113	685,875	407,133	407,133	339,260	374,518	407,133	
1903	709,839	4,113	713,952	3,900	713,952	339,260	339,260	339,260	374,518	339,260	
1904	729,434	4,104	776,537	4,104	776,537	410,336	410,336	410,336	410,336	410,336	
1905	776,633	4,104	776,737	4,277	776,737	340,995	340,995	340,995	656	340,995	
1906	756,163	4,094	760,410	10,251	760,410	396,612	396,612	396,612	600	396,612	
1907	768,891	112,979	899,695	9,700	899,695	381,699	381,699	381,699	600	381,699	
1908	734,929	109,600	822,615	5,900	822,615	46,400	46,400	46,400	600	46,400	
1909	685,252	108,400	820,162	5,900	820,162	1,500	1,500	1,500	600	1,500	

No. 28. ESTIMATED AVERAGE UNDER CROP IN THE PROVINCES OF ONTARIO, QUEBEC, NEW BRUNSWICK, NOVA SCOTIA AND PRINCE EDWARD ISLAND, FOR THE UNDERMENTIONED YEARS—*Concluded.*

CORN—ACRES.

RYE—ACRES.

Years.	CORN—ACRES.					RYE—ACRES.					
	Ontario.	Quebec.	New Brunswick.	Nova Scotia.	Prince Edward Island.	Total.	Ontario.	Quebec.	New Brunswick.	Nova Scotia.	Prince Edward Island.
1900	142,213	19,530	55,815	1,015	330,772	142,213	19,530	69,165	9,345	4,291	171,735
1901	158,236	19,530	55,815	1,015	323,923	178,781	19,530	70,114	9,345	4,291	270,322
1902	189,318	19,530	55,815	1,015	371,659	189,318	19,530	63,022	9,345	4,291	456,346
1903	179,277	19,530	55,815	1,015	378,924	179,277	19,530	61,495	9,345	4,291	456,982
1904	130,702	19,530	55,815	1,015	339,882	130,702	19,530	61,571	9,345	4,291	462,182
1905	101,292	19,530	55,815	1,015	295,005	101,292	19,530	60,565	9,345	4,291	464,032
1906	79,870	19,530	55,815	1,015	247,222	79,870	19,530	57,588	9,345	4,291	465,500
1907	69,715	19,530	55,815	1,015	214,288	69,715	19,530	58,262	9,345	4,291	465,700
1908	87,908	19,530	55,815	1,015	263,413	87,908	19,530	58,444	9,345	4,291	465,700
1909	91,661	19,530	55,815	1,015	267,007	91,661	19,530	56,735	9,345	4,291	465,700

TOTAL—ACRES.

BUCKWHEAT—ACRES.

Years.	CORN—ACRES.					RYE—ACRES.					BUCKWHEAT—ACRES.							
	Ontario.	Quebec.	New Brunswick.	Nova Scotia.	Prince Edward Island.	Total.	Ontario.	Quebec.	New Brunswick.	Nova Scotia.	Prince Edward Island.	Total.	Ontario.	Quebec.	New Brunswick.	Nova Scotia.	Prince Edward Island.	Total.
1900	102,570	102,602	280,077	127,195	1,016	171,735	5,659,336	1,843,072	280,077	127,195	1,016	5,939,413	113,039	91,400	271,304	184,800	188,100	8,053,098
1901	88,266	102,602	284,684	127,195	1,016	270,322	5,488,419	1,843,072	284,684	127,195	1,016	7,743,350	140,605	91,400	271,304	184,800	188,100	8,087,556
1902	93,321	102,602	261,772	127,195	1,016	456,346	5,308,003	1,843,072	261,772	127,195	1,016	5,569,775	175,630	91,400	265,997	188,700	220,400	7,791,369
1903	95,487	102,602	261,061	127,195	1,016	456,982	5,322,871	1,843,072	261,061	127,195	1,016	5,586,652	140,605	91,400	265,997	188,700	220,400	7,791,369
1904	100,608	102,602	263,061	127,195	1,016	462,182	5,101,307	1,843,072	263,061	127,195	1,016	5,425,271	140,605	91,400	265,997	188,700	220,400	7,791,369
1905	101,591	102,602	272,459	127,195	1,016	464,032	5,198,193	1,843,072	272,459	127,195	1,016	5,470,692	140,605	91,400	265,997	188,700	220,400	7,791,369
1906	106,114	102,602	272,459	127,195	1,016	464,032	5,498,828	1,843,072	272,459	127,195	1,016	5,776,161	140,605	91,400	265,997	188,700	220,400	7,791,369
1907	113,039	102,602	277,336	127,195	1,016	465,500	5,588,127	1,843,072	277,336	127,195	1,016	5,776,161	140,605	91,400	265,997	188,700	220,400	7,791,369
1908	140,605	102,602	277,336	127,195	1,016	465,700	5,488,652	1,843,072	277,336	127,195	1,016	5,776,161	140,605	91,400	265,997	188,700	220,400	7,791,369
1909	175,630	102,602	280,077	127,195	1,016	465,700	5,165,072	1,843,072	280,077	127,195	1,016	5,939,413	140,605	91,400	265,997	188,700	220,400	7,791,369

SESSIONAL PAPER No. 10d

No. 30.—EXCEPTIONAL Yields of Wheat in the Province of Alberta, Crop of 1908.

District.	SPRING WHEAT.			WINTER WHEAT.		
	Acreage.	Yield.	Average yield per acre.	Acreage.	Yield.	Average yield per acre.
	No.	Bush.	Bush.	No.	Bush.	Bush.
No. 1.....	410	17,040	41.56	970	40,507	41.75
" 2.....	360	12,032	34.41	1,031	42,903	41.61
" 3.....	188	6,063	32.25	529	20,078	39.10
" 4.....	110	3,587	32.60	1,070	46,678	43.62
" 5.....	322	12,982	40.31	2,042	88,300	43.42
" 6.....				100	3,900	39.00
" 7.....	258	10,115	39.20	2,541	104,527	41.13
" 8.....	125	4,184	33.47	307	12,898	42.01
" 9.....	390	16,589	42.51	158	6,716	42.50
" 10.....	375	13,336	35.56	27	955	35.37
" 11.....	67	2,103	31.38			
" 12.....	31	1,056	34.00	11	478	43.45
" 13.....	30	1,001	33.36			
" 14.....	283	10,191	36.36	50	1,932	38.64
" 15.....	42	14,080	35.23	52	2,100	40.38
" 16.....	148	5,105	34.49	12	450	39.16

No. 30.—EXCEPTIONAL Yields of Wheat in the Province of Alberta, Crop of 1909.

Name.	Location.	Post Office.	SPRING WHEAT.		
			Acreage.	Yield.	Average yield per acre.
			No.	Bush.	Bush.
B. Johnson.....	4-22 W. 4	Magrath.....	10	500	50.00
A. Carter.....	6-21 W. 4	Raymond.....	15	823	54.86
C. A. Hackling.....	6-22 W. 4	Magrath.....	10	430	43.00
R. Carruthers.....	17-28 W. 4	Cayley.....	50	2,000	40.00
J. Watten.....	20-1 W. 5	Okotoks.....	16	675	42.18
E. Adams.....	21-27 W. 4	Gladys.....	15	621	41.40
W. W. Gibb.....	44-13 W. 4	Killam.....	42	1,814	43.19
Mr. Beaver.....	46-24 W. 4	Wetaskiwin.....	8	328	41.00
R. Bideman.....	50-25 W. 4	Leduc.....	1½	74	49.33
W. Connolley.....	49- 6 W. 5	Vermilion.....	10	440	44.00
G. Sissons.....	54-23 W. 4	Larmoureaux.....	15	500	33.33
D. Lamkoury.....	55-23 W. 4	Larmoureaux.....	2½	133	53.20
A. Rouque.....	55-22 W. 4	Larmoureaux.....	2	100	50-00
A. Wall.....	54-23 W. 4	Horse Hills.....	2	90	45.00
E. Weber.....		Didsbury.....	17	500	42.08
J. Brinson.....		Sunnyslop.....	60	2,404	40.00
F. H. Routledge.....		Bowden.....	13	590	45.00
I. Teeling.....		Bowden.....	6	285	47.00
A. Hnies.....		Penhold.....	35	947	
W. Bryan.....		Red Deer.....	18	750	41.00
C. L. Holt.....		Stettler.....	33	1,343	40.00
S. Rhone.....		Lacombe.....	4	160	40.00
Mrs. Vold.....		Asker.....	6	335	55.00
Mr. Matson.....	47-19 W. 4	Camuse.....	1	44	44.00
J. Schroler.....	53-22 W. 4	Clover Bar.....	37	1,700	45.94

SESSIONAL PAPER No. 10d

No. 31.—ESTIMATED Grain Production in Canada.

NOTE.—F.—Fall; S.—Spring; W.—Winter

Province.	Wheat.		Oats.		Barley.		Flax.		Rye.		Pease.		Buckwheat.		Totals.		
	Bush.	Bhus.	Bush.	Bhus.	Bhus.	Bhus.	Bush.	Bhus.	Bush.	Bhus.	Bush.	Bhus.	Bush.	Bhus.	Bush.	Bhus.	
1900.																	
	F.	23,369,737		89,603,327	16,409,751					2,357,635	14,058,198			1,871,261	155,203,212		
	S.	6,910,333		5,281,690	120,222					25,792	9,018			1,527,610	7,433,823		
		13,025,252		8,811,512	2,639,477			161,313							24,378,131	24,378,131	
		1,028,201		1,226,152	333,216											8,007,662	
	47,867,917		108,015,181		20,322,666		161,313		2,383,427		11,067,216		3,401,871		196,222,921		
1901.																	
	F.	16,017,029		78,331,490	16,761,076					2,547,313	10,089,173			1,757,071	131,004,963		
	S.	4,498,751		1,941,092	99,540					62,261	16,319				5,523,418		
		50,011,835		27,796,588	6,256,165			269,420							84,689,608	84,689,608	
		12,808,117		11,113,066	793,100			193,100								24,911,713	
	81,841,918		122,189,136		24,191,871		461,520		2,609,574		10,105,522		1,757,071		246,129,612		
1902.																	
	F.	20,233,669		106,131,439	21,890,602					3,509,332	7,661,679			1,911,683	167,689,428		
	S.	6,038,024		3,313,319	106,701					49,900	31,154			1,501,731	7,375,421		
		53,477,947		31,178,169	11,848,432			561,410							100,052,313	100,052,313	
		13,666,830		10,601,295	870,417			170,670								25,650,292	
	93,769,450		156,881,243		31,746,142		735,110		3,559,232		7,698,833		3,413,414		300,776,421		
1903.																	
	F.	17,242,763		110,228,103	21,378,817					2,470,768	8,924,650			2,019,169	170,444,377		
	S.	4,650,707		5,791,607	105,117									1,424,728	7,777,087		
		40,110,848		33,035,744	8,707,252			586,650							82,575,959	82,575,959	
		16,029,119		14,179,705	1,842,284			292,852								32,343,990	
	78,495,292		163,235,159		35,033,470		879,802		3,058,950		8,966,133		3,473,897		293,142,613		
1901.																	
	F.	9,160,623		102,173,413	24,567,825					2,001,826	6,629,866			2,066,231	150,070,920		
	S.	3,471,103		5,153,262	88,772									1,292,050	6,863,629		
		39,162,458		36,289,979	11,177,970			161,106							87,229,373	87,229,373	
		16,875,537		16,365,846	2,206,577			171,437								35,619,397	
	69,029,296		159,982,530		38,011,411		635,513		2,127,686		6,629,866		3,328,284		279,771,319		

No. 31.—ESTIMATED Grain Production in Canada.—Continued.

NOTE.—F.—Fall; S. Spring; W.—Winter

Province.	Wheat.		Oats.		Barley.		Flax.		Rye.		Pease.		Buckwheat.		Totals.	
	F.	S.	Bush.	Bush.	Bush.	Bush.	Bush.	Bush.	Bush.	Bush.	Bush.	Bush.	Bush.	Bush.	Bush.	Bush.
1905.																
Ontario.....	17,433,961		105,563,572		21,265,391				1,714,351			7,100,021		2,199,652		162,360,178
New Brunswick.....	3,582,627		5,486,528		96,809									1,157,237		7,145,471
Manitoba.....	404,897		45,481,025		14,064,175			326,961	173,075			53,706				115,863,361
Saskatchewan.....	55,761,416		19,213,055		393,396			398,399								46,612,136
Alberta.....	2,306,524		9,514,180		1,773,914			8,337								13,602,955
Totals.....	106,096,711		185,261,360		41,093,688		733,700		1,888,026		7,153,727		3,356,889			345,584,101
1906.																
Ontario.....	18,811,774		108,341,455		25,253,011		*23,988,682		1,327,582			7,388,987		1,792,903		190,201,394
New Brunswick.....	3,267,000		5,695,580		99,355									1,179,998		7,381,786
Manitoba.....	406,853		2,100,000		150,000				14,000							2,464,000
Saskatchewan.....	290,000		50,692,977		17,532,553		274,330		109,680			67,301				129,918,254
Alberta.....	61,250,413		23,965,528		1,316,415		710,689					†19,480				63,052,210
British Columbia.....	37,040,098		13,136,913		2,157,957		38,491		22,462			†11,423				19,333,266
Totals.....	1,301,359		1,529,411		625,000											19,333,266
	2,664,661															2,687,744
	533,333															
British Columbia.....																
Totals.....	125,505,491		205,461,861		47,134,291		*23,988,682		1,464,721			†30,903		2,972,901		415,038,654
1907.																
Ontario.....	15,515,491		83,524,301		21,718,332		*22,217,931		1,081,706			7,365,036		2,546,468		156,502,916
New Brunswick.....	2,173,651		5,748,131		96,558									1,451,911		7,707,317
Manitoba.....	410,714		336,348		1,105,580		283,646		14,088							4,739,632
Saskatchewan.....	336,348		11,327,762		2,885,347				340,000			1,017,223		2,811,810		50,121,869
Quebec.....	17,563		6,313,872		172,371				939			9,088		141,194		7,219,911
Prince Edward Island.....	582,450															
Totals, Eastern Provinces.....	21,088,351		141,019,649		25,156,254		*22,247,931		1,436,733			8,391,347		6,951,383		226,201,648
Manitoba.....	39,688,266		42,140,745		16,752,724		317,347		83,682			27,521				99,010,285
Saskatchewan.....	27,691,601		23,324,903		1,350,265		1,361,716									53,731,485
Alberta.....	1,492,925		9,247,914		1,082,460		50,002		10,595			†3,346				14,588,852
British Columbia.....	2,261,610		1,730,000		88,560				21,600							2,282,160
Totals, Western Provinces.....	412,000															
Totals, Western Provinces.....	72,016,402		76,443,562		19,274,009		1,732,065		115,877			{ †3,346				169,612,782
												{ 27,521				
Grand Totals.....	93,104,753		217,463,211		44,430,263		*22,247,931		1,552,610			{ †3,346		6,951,383		395,904,430
												{ 1,732,065				

SESSIONAL PAPER No. 10d

Ontario.....	16,430,476 2,197,716	96,626,419	20,888,569	223,001,122	1,153,616	7,401,336	3,323,688	171,922,922
New Brunswick.....	5,396,273	75,915	223,100	*		28,500	1,372,972	7,136,751
Nova Scotia.....	4,050,000	35,478,000	2,170,000	*1,126,000	325,000	675,000	558,000	5,271,600
Quebec.....	1,424,000	6,124,000	2,181,000			11,000	2,111,000	43,309,000
Prince Edward Island.....	425,000						129,000	6,940,000
Totals, Eastern Provinces.....	21,181,683	147,674,692	23,605,584	*24,727,122	1,778,616	8,118,836	7,493,740	234,580,273
Manitoba.....	49,252,539	44,686,043	18,135,757	502,206	334,609	147,033		113,058,187
Saskatchewan.....	50,654,629	48,379,838	3,965,724	2,589,352	55,008			105,735,264
Alberta.....	4,001,503	15,922,974	1,949,164	73,762	22,625		49,697	25,073,147
British Columbia.....	3,093,422	1,816,500	93,000		22,700			2,396,300
Totals, Western Provinces.....	107,466,193	110,805,355	21,143,645	3,165,320	434,912	117,033	410,410	246,262,898
Grand Totals.....	128,647,876	258,480,047	47,749,229	*24,727,122 3,165,320	2,213,558	8,265,869	7,493,740	480,843,171
1909.								
Ontario.....	15,967,652 2,223,567	90,235,379	18,776,777	*22,619,690	1,573,921	7,613,656	4,280,790	163,291,633
New Brunswick.....	568,079	5,682,338	70,000				1,405,775	7,426,192
Nova Scotia.....	412,000	4,140,000	243,800			36,000	468,000	5,289,800
Quebec.....	1,679,000	42,501,000	2,604,000	*1,017,000	335,000	752,000	1,982,000	50,900,000
Prince Edward Island.....	537,000	7,246,000	275,000			19,000	130,000	8,207,000
Totals, Eastern Provinces.....	21,087,269	149,804,917	21,969,577	*23,666,690	1,908,921	8,420,656	8,266,565	235,124,625
Manitoba.....	45,774,707	50,983,056	16,416,634	253,636	50,891	25,527		113,504,451
Saskatchewan.....	90,215,000	105,465,000	7,853,000	4,438,700				207,961,700
Alberta.....	6,250,000	20,000,000	2,500,000	82,450	18,000	11,500		30,861,850
British Columbia.....	460,324	2,162,350	91,474					2,714,348
Totals, Western Provinces.....	144,700,231	178,610,406	26,841,108	4,784,786	68,891	37,027		355,012,449
Grand Totals.....	165,787,550	328,415,323	48,810,685	*23,666,690 4,784,786	1,977,812	8,457,683	8,266,565	590,167,074

* Corn.
† Speltz.
Note.—These are the figures compiled by the various Provinces.

No. 32.—WORLD'S WHEAT PRODUCTION.

Country.	1906.	1907.	1908.
	Bushels.	Bushels.	Bushels.
North America—			
United States.....	735,261,000	634,087,000	664,602,000
Canada.....	128,000,000	92,662,753	128,647,876
Mexico.....	7,000,000	10,000,000	8,000,000
Total, North America.....	870,261,000	736,749,753	801,249,876
South America—			
Argentina.....	134,931,000	155,993,000	192,489,000
Chile.....	12,157,000	15,776,000	17,000,000
Uruguay.....	4,606,000	6,867,000	7,430,000
Total, South America.....	151,694,000	178,636,000	216,919,000
Europe—			
Austria-Hungary.....	268,675,000	185,059,000	230,624,000
Belgium.....	12,964,000	12,000,000	13,000,000
Bulgaria.....	55,076,000	30,000,000	47,072,000
Denmark.....	4,161,000	4,000,000	4,400,000
Finland.....	100,000	100,000	135,000
France.....	324,919,000	369,970,000	310,526,000
Germany.....	114,754,000	127,843,000	138,412,000
Greece.....	8,000,000	8,000,000	7,000,000
Italy.....	176,464,000	177,543,000	150,792,000
Montenegro.....	200,000	200,000	200,000
Netherlands.....	4,978,000	5,000,000	5,075,000
Norway.....	303,000	200,000	330,000
Portugal.....	9,000,000	6,000,000	5,000,000
Roumania.....	113,867,000	42,237,000	51,813,000
Russia—			
Russia Proper.....	341,765,000		
Poland.....	21,152,000	455,000,000 (2)	*569,184,000
Northern Caucasia.....	85,016,000		
Serbia.....	150,963,000		
Spain.....	13,241,000	8,375,000	14,000,000
Sweden.....	110,656,000	100,331,000	119,970,000
Switzerland.....	6,650,000	5,953,000	6,756,000
Turkey.....	1,000,000	1,000,000	3,527,000
United Kingdom.....	25,000,000	16,000,000	25,000,000
Total, Europe.....	1,826,422,000	1,616,086,000	1,761,731,000
Asia—			
British India (including such native states as report)	320,288,000	315,386,000	229,092,000
Cyprus.....	2,410,000	2,000,000	2,700,000
Japanese Empire.....	20,461,000	23,132,000	22,466,000
Persia.....	16,000,000	16,000,000	16,000,000
Russia—			
Central Asia.....	11,486,000		
Siberia.....	45,833,000	56,000,000	
Trans-Caucasia.....	108,000		
Total, Asia.....	451,586,000	447,518,000	305,258,000
Turkey.....	57,427,000	35,000,000	35,000,000
Total, Asia.....	451,586,000	447,518,000	305,258,000
Africa—			
Algeria.....	34,080,000	31,120,000	28,000,000
Cape of Good Hope.....	2,000,000	2,000,000	2,000,000
Egypt.....	12,000,000	12,000,000	25,000,000
Natal.....	8,000	6,000	3,000
Soudan.....	542,000	500,000	500,000
Tuni.....	4,409,000	6,000,000	2,838,000
Total, Africa.....	53,039,000	51,626,000	58,311,000
Australia.....	70,681,000	68,185,000	45,987,000
New Zealand.....	7,013,000	5,782,000	5,743,000
Total, Australasia.....	77,694,000	73,967,000	51,730,000
Grand Total.....	3,430,696,000	3,101,582,753	3,195,228,876

*Includes Asiatic Russia.

As the above figures indicate Canada for 1908, ranks ninth in the world's wheat producing countries, which puts her up one place above the two preceding years.

SESSIONAL PAPER No. 10d

In average yield per acre, Canada exceeds her chief competitors in the European market. They are per acre, as follows: Russia 10 bushels, United States 12 bushels, and Argentina 13 bushels.

Canada in 1906, produced 19 bushels and in 1908 16 bushels per acre.

It is a notable fact that the countries producing the largest quantities of wheat, have the least yield per acre.

No. 33.—WORLD'S Oat Production.

Country.	1906.	1907.	1908.
	Bushels.	Bushels.	Bushels.
North America—			
United States.....	(1) 964,905,000	(2) 754,443,000	(2) 807,156,000
Canada.....	(6) 251,194,000	(6) 210,869,000	(5) 258,480,047
Mexico.....	17,000	17,000	17,000
Total, North America.....	1,216,116,000	965,329,000	1,065,653,047
Europe—			
Austria-Hungary.....	(5) 251,368,000	(5) 257,172,000	(6) 222,374,000
Belgium.....	45,228,000	45,000,000	44,000,000
Bulgaria.....	18,793,000	18,000,000	8,500,000
Denmark.....	40,179,000	40,000,000	41,000,000
Finland.....	18,000,000	18,000,000	19,000,000
France.....	(4) 256,943,000	(4) 314,132,000	(4) 287,190,000
Germany.....	(3) 580,875,000	(3) 630,321,000	(3) 530,131,000
Greece.....			
Italy.....	18,000,000	20,000,000	18,000,000
Montenegro.....			
Netherlands.....	19,588,000	20,000,000	21,000,000
Norway.....	9,297,000	6,000,000	11,315,000
Portugal.....			
Roumania.....	26,165,000	17,842,000	17,212,000
Russia—			
Russia Proper.....	544,933,000	728,351,000	743,506,000
Poland.....	66,425,000	72,573,000	66,156,000
Northern Caucasia.....	21,933,000	19,697,000	24,860,000
.....	(2) 633,291,000	(1) 820,621,000	(1) 834,502,000
Servia.....	4,642,000	2,984,000	3,000,000
Spain.....	45,632,000	16,998,000	28,114,000
Sweden.....	64,550,000	67,741,000	72,773,000
Switzerland.....			
Turkey.....			
United Kingdom.....	190,024,000	198,718,000	191,362,000
Total, Europe.....	2,222,575,000	2,493,532,000	2,349,473,000
Asia—			
Cyprus.....	359,000	400,000	340,000
Russia—			
Central Asia.....	9,805,000	18,048,000	18,540,000
Siberia.....	69,873,000	67,114,000	89,500,000
Trans-Caucasia.....	35,000	14,000	27,000
.....	79,713,000	85,176,000	108,067,000
Total, Asia.....	80,072,000	85,576,000	108,407,000
Africa—			
Algeria.....	7,000,000	7,000,000	8,500,000
Cape Good Hope.....	3,000,000	3,000,000	2,596,000
Egypt.....			
Natal.....	7,000	8,000	5,000
Soudan.....			
Tunis.....	2,411,000	2,000,000	1,135,000
Total, Africa.....	12,418,000	12,008,000	12,236,000
Australia.....	10,805,000	14,041,000	9,472,000
New Zealand.....	13,108,000	11,555,000	15,495,000
Total, Australasia.....	23,913,000	25,596,000	24,967,000
Grand total.....	3,555,094,000	3,582,041,000	3,560,736,047

No. 34.—WORLD'S BARLEY PRODUCTION.

Country.	1906.	1907.	1908.
	Bushels.	Bushels.	Bushels.
North America—			
United States.....	(2) 178,916,000	(3) 153,597,000	(3) 166,756,000
Canada.....	(8) 50,820,000	(8) 45,235,000	(8) 47,749,229
Mexico.....	7,000,000	7,000,000	7,000,000
Total, North America.....	236,736,000	205,832,000	221,505,229
Europe—			
Austria-Hungary.....	(3) 151,805,000	(4) 146,494,000	(4) 130,665,000
Belgium.....	4,349,000	4,000,000	4,500,000
Bulgaria.....	12,882,000	10,000,000	8,500,000
Denmark.....	22,049,000	22,000,000	20,000,000
Finland.....	5,000,000	5,000,000	6,000,000
France.....	36,538,000	45,095,000	40,585,000
Germany.....	(4) 142,901,000	(2) 160,650,000	(2) 140,539,000
Greece.....			
Italy.....	8,000,000	8,000,000	8,000,000
Montenegro.....			
Netherlands.....	3,260,000	4,000,000	4,500,000
Norway.....	3,262,000	2,500,000	3,028,000
Portugal.....			
Roumania.....	33,539,000	20,062,000	12,873,000
Russia—			
Russia Prop.....	243,619,000	277,501,000	297,454,000
Poland.....	23,351,000	25,397,000	23,790,000
Northern Caucasia.....	37,306,000	41,206,000	46,220,000
	(1) 304,276,000	(1) 344,104,000	(1) 367,464,000
Servia.....	4,848,000	3,137,000	4,000,000
Spain.....	(5) 91,185,000	(7) 53,598,000	(6) 69,599,000
Sweden.....	14,328,000	13,553,000	15,820,000
United Kingdom.....	(7) 69,673,000	(6) 69,258,000	(7) 63,579,000
Total, Europe.....	907,895,000	911,451,000	899,349,000
Asia—			
British India (including such native states as report).....			
Cyprus.....	2,778,000	3,000,000	3,100,000
Japanese Empire.....	(6) 84,017,000	(5) 90,594,000	(5) 87,965,000
Persia.....			
Russia—			
Central Asia.....	2,614,000	4,385,000	4,345,000
Siberia.....	5,136,000	4,956,000	6,103,000
Trans-Caucasia.....	13,000	4,000	13,000
	7,763,000	9,345,000	10,461,000
Turkey.....			
Total, Asia.....	94,558,000	102,939,000	101,528,000
Africa—			
Algeria.....	35,000,000	35,000,000	35,000,000
Cape Good Hope.....	900,000	900,000	900,000
Egypt.....			
Natal.....	5,000	5,000	5,000
Soudan.....	334,000	300,000	300,000
Tunis.....	7,863,000	8,000,000	4,257,000
Total, Africa.....	44,102,000	44,205,000	40,462,000
Australia.....	1,945,000	2,319,000	2,055,000
New Zealand.....	1,056,000	1,068,000	1,200,000
Total, Australasia.....	3,001,000	3,387,000	3,255,000
Grand total.....	1,286,292,000	1,267,814,000	1,266,097,229

As shown in the foregoing statements, Canada ranks sixth on the list as a producer of oats for 1906 and 1907, but takes fifth place in 1908. For the three years mentioned Canada ranked eighth in the world's barley production.

The position thus held in the production of these cereals should at this period of the country's progress, prove gratifying to all Canadians.

SESSIONAL PAPER No. 10d

No. 35.—SUMMARY of Revenue accrued for years ended June 30, 1904, 1905, 1906, 1907 (9 mos.) 1908 and 1909, from Inspection of Staples or General Inspection Branch.

	1904.	1905.	1906.	1907.	1908.	1909.
	\$ c.	\$ c.	\$ c.	\$ c.	\$ c.	\$ c.
Toronto—Grain inspection and samples sold.....	3,111 68	1,639 50	2,682 72	2,696 36	1,667 76	3,733 29
Montreal—Grain inspection and samples sold.....	4,599 20	4,838 95	3,261 65	1,865 95	2,743 30	1,961 92
Manitoba Inspection Division—Grain inspection and weighing, elevator, warehouse and other licenses, samples sold and vessel overtime.....	53,157 43	57,117 58	96,153 26	67,859 74	119,934 60	129,679 05
Toronto—Inspection of Hay.....	28 20	11 80	4 00	40 30	35 45	72 00
Peterborough—Grain inspection and samples sold.....		680 70	240 75	275 60	384 40	482 00
Kingston—Grain inspection and samples sold.....		369 07	256 82	176 80	139 63	69 30
Binder Twine—Fines and penalties.....	921 83	1,686 20	3,100 00	562 50	3,517 20
Culling timber.....	9,449 25	8,218 62	4,335 43	2,329 91	4,850 20	4,783 88
Casual Revenue.....			50 60	1 20	0 50
Totals.....	71,267 59	74,562 42	110,085 23	75,808 36	133,273 04	140,781 44

No. 36.—STATEMENT showing Fees chargeable for the Inspection of Staple Articles under the Inspection and Sale Act.

INSPECTION OF GRAIN.—Per car, 50 cents; in cargoes, 50 cents per 1,000 bushels: in sacks, $\frac{1}{3}$ c. per cental.

WEIGHING OF GRAIN.—Per car, 30 cents; in cargoes, 30 cents per 1,000 bushels.

INSPECTION OF HAY.—Per ton, 20 cents.

FLOUR AND MEAL.

(f.) For such inspection and branding and marking the person who required the inspection thereof shall pay to the inspector for each and every barrel and half barrel of flour or meal so inspected and branded or marked the sum of two cents exclusive of the charge for cooperage, before such flour or meal is removed; and when any less quantity than one hundred barrels of flour or meal is offered for inspection at one time, the inspector shall be entitled to receive the full fees that would accrue to him on one hundred barrels.

(g.) As soon as any flour or meal is inspected, a bill of inspection shall be furnished by the inspector or deputy inspector without fee or reward, specifying neatly and legibly the quantity and quality ascertained by inspection, the gross weight of five per cent. thereof, and the tare of one per cent thereof and the charges therefor, and the name of the mill at which the flour or meal was manufactured;

When the inspector in his judgment deems it necessary to strip or empty out the flour to find out if there is the proper weight of flour in any cask he shall be entitled to two cents for each barrel so stripped or emptied if it proves to be of short weight, in addition to the two cents per barrel for inspecting and branding.

No. 37.—QUANTITY of Wheat Exported from

Fiscal Years.	Great Britain.	Australasia.	British Africa.	British West Indies.	Newfoundland.	Other British Possessions.	Total British Empire.	Belgium.
	Bush.	Bush.	Bush.	Bush.	Bush.	Bush.	Bush.	Bush.
1874.....	4,509,195						4,509,195	66,000
1875.....	3,967,495						3,967,495	
1876.....	4,376,740						4,376,740	
1877.....	2,035,831				8,378		2,044,209	
1878.....	3,402,625				2,395		3,405,020	
1879.....	4,951,545				890		4,952,435	
1880.....	4,120,027						4,120,027	55,164
1881.....	2,329,958				22,000		2,351,958	
1882.....	3,255,495						3,255,495	28,146
1883.....	4,877,276					9	4,877,285	38,307
1884.....	689,626			2			689,628	
1885.....	1,978,201				10		1,978,211	
1886.....	3,089,706				5		3,089,711	
1887.....	5,048,081			45,265	15		5,093,361	26,806
1888.....	1,377,783				4		1,377,787	
1889.....	449,686				16		449,702	4,643
1890.....	410,796				3		410,799	
1891.....	1,015,954			150	3		1,016,107	
1892.....	6,810,664				34		6,810,698	5,718
1893.....	8,617,967				3		8,617,970	59,478
1894.....	9,090,310				14		9,090,324	
1895.....	8,786,798				19		8,786,817	
1896.....	9,729,368	62,965		40	35		9,792,408	
1897.....	7,717,292	100,805			15		7,818,112	
1898.....	18,091,962			600	599		18,093,161	455,688
1899.....	9,917,572			3,150	50		9,920,772	176,518
1900.....	15,975,858	7			6		15,975,871	438,046
1901.....	8,630,066			1,000	14		8,631,080	652,530
1902.....	25,244,489				6		25,244,499	586,861
1903.....	30,726,947	103,785	115,615	23	6	2,226	30,948,602	706,733
1904.....	16,346,793	8,001	110,306	10	20	13,104	16,478,234	267,646
1905.....	11,280,407		8,112		15		11,288,531	393,549
1906.....	36,027,692	200	69,780				36,097,672	352,407
1907 (9 mos.)	24,432,786	1,833	49,712	15	40	9	24,484,395	105,784
1908.....	43,002,541		99,688		11		43,102,240	389,819
1909.....	45,891,249		5,766		10,035		45,907,050	1,651,574

* 214,960 bushels to Russia.

SESSIONAL PAPER No. 10d

Canada by Countries, 1874 to 1909.

France.	Germany.	Holland.	Italy.	Mexico.	United States.	Other Foreign Countries.	Total Foreign Countries.	Grand Total.
Bush.	Bush.	Bush.	Bush.	Bush.	Bush.	Bush.	Bush.	Bush.
131,820					1,871,202		2,072,022	6,581,217
					115,527		415,527	4,383,022
					1,693,629	24	1,693,653	6,070,393
					348,946		318,946	2,393,155
1					988,511		988,515	4,393,535
454					1,657,835		1,658,289	6,610,724
	3,991				911,323		970,478	5,090,505
	35	51,000			120,668	12	171,715	2,523,673
					561,391		589,540	3,845,035
59,345					878,471	14,050	990,173	5,867,458
					53,898		55,898	745,526
	17,335				345,410		362,745	2,340,956
	19,685				309,772		329,457	3,419,168
	170,018				311,508		538,362	5,631,726
	8,269				777,698		785,967	2,163,751
					36,560		41,203	490,905
	4,752				6,723		11,475	422,274
					1,092,109		1,092,109	2,108,216
	275,961	131,896			1,489,881		1,903,456	8,714,154
	22,555	117,248			454,633	1	653,915	9,271,885
	7,774	7,648			121,619	41,813	181,884	9,272,208
	18,682				20,190		38,872	8,825,689
	11,650				115,484		127,134	9,919,512
	20,559				16,603		37,162	7,855,274
37,522	199,747	92,339			81,630		869,946	18,963,107
107,288	30,773	12,000	40,617	150	17,337	15	384,698	10,305,470
143,692	92,839	11,115	100,298		82,785	4	868,779	16,844,650
91,550	28,369	4,903	278,140		53,186		1,108,678	9,739,758
195,280	8,000	6,603	61,199		15,988		873,031	26,117,530
	237,063	101,433	99,010		892,901		2,037,143	32,985,745
		21,137			11,262	749	300,794	16,779,028
					3,018,232		3,411,781	14,700,315
68,836	17,182	1,050		30,261	3,831,988	6	4,301,730	40,399,402
55,928					804,937	29,083	995,732	25,480,127
47,679					114,926	4	552,128	43,651,668
103,113	6,015	237,455	267,413	99,231	650,601	*214,964	3,230,399	49,137,419

No. 38.—QUANTITY of Oats Exported from

Fiscal Years.	Great Britain.	British Africa.	British Guiana.	British West Indies.	New-foundland.	Other British Possessions.	Total British Empire.	Belgium.
	Bush.	Bush.	Bush.	Bush.	Bush.	Bush.	Bush.	Bush.
1874.....	788,654			19,999	48,933		857,586	
1875.....	1,524,648			32,515	78,814		1,635,977	
1876.....	1,984,574		680	11,157	78,038		2,104,749	
1877.....	2,696,703		60	43,337	98,430		2,838,530	
1878.....	2,181,815		2,323	42,072	87,582		2,313,792	
1879.....	1,909,983			42,402	85,433		2,037,818	
1880.....	3,032,940		7	77,393	100,655		3,210,995	244,883
1881.....	2,504,331		14,890	94,561	88,118		2,701,900	67,626
1882.....	1,839,710		24,317	116,189	93,106		2,073,622	38,599
1883.....	129,117		55,133	109,230	109,855		403,335	
1884.....	901,069		87,309	161,700	133,306	9	1,283,393	
1885.....	1,866,221		24,087	122,547	135,771		2,148,626	
1886.....	3,280,787		48,901	141,511	113,666		3,584,865	
1887.....	1,627,629		41,902	150,517	127,211		1,947,259	
1888.....	177,194		70,772	117,864	125,344		491,174	20,927
1889.....	2,568		22,002	165,480	126,288		316,338	
1890.....	454,090		23,759	148,975	100,729		727,553	
1891.....	16,528		11,719	100,070	127,342		255,659	
1892.....	5,743,720		44,989	290,421	125,811		6,204,971	
1893.....	6,261,258		23,113	365,022	192,765		6,842,158	294,936
1894.....	1,738,666		58,501	331,067	186,292		2,314,526	76,888
1895.....	257,253		41,956	254,264	169,954		723,427	
1896.....	487,252		34,048	180,887	179,433		881,620	
1897.....	5,409,808		86,340	224,275	162,913		5,883,336	269,511
1898.....	8,143,107		45,901	160,846	144,050		8,493,904	430,508
1899.....	8,977,616		36,399	160,597	153,945	71	9,628,658	125,416
1900.....	6,028,704	33,934	48,733	336,238	194,053		6,641,662	113,996
1901.....	6,611,396	25,258	25,277	410,881	182,999		7,255,841	688,370
1902.....	3,544,674	612,810	53,233	371,254	103,370		4,715,341	113,746
1903.....	5,623,116	372,326	62,473	444,198	238,094	124,320	6,861,527	228,504
1904.....	3,607,938	38,654	40,079	390,137	302,583	5	4,379,396	42,030
1905.....	1,617,310	3,150	41,011	207,760	242,883	145,524	2,257,638	2,655
1906.....	1,885,166	512	38,327	189,037	227,242	63,609	2,403,893	124,292
1907.....	3,853,295	3,313	41,050	205,551	223,450	50,788	4,377,417	2,352
1908.....	5,617,102	8,262	50,483	191,348	261,572	163,258	6,292,025	28,200
1909.....	2,588,995	571	12,967	134,813	259,494	54,343	3,051,183	19,983

* Includes Spanish West Indies.
† 297,035 Bushels to Philippines.

SESSIONAL PAPER No. 10d

Canada by Countries, 1874 to 1909.

Cuba.	Danish West Indies.	France.	Germany	Holland	Mexico.	St. Pierre.	United States.	Other Foreign Counties.	Total Foreign Countries.	Grand Total.
Bush.	Bush.	Bush.	Bush.	Bush.	Bush.	Bush.	Bush.	Bush.	Bush.	Bush.
* 605	453					1,051	138,125	280	140,514	998,109
* 848	1,428					782	1,350,692	112	1,353,862	2,989,899
* 1,074	309	449,021				687	88,372	30	539,484	2,644,236
2,713		55,495				1,168	72,378		131,754	2,970,284
6,194	31					587	19,378	44	26,234	2,340,026
103	52	303,218				1,402	8,940	21,757	335,472	2,373,296
499	38	778,247				712	481,138	528	1,509,045	4,717,040
385	405	90,704				2,149	54,707	8,656	224,632	2,926,532
1,260		235,829				940	1,796,104	600	2,073,332	4,146,954
10,383		18				1,542	607,953	822	620,718	1,024,056
9,486						2,491	22,985	28,365	63,327	1,346,729
		44,126	38,982	18,651		1,068	94,971	12,578	210,376	2,359,062
88	40	215,261	106,878			2,697	240,159		565,123	4,149,988
2,221			56,204			2,214	40,342		100,981	2,048,240
760	15	25,276				3,286	25,183	100	75,547	566,721
468	80					3,004	16,789	506	20,847	337,185
12	60					1,729	27,530	908	30,239	757,792
276						2,010	2,264	360	4,910	260,569
6,966	400		1,900	11,915		7,221	165,947	15,009	209,358	6,414,329
* 327	6,197		14,971	49,076		2,761	63,300	180	431,748	7,273,906
* 75	254	60,216	181,731	110,453		1,769	63,342	9,448	504,176	2,818,702
*12,756	1,275					3,317	175,043	11,157	203,548	926,975
*10,775	895		19,435			2,396	45,320	7,696	86,517	968,137
* 144	1,230		344,544			3,056	43,470	1,590	663,545	6,546,881
* 577	596	102,459	637,400	133,615		2,390	65,574	9,440	1,382,559	9,876,463
* 875	998		407,757	9,369		2,766	129,954	7,199	684,334	10,312,092
1,350	554		28,727	882		3,087	137,785	1,171	287,552	6,929,214
544		133,676				9,304	63,446	3,912	899,252	8,155,063
	6					3,360	137,081	60,589	314,782	5,030,123
166,024	170	2,648				4,508	120,702	209,094	731,650	7,593,177
65,471	127			7,901		3,334	189,037	7,945	315,845	4,695,241
26,982	76					1,537	78,533	78	109,861	2,367,499
6,782	48	1,500	6,555	1,514	142	1,636	152,602	1,339	296,410	2,700,303
28,669			1,061		2,470	1,013	125,188	1,236	161,989	4,539,436
222,936			4,563		46,525	1,257	350,991	176,794	831,266	7,123,291
361,007			1,690		53,569	3,828	1,554,251 †	210,099	2,204,427	5,255,616

9-10 EDWARD VII., A. 1910

No. 39.—QUANTITY of Barley Exported from

Fiscal Years.	Great Britain.	British Africa.	British West Indies.	New-foundland.	Other British Possessions.	Total British Empire
	Bush.	Bush.	Bush.	Bush.	Bush.	Bush.
1874.....	24		40	3,119		3,183
1875.....			76	5,134		5,210
1876.....	22		75	3,493		3,590
1877.....	95,696		71	6,891		102,661
1878.....	764,062		1,217	3,176		768,455
1879.....	186,580		1,154	2,847		190,581
1880.....	486,806		293	6,658		493,757
1881.....	69,188		49	6,386		75,623
1882.....	6,306		8	4,881		11,195
1883.....	68,729		37	6,784		75,550
1884.....	65,238		74	7,161		72,473
1885.....	30,077			9,004		39,081
1886.....	19,153		1	6,861		26,015
1887.....	10,443			8,801		19,244
1888.....	1,687		65	7,850		9,602
1889.....	6,312			7,394		13,706
1890.....	27,132		40	8,973		36,145
1891.....	132,650			7,714		140,364
1892.....	2,439,959			1,792		2,441,751
1893.....	550,695		299	4,494		555,488
1894.....	97,971		319	5,564		103,854
1895.....	30,365		224	3,569		34,158
1896.....	45,769		12	1,019		46,800
1897.....	534,096		50	1,130	32	535,308
1898.....	308,424		51	857		309,332
1899.....	116,131			383		116,514
1900.....	1,753,135			818	417	1,754,400
1901.....	2,009,708	833	1,199	711	275	2,012,726
1902.....	345,936	1,695	25	12		347,668
1903.....	626,006	15,885	133	11	2,500	644,533
1904.....	703,166	311	3,411	384	204	707,476
1905.....	787,577		4	87	89	787,757
1906.....	790,804		58	2	48	790,912
1907.....	1,115,979		2		2	1,115,983
1908.....	1,392,783	6	10	12	66	1,392,877
1909.....	2,160,890		41	2	28	2,160,961

SESSIONAL PAPER No. 10d

Canada by Countries, 1874 to 1909.

Belgium.	Germany.	Holland.	Italy.	Mexico.	United States.	Other Foreign Countries.	Total Foreign Countries.	Grand Total.
Bush.	Bush.	Bush.	Bush.	Bu-sh.	Bush.	Bush.	Bush.	Bu-sh.
					3,745,087		3,745,087	3,748,270
					5,413,844		5,413,844	5,419,054
					10,164,551	35	10,164,586	10,168,176
					6,243,033	3	6,243,036	6,345,697
	500				6,498,444		6,498,944	7,267,399
					5,193,324	17	5,193,341	5,388,922
13,400					6,732,403	2	6,745,805	7,239,562
					8,724,031	25	8,724,056	8,800,570
					11,577,251		11,577,251	11,588,446
					8,741,626	40	8,741,666	8,817,216
7,160					7,700,581	48	7,707,789	7,780,262
					9,028,314		9,028,314	9,067,395
					8,528,287		8,528,287	8,554,302
					9,437,717	3	9,437,720	9,456,964
					9,360,521	35	9,360,556	9,370,158
					9,934,501		9,934,501	9,918,207
					9,939,745	18	9,939,763	9,975,908
					4,751,953	10	4,751,963	4,802,327
		39,849			2,721,168		2,761,017	5,202,768
					1,431,398	53,762	1,485,160	2,040,648
					493,551		493,551	597,405
					1,674,193	19	1,674,212	1,708,370
	6,128				787,787	10	793,925	840,725
18,954	30,489				1,216,343		1,295,786	1,831,094
	50,216				84,083	25	131,324	443,656
					122,374	60	122,434	238,948
202,078	27,039		8,297		164,468		401,882	2,156,282
176,515			5,083		190,547	1,500	373,645	2,386,371
78,961			13,027		17,461		109,449	457,117
257,926			7,436		37,112		302,474	947,012
181,172	1,250	72,513			86,175	9,084	350,194	1,057,670
120,990	23,975	7,375			101,111		253,451	1,041,208
33,890	5,581	2,400			47,245		89,116	880,028
16,699				46,354	19,094		82,147	1,108,130
276,031	1,256			95,912	210,788	13,580	597,567	1,990,444
250,798		93,420		188,060	266,096		798,374	2,959,335

9-10 EDWARD VII., A. 1910

No. 40.—RATES, by rail on grain, from Points in Manitoba, Saskatchewan and Alberta by the Canadian Pacific Railway to Fort William and Port Arthur.

From Points in	To	RATE PER 100 LBS.				
		Wheat.	Oats.	Barley.	Rye.	Flax.
<i>Manitoba.</i>						
Binscarth.....	Fort William and Port Arthur..	16	16	16	16	17
Boissevain.....	"	13	13	13	13	14
Brandon.....	"	13	13	13	13	14
Carberry.....	"	13	13	13	13	14
Carman.....	"	12	12	12	12	13
Crystal City.....	"	13	13	13	13	14
Dalry.....	"	15	15	15	15	16
Deloraine.....	"	15	15	15	15	16
Dominion City.....	"	12	12	12	12	13
Emerson.....	"	12	12	12	12	13
Gladstone.....	"	13	13	13	13	14
Hamiota.....	"	15	15	15	15	16
Killarney.....	"	13	13	13	13	14
MacDonald.....	"	12	12	12	12	13
Maiden.....	"	12	12	12	12	13
Minnedosa.....	"	13	13	13	13	14
Nepawa.....	"	13	13	13	13	14
Portage la Prairie.....	"	12	12	12	12	13
Souris.....	"	14	14	14	14	15
Shoal Lake.....	"	15	15	15	15	16
Westbourne.....	"	13	13	13	13	14
Winnipeg.....	"	10	10	10	10	12
<i>Saskatchewan.</i>						
Abernethy.....	"	17	17	17	17	18
Burrows.....	"	16	17	17	17	17
Esterhazy.....	"	16	16	16	16	17
Indian Head.....	"	17	17	17	17	18
Moosomin.....	"	16	16	16	16	17
Moosojaw.....	"	18	18	18	18	19
Qu'Appelle.....	"	17	17	17	17	18
Regina.....	"	18	18	18	18	19
Yorkton.....	"	17	17	17	17	18
<i>Alta.</i>						
Calgary.....	"	24	24	24	24	25
Carstairs.....	"	25	25	25	25	26
Edmonton.....	"	25	25	25	25	26
Medicine Hat.....	"	22	22	22	22	23
Macleod.....	"	24	24	24	24	25
Lacombe.....	"	25	25	25	25	26
Lethbridge.....	"	23	23	23	23	24
Red Deer.....	"	25	25	25	25	26
Strathcona.....	"	25	25	25	25	26
Westaskiwin.....	"	25	25	25	25	26

SESSIONAL PAPER No. 10d

RATES, by rail, on grain from Points in Manitoba, Saskatchewan and Alberta by the Canadian Northern Railway to Port Arthur.

From Points in	To	RATE PER 100 LBS.				
		Wheat.	Oats.	Barley.	Corn.	Rye and Flax.
<i>Manitoba.</i>						
Enterprise.....	Port Arthur.....	13	14	14	14
Dauphin.....	".....	15	16	16	16
Winnipeg.....	".....	10	10	12	12
Virten.....	".....	15	16	16	16
<i>Saskatchewan.</i>						
Battleford.....	".....	24	25	25	25
Saskatoon.....	".....	23	24	24	24
Prince Albert.....	".....	23	24	24	24
<i>Alberta.</i>						
Edmonton.....	".....	25	26	26	26
Fort Saskatchewan.....	".....	25	26	26	26
Lloydminster.....	".....	24	25	25	25

RATES, by rail on grain from Points in Manitoba, by the Great Northern Railway to Duluth.

From	To	RATE PER 100 LBS.			
		Wheat.	Oats.	Barley and Rye.	Flax.
Brandon.....	Duluth.....	13	13	13	14
Boissevain.....	".....	13	13	13	14
Minto.....	".....	13	13	13	14
Wakopa.....	".....	13	13	13	14
Portage la Prairie.....	".....	12	12	12	13
Carman.....	".....	12	12	12	13
Plum Coulee.....	".....	12	12	12	13
Morden.....	".....	12	12	12	13

No. 40.—RATES, by rail, on grain from Fort William and Port Arthur by the Canadian Pacific Railway to the undermentioned points.

From Fort William and Port Arthur to Points in	Rate per 100 Lbs.
<i>Ontario.</i>	
Arnprior.....	20
Belleville.....	20
Brantford.....	20
Brockville.....	20
Carleton Junction.....	20
Chalk River.....	20
Cornwall.....	20
Depot Harbour.....	20
Essex.....	20
Galt.....	20
Gananoque.....	22½
Guelph.....	20
Goderich.....	20
Hamilton.....	20
Ingersoll.....	20
Kemptville.....	20
Kings-ton.....	20
London.....	20
Niagara Falls.....	20
Orillia.....	20
Owen Sound.....	20
Ottawa.....	20
Palmerston.....	20
Pembroke.....	20
Perth.....	20
Port Colborne.....	20
Prescott.....	20
Peterborough.....	20
Toronto.....	20
Wind-sor.....	20
<i>Quebec.</i>	
Athelstan.....	25
Aylmer.....	22½
Beauharnois.....	23
Beauport.....	27½
Bonaventure.....	30½
Cascapedia.....	38½
Chicoutimi.....	42
Cook-shire.....	27
Coteau Junction.....	20
Dorval.....	20
Gracefield.....	25
Howick.....	23
Huntingdon.....	24
Iberville Junction.....	23
Joliette.....	24
Kaw-lton.....	25
Levis.....	25
Montreal.....	20
Ormstown.....	24
Quebec.....	25
Richmond.....	25
Rimouski.....	32½
St. Hyacinthe.....	25
St. Polycarpe Junction.....	25
Shawmigan Falls.....	25
Shawville.....	24
Sherbrooke.....	25
Sorel.....	27
Stanstead Junction.....	27
Three Rivers.....	25
Valleyfield.....	20
Waterloo.....	25
<i>New Brunswick.</i>	
Bathurst.....	32
Campbellton.....	32
Dalhousie Junction.....	32
Edmundston.....	34
Fredericton.....	30
Grand Falls.....	28
Moncton.....	32
St. John.....	30
West St. John.....	33
Woodstock.....	35

SESSIONAL PAPER No. 10d

No. 40.—RATES, by rail, on grain by Canadian Pacific Railway from Fort William and Port Arthur to the undermentioned points.

From Fort William and Port Arthur to Points in	Rate per 100 lbs.
<i>Nova Scotia.</i>	
Antigonish.....	35
Dartmouth.....	32½
Glace Bay.....	42
Haliburton.....	32½
Halifax.....	32½
Mulgrave.....	36
Stillwater.....	37
Pictou.....	32½
Sydney.....	37½
Truro.....	32½
Yarmouth.....	42½

No. 40.—RATES, by rail, on grain from Georgian Bay and Lake Huron Ports by Canadian Pacific Railway to the undermentioned points.

From.	To.	Rate.
Owen Sound and Goderich.....	Ottawa.....	10c. per 100 lbs.
" ".....	Smith's Falls.....	10c. "
" ".....	Prescott.....	10c. "
" ".....	Sharbot Lake.....	9c. "
" ".....	Arnprior.....	10c. "
" ".....	Tweed.....	8c. "
" ".....	Agincourt.....	6c. "
Owen Sound.....	Peterboro'.....	5c. "
Goderich.....	".....	7½c.
Owen Sound and Goderich.....	Montreal.....	10c. "
" ".....	Rivière du Loup.....	22½c. "
" ".....	Matapedia.....	22½c. "
" ".....	Montmagny.....	20c. "
" ".....	Fredericton, N.B.....	20c. "
" ".....	West St. John, N.B.....	20c. "
" ".....	Moncton, N.B.....	22½c. "
" ".....	Woodstock, N.B.....	25c. "
" ".....	Halifax, N.S.....	22½c. "
" ".....	Truro, N.S.....	22½c. "
" ".....	Sydney, N.S.....	27½c. "
" " (for export to British and foreign countries except Newfoundland, St. Pierre, Miquelon and United States.....)	Montreal.....	5c. per bush., wheat. 5c. per bush., rye and flax.
	West St. John.....	4½c. per bush., corn. 4½c. per bush., barley. 3½c. per bush., oats.

The rates above quoted for Export grain include cost of elevation from steamer to lake port elevators and 30 days storage therein. They also include at Montreal elevation and delivery to ocean steamers, and 30 days storage at that port.

At West St. John there is an extra charge of 9-10 of a cent per bushel, which includes 30 days free storage at that port.

9-10 EDWARD VII., A. 1910

No. 40.—RATES, by rail, on grain from Georgian Bay and Lake Huron Ports by Grand Trunk Railway to the undermentioned points.

From.	To.	Rate.
Midland.....	Kingston.....	7½ cents per 100 lbs
".....	Peterboro.....	5 " "
Goderich.....	London.....	5½ " "
Midland.....	Toronto.....	6 " "
Goderich.....	".....	6½ " "
Point Edward.....	".....	7 " "
Owen Sound.....	".....	7 " "
All ports.....	Montreal.....	10 " "
".....	Three Rivers.....	15 " "
".....	Sorel.....	17 " "
".....	Quebec.....	15 " "
".....	Sherbrooke.....	15 " "
".....	Stanstead.....	17 " "
".....	Fredericton, N.B.....	20 " "
".....	St. John, N.B.....	20 " "
".....	Halifax, N.S.....	22½ " "
" (for export to British and foreign countries except Newfoundland, St. Pierre, Miquelon and United States).....	Montreal.....	5c. per bush., wheat.
	St. John.....	5c. per bush., flax.
	Portland.....	4½c. per bush., corn.
	Halifax.....	4½c. per bush., barley
		3½c. per bush., oats.
		4½c. per bush., rye.

The rates above quoted for Export grain include cost of elevation from steamer to lake port elevators and 30 days storage therein. They also include at *Montreal* elevation and delivery to ocean steamers, and 30 days storage at that port.

SESSIONAL PAPER No. 10d

NEW RAILWAY TARIFF ON GRAIN, ETC., SHIPPED WEST.

(Subject to Change.)

No. 40.—RATES by rail on grain and grain products shipped from stations in Alberta on Canadian Pacific Railway and Alberta Railway and Irrigation Company to Vancouver, B.C., for export to Africa, Asia, Australia, Europe, Fiji Islands, New Zealand, Mexico, Philippine Islands and South America.

From.	To.	Rate per 100 lbs.
Laggan Section—		
Morley.....	Vancouver, B.C. (for export)....	18
Radnor.....	".....	18
Mitford.....	".....	18½
Cochrane.....	".....	19
Glenbow.....	".....	19
Keith.....	".....	19
Shaganappi.....	".....	19
Calgary Section—		
Calgary.....	".....	19½
Shepard.....	".....	19½
Langdon.....	".....	20
Cheadle.....	".....	20
Strathmore.....	".....	20½
Namaka.....	".....	20½
Stobart.....	".....	20½
Gleichen.....	".....	20½
Cluny.....	".....	21
Crowfoot.....	".....	22
Bassano.....	".....	22
Lathom.....	".....	22
Southesk.....	".....	22
Cassils.....	".....	22
Brooks.....	".....	22
Bantry.....	".....	23
Tilley.....	".....	23
Kinivie.....	".....	23
Carlstadt.....	".....	23
Suffield.....	".....	23
Bowell.....	".....	23
Stair.....	".....	23
Medicine Hat Section—		
Medicine Hat.....	".....	23
Dunmore Jct.....	".....	23
Coleridge.....	".....	23
Pashley.....	".....	23
Irvine.....	".....	23
Larmour.....	".....	24
Walsh.....	".....	24
Macleod Branch—		
Turner.....	".....	19½
Midnapore.....	".....	19½
De Winton.....	".....	20
Sandstone.....	".....	20
Okotoks.....	".....	20
Aldersyde.....	".....	20½
High Liver.....	".....	20½
Cayley.....	".....	20½
Nanton.....	".....	20½
Parkland.....	".....	21
Stavely.....	".....	22
Claresholme.....	".....	22
Granum.....	".....	22
West Macleod.....	".....	22
Crowsnest Section—		
Macleod.....	".....	22
Pearce.....	".....	22
Kipp.....	".....	22
St. Marys.....	".....	22
Whoopup.....	".....	22
Lethbridge Section—		
Lethbridge.....	".....	22
Couldale.....	".....	23
Chin.....	".....	23
Barnwell.....	".....	23
Elcan.....	".....	23
Taber.....	".....	23
Reliance.....	".....	23
Purple Springs.....	".....	23
Grassy Lake.....	".....	23
Burdett.....	".....	24
Bow Island.....	".....	24
Winifred.....	".....	24
Whitla.....	".....	24
Seven Persons.....	".....	23
Bull's Head.....	".....	23

No. 40.—RATES by rail on grain and grain products shipped from stations, &c.—*Concluded.*

From.	To.	Rate per 100 lbs.
Crowsnest Section—		
Peigan.....	Vancouver, B.C. (for export)....	22
Brocket.....	".....	22
Pincher.....	".....	22
Cowley.....	".....	22
Lundbreck.....	".....	22
Burmis.....	".....	23
Passburg.....	".....	23
Bellevue.....	".....	23
Hillcrest.....	".....	23
Frank.....	".....	23
Blairmore.....	".....	23
Coleman.....	".....	23
Sentinel.....	".....	23
Edmonton Branch—		
Beddington.....	".....	19½
Airdie.....	".....	20
Crossfield.....	".....	20
Carstair.....	".....	20½
Di Isbury.....	".....	20½
Olds.....	".....	21
Bowden.....	".....	22
Innisfail.....	".....	22
Penhold.....	".....	22
Red Deer.....	".....	22
Blackfalds.....	".....	22
Lacombe.....	".....	22
Morningside.....	".....	22
Ponoka.....	".....	22
Hobbema.....	".....	23
Wetaskiwin.....	".....	23
Millet.....	".....	23
Kavanagh.....	".....	23
Leduc.....	".....	23
Ellerslie.....	".....	23
Strathcona.....	".....	23
Lacombe Branch—		
Chigwell.....	".....	22
Tees.....	".....	22
Alix.....	".....	22
Nevis.....	".....	22
Erskine.....	".....	23
Stettler.....	".....	23
Wetaskiwin Branch—		
Gwynne.....	".....	23
Bittern Lake.....	".....	23
Camrose.....	".....	23
Ohaton.....	".....	23
Bawlf.....	".....	23
Daysland.....	".....	23
Strome.....	".....	24
Killam.....	".....	24
Sedgewick.....	".....	24
Loughheed.....	".....	24
Hardisty.....	".....	25
Alberta Railway and Irrigation Co.—		
Wilson.....	".....	28
Stirling.....	".....	28
New Dayton.....	".....	29
Warner.....	".....	29
Milk River.....	".....	29
Coutts.....	".....	29
Raymond.....	".....	29
Magrath.....	".....	29
Spring Coulee.....	".....	29
Raley.....	".....	29
Cardston.....	".....	29

Shipments may be stopped in direct line of transit or at Vancouver, B.C., for bagging at an additional charge of 1 cent per 100 pounds. Rates named herein include Canadian Pacific Railway wharfage charges only at Vancouver, B.C. Bulk grain must not be contracted at interior points for shipment to points beyond Vancouver wharf. Bulk grain consigned to points beyond Vancouver wharf, B.C., will be accepted only under special contract to be arranged with the general freight agent.

DOMINION OF CANADA

REPORT

OF THE

DEPARTMENT OF TRADE AND COMMERCE

FOR THE

FISCAL YEAR ENDING MARCH 31


1909

PART VI

SUBSIDIZED STEAMSHIP SERVICES

WITH STATISTICS SHOWING STEAMSHIP TRAFFIC TO DEC. 31,
1909, AND ESTIMATES FOR FISCAL YEAR, 1910-11.

PRINTED BY ORDER OF PARLIAMENT



OTTAWA

PRINTED BY C. H. PARMELEE, PRINTER TO THE KING'S MOST
EXCELLENT MAJESTY

1910

FOR INDEXES AND MAPS SHOWING SERVICES PERFORMED,
SEE END OF VOLUME.

EXPLANATION of Estimates for the Year ending March 31, 1911, as compared with those for the Year ending March 31, 1910, with statements of services rendered and Expenditures to December 31, 1909, on account of Mail Subsidies and Steamship Subventions.

XVIII.—MAIL SUBSIDIES AND STEAMSHIP SUBVENTIONS.

Amount to be voted. \$1,647,200.66

No. of Vote.		1909-10.		1910-11.	
		\$	cts.	\$	cts.
164	Steam service between Annapolis and London or Hull, England, or both.....	5,000	00	5,000	00
165	Steam service between Baddeck, Grand Narrows, Iona, Big Pond and East Bay.....	5,825	00	5,825	00
166	Steam service between Bonaventure River, Que., and Petit Rocher, N. B., tri-weekly during the season of 1910.....	3,000	00	3,000	00
167	Steam service between Canada and Australia.....	180,509	00	180,509	00
168	Ocean and mail service between Canada and Great Britain.....	600,000	00	600,000	00
169	Steam services between Canada and Mexico upon the Atlantic and Pacific Oceans.....	100,000	00	125,000	00
170	Steam service or services between Canada and Newfoundland.....	18,000	00	18,000	00
171	Steam service between Canada and New Zealand.....	50,000	00	50,000	00
172	Steam service between Canada and South Africa.....	146,000	00	146,000	00
173	Steam service between Froude's Point and Lockeport, N.S.....	600	00	600	00
174	Steam service from the opening to the closing of navigation in 1910, between Gaspé Basin and Dalhousie or Campbellton..	15,000	00	15,000	00
175	Schooner service twice per month during the season of open navigation between Gaspé Basin and the North Shore of the River and Gulf of St. Lawrence.....	1,000	00	1,000	00
176	Steam service between Grand Manan and the mainland.....	5,000	00	5,000	00
177	Steam service between Halifax and Canso.....	4,000	00	4,000	00
178	Steam service between Halifax and Newfoundland via Cape Breton ports.....	4,000	00	4,000	00
179	Steam service between Halifax and Spry Bay.....	2,500	00	2,500	00
180	Steam service between Halifax, St. John's, Newfoundland, and Liverpool.....	20,000	00	20,000	00
181	Steam service from the opening to the closing of navigation in 1910 between the mainland and Magdalen Islands.....	12,500	00	12,500	00
182	Steam service between Montreal, Quebec and Manchester, England, during the summer season and between St. John, Halifax and Manchester during the winter season.....	35,000	00	35,000	00
183	Steam service between Newcastle, Neguac and Escuminac, calling at all intermediate points on the Miramichi River and Miramichi Bay.....	1,500	00	1,500	00
184	Steam service between Pelee Island and the mainland.....	1,500	00	1,500	00
185	Steam service between Petit de Grat and Intercolonial Railway terminus at Mulgrave.....	4,000	00	4,000	00
186	Steam service on the Petitcodiac River between Moncton and way ports, and a port or ports on the west coast of the County of Cumberland, in the Province of Nova Scotia.....	2,000	00	2,000	00
187	Steam service from the opening to the closing of navigation in 1910, between Pictou and Cheticamp.....	2,000	00	2,000	00
188	Steam service between Pictou, Murray Harbour, Georgetown and Montague Bridge.....	6,000	00	6,000	00
189	Steam service between Mulgrave and Canso.....	4,000	00	4,000	00
	Carried forward.....	1,228,934	00	1,253,934	00

9-10 EDWARD VII., A. 1910

XVIII.—MAIL SUBSIDIES AND STEAMSHIP SUBVENTIONS—*Continued.*

No. of Vote.		1909-10.	1910-11.
		\$ ets.	\$ ets.
	Brought forward.....	1,228,934 00	1,253,934 00
190	Steam service from the opening to the closing of navigation in 1910 between Port Mulgrave, St. Peter's, Irish Cove and Marble Mountain and other ports on the Bras d'Or Lakes.....	6,000 00	6,000 00
191	Steam service between Mulgrave and Guys-boro, calling at intermediate ports.....	5,000 00	5,000 00
192	Steam service between Mulgrave and Cheticamp.....	5,000 00	5,000 00
193	Steam service between Prince Rupert, B.C., and Queen Charlotte Islands.....	5,000 00	7,600 00
194	Steam service between Prince Edward Island and Cape Breton and Newfoundland.....	12,000 00	12,000 00
195	Steam service from the opening to the closing of navigation in 1910 between Prince Edward Island and the mainland.....	12,500 00	12,500 00
196	Steam service during the year 1910, between Quebec and Blanc Sablon, calling at ports and places along the northern shore of the River St. Lawrence between such terminals.....	20,000 00	20,000 00
197	Steam service between Quebec and Gaspé Basin, touching at intermediate ports.....	8,500 00	8,500 00
198	Steam service between Quebec and the Isle of Orleans during the time between the closing of regular navigation in the autumn and the taking of the ice bridge between the island and the mainland, also after the breaking up of the ice bridge until the resumption of regular navigation in the spring.....	500 00	500 00
199	Steam service between Rivière du Loup, Tadoussac and other north shore ports.....	6,000 00	6,000 00
200	Winter steam service between River Ouelle and the Lower St. Lawrence.....		8,000 00
201	Steam service between St. Catharine's Bay and Tadoussac during the winter season.....	2,500 00	2,500 00
202	Steam service between Canada and Cuba.....	20,000 00	25,000 00
203	Steam service between St. John and Digby.....	20,000 00	20,000 00
204	Steam service between St. John, Digby, Annapolis and Granville, viz., along the west side of the Annapolis Basin.....	1,500 00	1,500 00
205	Steam service between St. John, Digby and Bear River and Clementsport.....	1,500 00	1,500 00
206	Steam service between St. John, Dublin and Belfast, during the winter season.....	7,500 00	7,500 00
207	Steam service between St. John and Glasgow, during the winter season.....	15,000 00	15,000 00
208	Steam service or services between St. John, Halifax and London.....	40,000 00	40,000 00
209	Steam service for not less than 52 full round weekly trips between St. John and Halifax, via Yarmouth and other way ports, during the season of 1910.....	10,000 00	10,000 00
210	Steam service between St. John, N.B., and Margaretville, Port Lorne, Port George, Halls Harbour, Harbourville and Morden, N.S.....	2,500 00	2,500 00
211	Steam service from the opening to the closing of navigation in 1910 between St. John and Minas Basin ports.....	3,000 00	3,000 00
212	Steam service between St. John and ports in Cumberland Basin.....	3,000 00	3,000 00
213	Steam service between St. John, Westport and other way ports.....	1,500 00	1,500 00
214	A line or line of steamers to run between St. John and Halifax, or either, and the West Indies and South America.....	80,700 00	79,500 00
215	Steam service during the year 1910 between St. Stephen, N.B., St. Croix River points, Deer Island, Campobello and the inner islands, Passamaquoddy Bay and L'Étete or Black Bay.....	3,000 00	3,000 00
216	Steam service during the season of 1910 between Sydney and Bay St. Lawrence, calling at way ports.....	6,500 00	6,500 00
217	Steam service during the season of 1910 between Sydney and Whytecomagh.....	1,000 00	1,000 00
218	Steam service between Victoria and San Francisco.....	3,000 00	3,000 00
	Carried forward.....	1,511,634 00	1,571,034 00

SESSIONAL PAPER No. 10e

XVIII.—MAIL SUBSIDIES AND STEAMSHIP SUBVENTIONS—*Concluded.*

No. of Vote.		1909-10.		1910-11.		
		\$	cts.	\$	cts.	
	Brought forward.....	1,511,634	00	1,571,034	00	
219	Steam service between Victoria, Vancouver, way ports and Skag- ¹ way.....	12,500	00	12,500	00	
220	Steam service between Victoria and west coast Vancouver Island.....	5,000	00	5,000	00	
221	Additional for Canada, China and Japan services.....	48,666	66	48,666	66	
222	Allowance for probable variation in agreements and for additional services.....	10,000	00	10,000	00	
		1,587,800	66	1,647,200	66	
	AUTHORIZED BY STATUTE.					
	Canada, China and Japan (63-64 Vic., Chap. 9).....	73,000	00	73,000	00	
	Canada and France (8-9 Ed. VII., Chap. 36).....	200,000	00	200,000	00	
		1,860,800	66	1,920,200	66	

NOTE.—Vote No. 222, allowance for probable variation in agreements, and for additional services, \$10,000, for the year 1909-10, was, by Orders in Council of May 29 and June 2, 1909, distributed as follows:—

Steam service between Pelee Island and the mainland.....	\$5,000
Additional for steam service during the season of 1909, between Sydney and Whycomagh.....	1,000
Additional for steam service between Grand Manan and the mainland.....	2,000
Steam service between St. John, N.B., and St. Andrew's, N.B., calling at inter- mediate ports on the Bay of Fundy.....	1,000
Additional for steam service between Newcastle, Neguac and Escouminac, and calling at all intermediate points on the Miramichi river and Miramichi Bay.....	500

164.

ANNAPOLIS AND LONDON OR HULL, ENGLAND, OR BOTH.

ACADIA STEAMSHIP COMPANY.

*Vote 164.—Steam Service between Annapolis and London or Hull,
England, or both.*

1909-10	\$5,000
1910-11	\$5,000

This service is performed by the Acadia Steamship Company, Limited, of Annapolis Royal, N.S., under terms of a contract dated July 2, 1909—which expires on March 31, 1910—the principal provisions of which are as follows:—

Ports of Call—Frequency of Service—Speed.

1. The contractors having control of the steamships *Ely, Taff, Usk, and Dordogne*, each of a carrying capacity of from 8,000 to 8,500 barrels—guaranteed expressly built for carrying fruit and specially fitted with proper and sufficient ventilation for that purpose, will place them or such of them as may be necessary for the carrying out of this contract on a route between Annapolis Royal in the province of Nova Scotia and the ports of London and, or Hull in Great Britain, and will therewith run not exceeding five voyages between the said ports prior to the end of the month of March next succeeding the date of these presents. The steamer running the first of such five voyages shall leave Annapolis Royal prior to October 30 proximo. The other trips to follow as cargo offerings may require within the time hereinbefore stated. The voyages may be run from Annapolis Royal to either London or Hull or to both at the option of the contractors. The speed to be maintained on each voyage to be not less than ten knots per hour.

Government Wharfs.

3. In consideration of the subsidy herein stipulated, the contractors agree to call at all government wharfs when such is practicable and when such wharfs are available.

Subsidy: \$1,000 per Voyage.

4. A subsidy of one thousand dollars (\$1,000) is payable on the completion of each voyage, when shown on sufficient evidence that the fruit or other perishable produce shipped on such voyage was carried and delivered at the port of destination in good and satisfactory condition in so far as proper stowage and ventilation thereof was concerned.

Calls at Foreign Ports.

6. The steamers employed in carrying out the provisions of this contract shall not on any voyage, either outwards or homewards, call at any foreign port not specified in this contract.

SESSIONAL PAPER No. 10e

Vessels Employed in the Service.

NAME.	DIMENSIONS.			TONNAGE.		Capacity. Bbls. Apples.	Passenger Accommodation.	Cold Storage.	N. H. P.	Speed.	BUILT.			
	Length.	Breadth.	Depth.	Net.	Gross.						At	In	Of	
	Ft.	Ft.	Ft.											
Atlantis.	234	33·6	20	734	1,170	10,196	10		750	10	Christiana, 1906 Steel.			
Kathinka	234	33·6	20	727	1,162	9,768	10		750	10	Christiana, 1905			
Katie.	220	30·2	13·6	634	1,099	61,900	20	Cool air ventila- tors to fruit decks.	166	12	Norway.			
Ada.	239	36·2	16·9	639	1,111	89,250	10		106	10	Stavanger, 1901			
												Norway.		
												Bergen, 1905		

TRAFFIC RETURNS.

Calendar Year.	Passengers Carried.	Freight Carried.	Subsidy Paid.
1908.	Nil.	1,131 tons, or 16,908 barrels of apples.	2,000
1909.	Nil.	27,398 barrels and 547 boxes apples.	3,000

165.

BADDECK, IONA, GRAND NARROWS, BIG POND, AND EAST BAY.

VICTORIA STEAMSHIP COMPANY.

Vote 165.—Steam Service between Baddeck, Iona, Grand Narrows, Big Pond and East Bay.

1909-10	\$5,825
1910-11	\$5,825

This service is performed by the Victoria Steamship Company, Limited, Baddeck, N.S., under terms of a contract bearing date May 6, 1908, and which expires March 31, 1910. The principal provisions, aside from those common to all contracts, are as follows:—

Frequency of Service.

1. 'The contractors having on the first day of April instant placed their steamer the *Blue Hill* on the route between Baddeck, Iona and Grand Narrows, and having since that date and will during the further continuance of this contract with the said steamer or with some other steamer satisfactory to the minister, perform during the

9-10 EDWARD VII., A. 1910

season of navigation between Baddeck, Iona and Grand Narrows, two full round trips daily each way, calling both going and coming at McKay's Point, one trip in each fortnight during the season of open navigation to be extended to Big Pond and East Bay, and from July 1, to October 1, will perform three trips per day to connect with the Intercolonial Railway fast express to Halifax.

Change in Service.

2. 'The minister may authorize any change or changes in the service as above defined as may not be inconsistent with the terms of the vote providing for the payment of the subsidy.

Period of Contract.

3. 'This contract shall remain in force until the thirty-first day of March in the year one thousand nine hundred and ten, unless sooner terminated by the minister under the provisions of clause 18 of this contract.

Subsidy: \$5,825 per Annum.

4. This subsidy is five thousand eight hundred and twenty-five dollars (\$5,825) per annum, payable as follows:—

In each year during the continuance of this contract, on the first day of July, the sum of fourteen hundred dollars (\$1,400); on the first day of October, the sum of fourteen hundred dollars (\$1,400); on the first day of January, the sum of fourteen hundred dollars (\$1,400); and on the first day of April, the sum of sixteen hundred and twenty-five dollars (\$1,625).

The contractors are required to carry any mails that may be tendered to them by the postal authorities of Canada.

Description of Vessel Employed.

The ss. *Blue Hill*, above referred to, was built in 1887, at East Boston, U.S.A., of wood, and registered at Halifax in 1893; length, 135 feet; breadth, 18 feet; depth of hold, 7 feet; net tonnage, 98; gross tonnage, 199; 38 nominal horse power; speed, 15 knots.

Distance.

The distance between Baddeck and Iona is 12 miles; between Iona and East Bay, via Big Pond, 30 miles.

TRAFFIC RETURNS.

Calendar Year.	Passengers Carried.	Freight Carried.	Live Stock.	MAILS.		Subsidy Paid.
				Lock Bags.	Tied Sacks.	
1907.....	4,377	1,240	Not stated.	Not stated.	Not stated.	\$ 5,825
1908.....	5,147	784	112	2,270	2,680	5,450
1909.....	In ... 3,176	637	45	1,436	2,540	5,825
	Out.... 2,504	311	56	1,414	235	
	Total... 5,680	948	101	2,850	2,775	

166.

BONAVENTURE RIVER, QUE., AND PETIT ROCHER, N.B.

BONAVENTURE AND GLOUCESTER INTERPROVINCIAL FERRY COMPANY, LIMITED.

Vote 166.—Steam Service between Bonaventure River, Que., and Petit Rocher, N.B., tri-weekly during the season of 1910.

1909-10	\$3,000
1910-11	\$3,000

This service is performed by the Bonaventure and Gloucester Interprovincial Ferry Company, Limited, of Bonaventure, Quebec, under terms of a contract bearing date September 1, 1908, and which expired on the close of navigation in that year, but was extended on May 11, 1909, for another season. The principal provisions, aside from those common to all contracts, are as follows:—

Ports of Call—Frequency of Service.

1. 'The contractors having control of the steamer *Beaver*, a vessel of 84 tons gross register, and 42½ net register, with accommodation for 40 passengers and adequate accommodation for freight, the steamer being 80 feet long, 21 feet beam and 7½ feet draft, will as soon hereafter during the current month as navigation conditions over the route hereinafter named will permit, place their said steamer on the route between Bonaventure river, in the province of Quebec, and Petit Rocher, in the province of New Brunswick, and will maintain therewith a regular tri-weekly round service between said ports or places until ice and other navigation conditions will no longer permit of the running of a steamer over the route in the autumn of the current year 1909, and so in like manner for the season of navigation in the year 1910 should the service be continued under provisions hereinafter named during said season.

Calls at Government Wharfs.

2. 'In consideration of the subsidy herein stipulated, the contractors agree to call at all government wharfs when such is practicable, and when such wharfs are available.

Carriage of Mails.

The contractors are required to carry any mails that may be tendered to them by the postal authorities of Canada.

Subsidy: \$3,000 per Season.

3. 'This subsidy is payable at the rate of three thousand dollars (\$3,000) for the full season of open navigation; in two equal instalments of fifteen hundred dollars (\$1,500), the first during the month of September next following the date of these presents, and the balance on the completion of the season's service at the close of navigation; and so in like manner for the season of 1910 if continued at the minister's option, should he elect to so continue the service under terms as above during that season.

SESSIONAL PAPER No. 10e

maintain, continue and carry on in the manner hereinafter set forth a regular steamship service between the City of Sydney in the State of New South Wales and the City of Vancouver, in the province of British Columbia, calling at Brisbane, in the State of Queensland, at Fiji, at Honolulu, in the Sandwich Islands, and at the outer wharf in the City of Victoria, in the said province on both outward and homeward voyages from Sydney to Vancouver and from Vancouver to Sydney, and such service shall as far as practicable make connection at Sydney with all local lines of steamships running between Sydney and other ports in the Commonwealth and New Zealand.

Steamers to be employed and their Equipment.

2. That the steamships *Makura*, *Moana* and *Aorangi* or such other steamships of not less than an equal number of tons gross tonnage to be approved by the minister for that purpose shall be regularly and continuously employed in the said service, provided, however that in the month of February, 1910, the *Aorangi* shall be permanently withdrawn and replaced by a steamship to be approved by the minister for that purpose. Each of the said steamships is warranted to have the most approved triple expansion machinery, refrigerators for ship's use, duplicate electric light engines, special ventilation for tropical voyages, ample saloon and cabin accommodation for at least 130 passengers, and to be provided with every comfort and convenience that is to be found in the best Atlantic liners of its size. Each of the said steamships is further warranted to be of the highest class at Lloyds or British Corporation, and to comply in every respect with the requirements of the Marine Acts or Regulations of Canada, and each of the said steamships shall during the continuance of the agreement be at all times tight, sound, staunch and strong and well and sufficiently manned, victualled and equipped and in every respect seaworthy, and shall further at all times during the continuance of this agreement retain the qualification and class which it is hereinbefore warranted to possess.

Terminal port and ports of call.—First Voyage under Agreement.—Contract time 22½ days.—Contract time of Makura 21½ days.—Replacement of Moana by Marama or Manuka from March to July, 1910.—Contract time of Manuka 21½ days.—Contract time 21½ days, March to July, 1910.

5. The round trip for each of the said steamships shall begin and end at Sydney in the State of New South Wales, calling at Brisbane, Fiji, Honolulu and the outer wharf in the City of Victoria on each and every voyage as aforesaid. The first voyage in performance of this agreement shall commence and be made from Sydney aforesaid on the second day of August one thousand nine hundred and nine and subsequent voyages after the first shall commence and be made from Sydney aforesaid on dates and at times to be from time to time appointed for that purpose by the minister. The duration of each voyage from Brisbane to Vancouver and from Vancouver to Brisbane shall not exceed twenty-two and a half days including detention at Honolulu on each voyage both outward and homeward, provided always and it is expressly agreed by the contractors that the duration of the voyage by the *Makura* shall not exceed 21½ days, and provided also that during the months of March, April, May, June and July in the year 1910 the contractors shall replace the said steamship *Moana* by the steamship *Marama* or *Manuka* or other steamship equal thereto, and that the duration of each voyage from Brisbane to Vancouver and from Vancouver to Brisbane during the said months of March, April, May, June and July by the said steamship *Marama* or other steamship shall not exceed twenty-one and a half days.

9-10 EDWARD VII., A. 1910

Four-weekly Service.—Commencement and Completion of Voyages.—Minister's Decision to be Final.

4. The said service shall be four-weekly and the said steamships shall leave the said ports of Sydney, Brisbane and Vancouver on the days and at the time to be from time to time appointed for that purpose by the minister after consultation with the Postmaster General of Australia. Each voyage shall be deemed to commence as soon after the completion of the embarkation of the mails intended to be thereby conveyed as having regard to practical considerations the anchor of such vessel can be weighed or the vessel can be loosed from its moorings and each such voyage shall be deemed to be completed when the vessel has arrived and been anchored or moored at some position in the port of destination from which the mails can be conveniently disembarked and the times of the commencement and completion of every voyage shall be ascertained and recorded by the officers of the minister in pursuance of arrangements to be made from time to time by him for such purpose and the decision of the minister as to all questions relating to any such times or periods shall be final and conclusive.

Calls at U. S. Ports.

5. The said steamships shall not during the continuance of this contract call at any port in or of the United States of America (Honolulu only excepted).

Passenger and Freight Rates.

6. The said steamships shall each according to its capacity carry both outward and homeward all the freights and passengers which may be reasonably offered and obtained and at tariff rates both as to passengers and freights which shall be approved by the Governor General of Canada in Council and after consultation with and approval of the Australian Executive body.

No discrimination to be made against Canadian ports, railways, merchants or shippers.

7. No discrimination shall be made as regards tariff rates for either freights or passengers in any manner directly or indirectly against any Canadian ports or against any Canadian railway or railway company or against any Canadian merchants or shippers, but Canadian merchants or shippers shall at all times have preference for the carriage of their goods over other merchants and shippers as far as regards the Canadian connection.

Carriage of Mails.

8. During the continuance of this agreement the said steamships shall at the cost and expense of the said contractors receive and carry on each and every voyage all such mails as shall be or may be tendered for conveyance to the said steamships or to the masters or any officers on board of the same at the ports of Vancouver and Victoria aforesaid by or on behalf or under the direction of the minister for the time being his officers, agents or servants and shall deliver such mails at their proper ports of destination upon the sailing route of the said steamships, as herein indicated, and in order to the due and proper performance of this covenant the said steamships shall each be provided with sufficient and convenient accommodation and protection for all such mails to the satisfaction of the minister for the time being and the contractors shall further take all reasonable and necessary precautions for the protection of such mails while upon the said steamships, from loss, damage or injury in any way, and shall be responsible for any loss or damages thereto caused by the negligence or want

SESSIONAL PAPER No. 10e

of proper care or accommodation on the part of the contractors, or their agents or servants, or on the part of the officers or employees or crew on board of the said steamships, and in this connection it is specially covenanted and agreed by the contractors that this agreement shall be subject to the steamships to be employed in carrying the mails thereunder having on board in the pay of the contractor labour approved of by the minister.

Landing, etc., Mails.

11. The contractors and all commanding and other officers in charge of the vessels employed under this agreement shall at all times punctually attend to the orders and directions of the minister or his officers or agents as to the mode, time and place of landing, transshipping, delivering and receiving the mails subject to the special provisions here in contained and so far as such orders and directions are reasonable and consistent with the safety of the vessels.

Calls at Brisbane.

14. The said steamships shall remain in the Port of Brisbane not less than twenty-four hours or such lesser period as may be approved by the Honourable the Postmaster General of Australia on both homeward and outward voyages and shall whenever practicable discharge and load alongside the railway wharf at Pinkenba in the Brisbane river.

Delay of steamers for twenty-four hours to receive mails.

16. The minister shall, in case of need and for the purpose of duly forwarding such mails as may be required, have the right to delay the sailing of any of the said steamships for the space of twenty-four hours, but in no case shall the minister exercise the right hereby conferred after the delivery on board such steamships in the ports of Vancouver and Victoria of the mails from Canada and other places intended for conveyance thereby which mails shall be delivered on board with all reasonable despatch.

Assignment, etc., of Contract.

20. This agreement shall not nor shall any right or interest therein be assigned, underlet or otherwise disposed of without the consent in writing of the minister to such assignment having been first obtained, unless it be to a Limited or Joint Stock Company, of which the contractors shall be principal shareholders or stockholders.

Manifests, customs certificates, and other proof of performance of service to be furnished.

21. The contractors shall from time to time furnish to the minister full and complete copies of the manifests of the cargoes and lists of the passengers carried by each of the said steamships on its outward and its homeward voyages certified by the proper customs officials and also such other documents, information and evidence as may be reasonably required by the minister to show the volume, extent and value of the trade carried on by the said steamships, and such other customs certificates, documents and evidence as may be necessary, or as may be reasonably required by the minister to prove the performance of the service herein contracted for and to enable the minister to judge as to whether this agreement is being properly and faithfully carried out and performed, and the furnishing of such certificates, documents, information and other evidence as hereinbefore specified, shall be a condition precedent to the payment of the subsidy hereinafter provided or any portion thereof.

9-10 EDWARD VII., A. 1910

Amount of subsidy: £37,090 18s. 2d. per annum.

22. That the minister shall pay to the contractors subject to their faithful performance of all covenants, agreements and stipulations to be performed on their part, pursuant to this agreement, a subsidy of thirty-seven thousand and ninety pounds eighteen shillings and two pence (£37,090 18s. 2d.) per annum, in proportionate instalments for each and every round trip performed by each of the said steamships in accordance with the intention of this agreement, provided however, that no amount or instalments of subsidy shall be payable at any time unless it appears to the satisfaction of the minister that up to the time of such payment there has been no breach on the part of the contractors of any of the covenants, provisions or stipulations of this agreement.

Deductions from Subsidy.

23. If at any time or times the mails required to be conveyed by the contractors under this agreement between Vancouver and Sydney and vice versa shall not be conveyed from Vancouver to Brisbane, or from Brisbane to Vancouver, within the respective periods of transits hereinbefore prescribed in that behalf, then, and so often as the same shall happen there shall be deducted from the subsidy which but for this provision would be payable to the contractors a sum of thirty pounds (£30) for every complete period of twenty-four hours by which the time actually occupied in the conveyance of such mails from Brisbane to Vancouver, or Vancouver to Brisbane, as the case may be, shall have exceeded the period of transit hereinbefore prescribed in that behalf, provided always, that no deductions shall be made from the said subsidy by reason of any such default or failure as in this clause mentioned which may be proved to the satisfaction of the minister to have arisen wholly or in part from any cause or causes altogether beyond the control of the contractors.

Deductions from subsidy are not penalties.

24. Each of the deductions hereinbefore mentioned and hereby agreed to be made shall be made and the subsidy be reduced accordingly although no damage or loss shall have been sustained by reason of or in connection with such default and (except in such cases as in the last preceding clause hereof expressly provided) from whatever cause or causes any such failure or default shall have arisen and no such deduction shall in any case be deemed to be a penalty or in the nature of a penalty, and the payment by the minister of what shall from time to time remain due in respect of the said subsidy after making any such deductions as aforesaid, shall in no case prejudice the right of the minister to treat the failure of the contractors to provide an appropriate vessel at any appointed place or time or to perform any service at or within the appointed period as a breach of this agreement.

Termination of Agreement.

25. This agreement shall remain in force until thirteen round voyages have been performed according to the true intention of these presents, provided that the minister shall have the right at any time by giving notice in writing under his hand, to determine this agreement and every matter and thing herein contained if it shall appear to him that there has been any material breach on the part of the said contractors of any of the covenants, stipulations, agreements or provisions herein contained and entered into on the part of the contractors, and it is hereby declared and agreed that the minister shall at all times be the sole and final judge as to whether there has been any such breach and his determination shall be final and conclusive.

SESSIONAL PAPER No. 10e

Substitution for Disabled Steamers.—No Member of Canadian House of Commons to be Admitted to Share of Agreement.

26. Provided, however, and it is the true intent and meaning of these presents that if the said steamships any or either of them or any steamship replacing either of such steamships under this proviso shall be by the perils of the sea or other unavoidable casualty, lost, destroyed or temporarily disabled from performing their voyages according to the true intent and meaning of the agreements, stipulations and provisions herein contained, such loss or disability shall not be deemed to be a breach of these presents or any matter or thing herein contained, but the said contractors shall in such case, as soon as reasonably may be, having regard to the circumstances, replace the said steamships or steamship so lost or destroyed by others or another of equal class, speed, equipment, character and capacity to the satisfaction and approval of the minister, or to the like satisfaction and approval repair the damage done in case the said steamship has been only temporarily disabled and continue the said service herein contracted for with such substituted or repaired steamship with as little loss of time as possible under all the circumstances, provided always that there shall be no payment of any subsidy in respect of any voyage not actually and fully performed, provided further that the minister shall be the sole judge and have the final right of determination as to whether any suspension or temporary discontinuance of or delay in the said regular four-weekly service has been actually caused by the perils of the sea or other unavoidable casualties within the meaning of this proviso and his finding and determination thereon shall be conclusive. It is a condition of these presents that no member of the House of Commons of Canada shall be admitted to any share or part of this contract or agreement nor to any benefit to arise therefrom.

Description of Vessels Employed.

NAME.	DIMENSIONS.		TONNAGE.		PASSENGER ACCOMMODATION.			Refrigerator Space.	N. H. P.	Speed.	BUILT.				
	Length.	Breadth.	Depth.	Net.	Gross.	Cap-acity.	1st Class.				2nd Class.	3rd Class.	At.	In.	Of.
Manama.....	120.3	53.2	31.2	3,952	6,457	2,500	220	72	116	13,600	1,500	15	Greenock.....	1907	Steel.
Makura.....	480	58	35	4,920	8,200	3,000	270	111	72	14,985	2,035	16½	Glasgow.....	1908	Steel.
Mandak.....	368.7	47.2	31.1	2,784	4,505	1,500	180	103	75	Nil	327	15	Dumbarton.....	1903	Steel.
Mooring.....	380.0	46.0	31.9	2,782	4,268	2,200	89	79	45	13,200	550	11	Glasgow.....	1883	Steel.
Moana.....	350.4	44.1	32.6	2,414	3,915	1,700	136	80	98	14,400	531	14	Dumbarton.....	1897	Steel.

SESSIONAL PAPER No. 10e

Distances.

The distances on the route are given as follows:—

	Miles.
Vancouver to Victoria.....	85
Victoria to Honolulu.....	2,351
Honolulu to Suva, Fiji.....	2,775
Suva to Brisbane.....	1,545
Brisbane to Sydney.....	500
	7,256

TRAFFIC RETURNS.

Calendar Year.	Passengers Carried.		Freight Carried.	Live Stock.	Mails.		Subsidy Paid.
	Number.	Tons.			Lock bags.	Tied sacks.	
1907.....	In.....	2,931	12,768	Not stated.	Not stated.		138,853 10
	Out.....	1,756					
	Total.....	4,687					
1908.....	In.....	2,910	7,930	Not stated.	Not stated.		222,164 96
	Out.....	2,797					
	Total.....	5,707					
1909.....	In.....	2,983	22,009	18	4,564	215	180,509 00
	Out.....	23,444		29	6,163	213	
	Total.....	5,397		45,453	47	10,727	

(Part of this is on account of 1909 service).

168.

CANADA AND GREAT BRITAIN.

ALLAN LINE.

Vote 168.—Ocean and Mail Service between Canada and Great Britain.

1909-10	\$600,000
1910-11	\$600,000

The service, as at present run, is under terms of a contract entered into with Messrs. H. & A. Allan, as representing the Allan Line Steamship Company, Limited, bearing date of January 19, 1906, and which expires on May 1, 1912. The principal provisions *inter alia* are as follows:—

Period of Contract.

1. 'The contractors owning or controlling in their capacity aforesaid the steamers *Virginian* and *Victorian*, each of guaranteed seventeen knots effective speed, and other

9-10 EDWARD VII., A. 1910

steamers which may be approved by the minister, and being about to contract for the construction of two other steamers of guaranteed eighteen knots effective speed, to be delivered and ready to commence running on the service hereinafter described on or before the first of August, 1907, will, on the first day of August, 1906, commence to perform and hereafter will carry on the service hereinafter described, that is to say, a regular weekly steamship service between Canada and Great Britain until the first day of May, 1912, unless sooner terminated under the provisions of section 28 hereof.

Steamers to be Employed.

2. 'Until the said eighteen knot steamers are ready to commence running, the service shall be performed by the steamers *Victorian*, *Virginian*, *Tunisian*, with a fourth steamer equal in effective speed and otherwise to the *Tunisian*, and such other steamers as may be necessary for the effectual running of the service, and as may be approved by the minister.

3. 'The contractors agree to build and place in the service by August 1, 1907, two steamers guaranteed to develop twenty knots on their trial trip on the measured mile, and of guaranteed eighteen knots effective speed.

Number of voyages per annum.

4. 'The steamers *Victorian*, *Virginian*, *Tunisian*, with a fourth steamer equal in effective speed and otherwise to the *Tunisian*, and such other steamers as may be approved by the minister shall, until the two eighteen knot steamers have been placed in the service, perform ten complete round voyages per annum each, and after the two eighteen knot steamers have been placed in the service, they and the *Victorian* and the *Virginian* shall each perform ten complete round voyages per annum.

Subsidy: Amount per voyage.

The subsidy is as follows:

£2,500.

(a.) For each complete round voyage between Liverpool and Rimouski or North Sydney, performed at the rate of eighteen knots per hour, 2,500 pounds sterling.

£3,000.

(b.) For each complete round voyage between Liverpool and St. John or Halifax, performed at the rate of eighteen knots per hour, 3,000 pounds sterling.

£2,000.

(c.) For each complete round voyage between Liverpool and Rimouski or North Sydney, performed at the rate of seventeen knots per hour, 2,000 pounds sterling.

£2,500.

(d.) For each complete round voyage between Liverpool and St. John or Halifax, performed at the rate of seventeen knots per hour, 2,500 pounds sterling.

£1,000.

(e.) For each complete round voyage performed at the rate of fifteen knots per hour, 1,000 pounds sterling.

SESSIONAL PAPER No. 10e

Time of Payment.

‘Such subsidy being payable at the end of each quarter for all voyages fully run and completed during each quarter, that is, at the close of the months of September, December, March and June, during the continuance of this contract; provided, however, that no amount or instalment of subsidy shall be payable or paid at any time unless it appears to the satisfaction of the minister that up to the time of such instalment becoming due, as herein stipulated, the service herein described and defined has been fully and faithfully performed, and that all provisions and stipulations as to dates of sailing, speed and duration of voyages, have been in all respects faithfully observed and carried out according to the true intent and meaning of these presents; and it is a further condition of this contract that the contractors shall, on the completion of each voyage, furnish the minister with such certified extracts from the steamer’s log, together with track charts of the voyage, or any other information required, as will enable him to determine whether the service on such voyage has been within the requirements of this contract.

Withdrawal of Vessels.

- (a.) ‘Provided always, that at no time during the continuance of this contract, except for thirty days between any fifteenth day of December and the following fifteenth day of February, shall more than two vessels of the seventeen and eighteen knot class be withdrawn at the same time from the service hereinbefore described.

Winter Service.

6. ‘It is further understood and agreed that the service to be performed during the season of closed navigation on the St. Lawrence shall be as follows:—

‘Between the port of Liverpool and the ports of Halifax and St. John, one of the said steamers sailing on each westbound trip from Liverpool each Thursday, or on such other day as may be approved by the minister, for Halifax and St. John, and calling at Merville for the embarkation of the mails, if the call at that port be adhered to, and at Halifax for the landing of such mails; and one of the said steamers sailing on each eastbound trip from St. John each Saturday, or on such other day as may be approved by the minister, for Liverpool, calling at Halifax for the embarkation of the mails, and at Merville for the landing of such mails, if the call at that port be adhered to; it being understood and agreed that if from any cause it should prove impossible for the steamers performing the service to secure sufficient cargo at St. John during the winter season, or if at any season there is inadequate accommodation in the harbour at St. John for any of the said steamers, the minister may, in his discretion, relieve the contractors from the obligation of proceeding to or starting from that port on any particular voyage or voyages.

Summer Service.

7. ‘It is further understood and agreed that the service to be performed during the season of open navigation on the River St. Lawrence shall be as follows:—

- (a.) ‘On all voyages from Montreal and Quebec eastward to Liverpool the steamers shall be at liberty to proceed by way of the Straits of Belle Isle, and upon all such voyages the port of call below Quebec shall be Rimouski for the embarkation of the mails and at Merville (if the Merville call be adhered to) for the landing of the mails.
- (b.) ‘On all voyages westward from Liverpool the steamers shall call at Merville for the embarkation of the mails (if the Merville call be adhered to) and shall

9-10 EDWARD VII., A. 1910

be at liberty to proceed by way of the Straits of Belle Isle, and on all such voyages the port of call below Quebec shall be Rimouski for the landing of the said mails.

- (c.) 'On all voyages eastward or westward from or to Montreal and Quebec via Cape Race the port of North Sydney may, at the option of the minister, be substituted for the port of Rimouski for the embarkation or landing of the said mails.

Tenders at Rimouski and North Sydney.

8. 'It is understood and agreed that at Rimouski and North Sydney the mails are to be delivered to and received from tenders supplied by the postal authorities of Canada.

Distances.

9. For the purpose of this contract the following shall be understood to be the distances between the points hereinafter mentioned, *i.e.*, between Merville and Rimouski via Belle Isle, 2,300 miles, and between Merville and Rimouski via Cape Race, 2,500 miles, except when it may become necessary for steamers to deviate to the southward to avoid ice, in all which cases the actual number of miles travelled upon the voyage, not exceeding in any instance 2,500 miles, shall for the purposes of this contract be taken to be the distance aforesaid; and between Halifax and Merville, 2,255 miles, except when it may become necessary for steamers to deviate as aforesaid, in all which cases the actual number of miles travelled upon the voyage, not exceeding in any instance 2,550 miles, shall for the purposes of this contract be taken to be the distance aforesaid; and between Merville and Sydney, 2,105 miles, except when it may become necessary to deviate as aforesaid, in all which cases the actual number of miles travelled upon the voyage, not exceeding in any instance 2,405 miles, shall for the purposes of this contract be taken to be the distance aforesaid.

Cold Storage.

10. 'It is understood and agreed that each steamer while run under this contract shall be fitted with adequate cold storage accommodation to the satisfaction of the minister.

Average rate of speed. (See also clause 5).

11. 'The contractors bind themselves to run each of the three classes of steamers hereinbefore referred to at the average rate of speed for each voyage as specified in clause 5, in performing the several voyages from port to port, unless in the opinion of the captain of said steamer the said rate of speed would endanger life or the safety of the ship, or unless the speed of the ship is delayed by reason of fog, ice, snow or stress of weather, or by assisting ships in distress, in any of which events the contractors shall submit to the minister the captain's explanation of the cause of the delay, and such other evidence as the minister may require to enable him to determine, and the minister upon such explanation and evidence shall determine whether the circumstances were such as justified the captain's reduction of the speed of the voyage or sufficiently explain the delay in completing the voyage, and in all cases where such failure to maintain the said average rate of speed is deemed justifiable or sufficiently explained the minister may, in his discretion, omit the voyage in question in calculating the average for the quarter in which such voyage took place, or may deduct the period of such delay in calculating such average.

SESSIONAL PAPER No. 10e

Deductions for delays.

12. 'If during any quarter the mails carried by the steamers *Victorian* and *Virginian* and the two eighteen-knot steamers are not conveyed from port to port at the average rate of the speeds specified in clause 5 for the said four steamers after omitting voyages and deducting delays as provided in the last preceding clause, or if during any quarter the mails carried by the fifteen-knot steamers required for the carrying out this contract are not conveyed from port to port at the average rate of speed specified in clause 5 for the said fifteen-knot steamers, after omitting voyages and deducting delays as provided in the last preceding clause, then, and so often as the same shall happen, the contractors shall furnish to the minister the certified logs of the captains of the steamers showing the causes of the delays, and there shall be deducted from the subsidy payable to the contractors for the said quarter a sum equal to five per cent of such subsidy for every one-quarter knot by which the average speed actually made has fallen below the average speed specified in clause 5 of this contract.

Average rate of speed between December 15 and February 15.

Provided, however, that for the period between any fifteenth day of December and the following fifteenth day of February when steamers of different classes are employed in the service, the average rate of speed shall be arrived at by taking the average of the speeds of all the steamers employed in the service during the said period.

Maximum deduction.

'Provided further, that the total amount of the sum deducted in respect of such default or failure of either of the two classes of steamers mentioned in this clause shall not exceed the full amount of the subsidy allowed the said class for the quarter or period in question.

Subsidy for fifteen-knot Steamers.

13. 'Subject to the provisions of clause 11 hereof, the other steamers required for the carrying out of this contract, and which may from time to time be approved by the minister as provided in clause 2 hereof, shall when in service be entitled to receive a subsidy which will bear the same proportion to the sum of £1,000 as the actual speed made by the said steamers will bear to the speed of fifteen knots per hour.

Freight and passenger rates.

14. 'It is further understood and agreed that the tolls to be charged in the way of either freight or passenger rates between ports on both east and westbound trips shall always under substantially similar circumstances and conditions, be charged equally to all persons, and at the same rate, whether by weight or otherwise, in respect of all traffic of the same description and receiving in carriage the like accommodation; and further, that no toll shall be charged which discriminates against Canadian merchants or shippers or against emigrants to Canada.

Provisions for renewal of Contract.

15. 'If the contractors comply with the terms of this contract then at the expiration hereof His Majesty will enter into a new agreement with the said contractors for a further period of five years for payment to the contractors of such subsidy as His Majesty may then be prepared to pay to any one, provided the contractors by

9-10 EDWARD VII., A. 1910

such new agreement will then undertake to perform such service as His Majesty may then require during the said new five-year term, in such manner and upon such conditions as His Majesty may then prescribe.

Termination of Contract.

Section 28 referred to in section 1, reads as follows:—

28. 'It is declared to be the true intent and meaning of these presents that the minister shall have the right at any time during the continuance of this contract, upon thirty days' notice in writing to the contractors, their successors or assigns, to terminate this contract, and every matter and thing herein contained, if it shall appear to the minister that there has been any breach on the part of the contractors their successors or assigns, of any of the covenants, agreements, stipulations or provisions herein contained and entered into on the part of the contractors; and it is declared and agreed that the minister shall at all times be the sole and final judge as to whether there has been any such breach, and his decision shall be absolute, final and conclusive.'

SESSIONAL PAPER No. 10e

DESCRIPTION OF VESSELS EMPLOYED.

NAME.	DIMENSIONS.			TONNAGE.		PASSENGER ACCOMMODATION.			Refrigerator Space.	N. H. P.	Speed.	BUILT.					
	Length.	Breadth.	Depth.	Net.	Gross.	Capacity.	1st Class.	2nd Class.				3rd Class.	Cu. Feet.	Knots.	At	In	Of
Victorian.....	520	60·4	38·0	6,744	10,629	4,000	250	300	900	17,250	18	Belfast.....	1904	Steel.			
Virginian.....	520	60·3	38·0	6,844	10,751	4,000	250	300	900	12,440	18	Lanthouse ..	1905	Steel.			
Corsican.....	500	61·2	38·0	7,299	11,436	6,000	150	300	1,300	24,270	15	Whiteinch....	1907	Steel.			
Gramphian.....	485·7	60·2	38·1	6,119	9,603	6,100	150	250	1,000	23,320	15	Lanthouse....	1907	Steel.			
Heserian.....	485·5	60·2	38	6,124	9,599	6,100	150	250	1,000	23,320	15	Lanthouse....	1908	Steel.			
Tunisian.....	500·6	59·2	39·8	6,802	10,576	8,500	150	250	1,000	21,759	15½	Lanthouse....	1900	Steel.			

*L. H. P.—Turbine Engines.

In addition to the above an agreement exists between the Allan Line and the Canadian Pacific Railway Company whereby the following steamers are employed in this service:—

Empress of Britain.	548·8	65·7	36·7	8,024	14,189	6,000	300	350	1,000	28,000	18½	Govan.....	1906	Steel.
Empress of Ireland.	548·9	65·7	36·7	8,028	14,191	6,000	300	350	1,000	28,000	18½	Govan.....	1906	Steel.

9-10 EDWARD VII., A. 1910

Distances.

The distance between Liverpool and Rimouski via Belle Isle is stated to be 2,490 miles; between Liverpool and Halifax, 2,450 miles; between Liverpool and St. John, 2,729 miles.

TRAFFIC RETURNS.

Calendar Year.	Number of Passengers Carried.	Tons of Freight Carried.	Live Stock.	Mails.	Subsidy Paid.		
1907	Allan Steamers—	13,075	57,487	—	Not Stated.	\$555,432 47	
	East	30,356	52,121				
	West						
	Total	43,431	109,608				
	C. P. R. Steamers—						
	East	6,686	25,220				
West	10,278	27,661					
Total	16,964	52,881					
Grand Total	60,395	162,489					
1908	Allan Steamers—			Lock Bags	Tied Sacks	\$578,447 12	
	East	14,644	66,955	10,926	5,159		
	West	16,957	56,567	34,745	9,127		
	Total	31,601	123,522	45,671	14,286		
	C. P. R. Steamers—						
	East	21,461	60,312	4,228	10,314		
West	25,055	51,592	8,478	32,166			
Total	46,516	111,904	12,706	42,480			
Grand Total	78,117	235,426	58,377	56,766			
1909	Allan steamers—					\$582,713 58	
	East	12,448	87,342	738	14,318		8,414
	West	21,287	80,430	46,477		13,480
	Total	33,735	167,772	738	60,795		21,894
	C. P. R. Steamers—						
	East	11,371	60,432	4,712		8,551
West	27,681	54,655	12,131	28,900		
Total	39,052	115,087	16,843	37,451		
Grand Total	72,787	282,859	738	77,638	59,345		

169.

(Atlantic Service.)

ELDER, DEMPSTER & CO.

Vote 169.—Steam Services between Canada and Mexico on the Atlantic and Pacific Oceans.

1909-10	\$116,666.66
1910-11	\$125,000.00

There are two services run under this vote, viz.: from Montreal in summer and Halifax in winter to Mexican ports on the Atlantic; and from Vancouver and Victoria to ports in Mexico on the Pacific coast.

The Atlantic service is performed by Messrs. Elder, Dempster and Company, of Liverpool, England, under terms of a contract bearing date November 8, 1909, and which expires on September 15, 1910. The principal provisions, aside from those common to all contracts, are as follows:—

1. 'The contractors owning and controlling the steamships of the gross and net tonnage hereinafter mentioned, viz.: the *Sokoto* of 3,092 gross and 1,969 net; the *Bornu* of 3,238 gross and 2,070 net; each having passenger accommodation for not less than 60 first-class and 20 second-class passengers, and guaranteed as rating at Lloyds 100 A1, did on or prior to the fifteenth day of September last prior to the date of these presents, place such steamships or such others approved by the minister as were necessary to fulfil the terms of this agreement, on a route between the Dominion of Canada and the Republic of Mexico as hereinafter stated, and have since that date and will continue to maintain therewith until the fifteenth day of September, in the year 1910, a monthly service, as follows:—

(a.) From the port of Montreal during the season of open navigation on the River St. Lawrence, calling at—

- (1.) Charlottetown, in the province of Prince Edward Island, whenever reasonable freight or passengers are offered from that port.
- (2.) Halifax, in the province of Nova Scotia.
- (3.) Nassau, in the Bahama Islands, and
- (4.) A port or ports in the Island of Cuba;

extending each and every such voyage to and calling at the ports of Progreso, Vera Cruz and Tampico, and, when required so to do by the minister, at Coatzacoalcos, in the Republic of Mexico, and upon all return voyages calling at Halifax and, at the option of the contractors, at a port or ports in Cuba and at Nassau.

(b.) During the season of closed navigation on the River St. Lawrence, from the port of Halifax, N.S., to the ports in Mexico hereinafter stated, calling at Nassau; in the Bahama Islands, and a port or ports in Cuba to the ports of Progreso, Vera Cruz and Tampico, and, when required so to do by the minister, at Coatzacoalcos, in the Republic of Mexico, and returning from the said Mexican ports to Halifax, N.S., and calling, at the option of the contractors, at a port or ports in Cuba and Nassau.

(c.) The sailings from the Canadian ports of departure being at regular intervals on such fixed dates as may be sanctioned by the minister; such dates to be advertised at least twenty days in advance of each of the respective sailings.

Speed.

2. Each of the said steamers while employed as herein agreed shall, on all north and south bound voyages, run at an average speed of not less than ten knots per hour, extraordinary conditions of the weather excepted.

Subsidy, \$50,000 per annum.

3. Subsidy is payable at the rate of fifty thousand dollars (\$50,000) per annum, in monthly payments of four thousand one hundred and sixty-six dollars and sixty-six cents (\$4,166.66) on the completion of each monthly round voyage so run in compliance with the terms of this agreement.

Time-tables—Deductions from Subsidy.

5. 'It is understood and agreed to be a further condition of these presents that the contractors shall from time to time furnish the minister with time-tables showing the proposed sailings, and upon the same being approved by the minister they shall be duly advertised in such manner as he may direct; and it is also agreed that in case either of the steamers herein named, or a substitute steamer sanctioned by the minister, does not sail from a terminal port as herein specified within three days of the date fixed by such time-tables, there shall be deducted from the amount of subsidy payable for such voyage a sum equal to one-tenth of the amount otherwise payable for the performance of such voyage, and so in proportion for further delays or failure of sail from such terminal port; provided, however, that the minister may authorize any vessel to sail at an earlier or a later date than that specified in such time-table should he for any reason deem it advisable to do so.

Freight Rates.

Clause 8 provides that freight rates on both north and south bound trips are to be approved by the minister.

Freight and passengers to be routed via I. C. R.

Clause 9 provides for the delivery of freight from Mexico to the I. C. R. at Halifax, unless otherwise routed by shippers or consignees; under condition that the freight rates on the I. C. R. are not in excess of rates on other railways between similar points. It is also provided that passengers for points in the Maritime Provinces or Quebec are to be handed over to the I. C. R. at Halifax, provided that such routing is controlled by the contractors.

Freight for export to Mexico is, when possible, to be delivered to the I. C. R. at Montreal.

Transportation of Canadian Trade Commissioners.

Clause 10 provides for the free transportation (including meals and berths) of Canadian Trade Commissioners and their wives and children, and also Canadian Commercial Agents, when travelling upon their official duties, or being transferred from one port to another, upon request of the minister. Free transportation for household effects is also to be included.

Accommodation for Halifax Cargo.

11. The contractors further agree to reserve such accommodation as may be required for Halifax cargo upon each trip to Mexico performed during the continuance of this contract.

SESSIONAL PAPER No. 10e

Carriage of Mails.

Clause 13 of the contract provides for the carriage of mails.

Description of Vessels Employed.

NAME.	DIMENSIONS.			TONNAGE.			PASSENGER ACCOMMODATION.		Refrigerator space.	N.H. P.	Speed	BUILT.		
	Length.	Breadth.	Depth.	Net.	Gross.	Capacity.	1st Cl.	2nd Cl.				At	In	Of
Bornu...	345	42' 2	23	2,074	3,238	4,300	65	36	Nil.	296	10' 5	Barrow.	1899	Steel.
Sokoto...	345	42' 2	23	1,969	3,092	4,210	65	24	Nil.	296	10' 8	Barrow.	1899	Steel.

Distances.

The distance from Montreal to Vera Cruz is given as 3,745 miles; from Vera Cruz to Montreal, 2,941 miles.

TRAFFIC RETURNS.

Calendar Year.	Number of Passengers Carried.			Tons of Freight Carried.		Live Stock.	Mails.	Subsidy Paid.
	First Class.	Second Class.	Third Class.	Tons Weight.	Tons Meas't.			
1907	700			45,811		Not Stated.	Not Stated.	\$50,000 00
1908	In.....	49	236	159	4,360	41,870	Nil.	\$50,000 00
	Out.....	104	526	30	10,495	21,975	Nil.	
	Total.	153	762	189	14,855	63,845	3	
1909	In.....	52	44	1	2,110	26,751	4	\$50,000 00
	Out.....	76	1,173	14,227	15,239	
	Total..	128	1,217	1	16,337	41,990	4	

169.

CANADA AND MEXICO.

(Pacific Service.)

T. H. WORSNOP.

The service on the Pacific coast is performed by Thomas Herbert Worsnop, of London, England, under terms of a contract bearing date March 11, 1909, for a period of three years from the first sailing of such steamers. The principal provisions, aside from those common to all contracts, are as follows:—

Ports of Call.—Frequency of Service.

1. The contractor, controlling two or more steamships sailing under the British flag or Mexican flag, each of a carrying capacity of not less than 3,500 tons, with a guaranteed rating at Lloyds as A 1, and having adequate passenger accommodation, will within four months from the 1st of May, 1909, place the same or other steamships of like or greater capacity, approved by the minister, on a route between Vancouver and Victoria, in the province of British Columbia, and the ports of Mazatlan, Manzanillo, Acapulco and Salina Cruz, situate on the Pacific coast of the Republic of Mexico; and will therewith maintain for a period of three years from the first sailing of such steamers from the terminal port of Vancouver or Salina Cruz, a regular monthly service between such terminal ports and calling on all voyages both south and north-bound at the aforementioned intermediate ports, and at such other ports in the province of British Columbia and the Republic of Mexico as may be approved by the minister, sailing from each such terminal ports regularly once in each calendar month and on such fixed days as may be sanctioned by the minister; such dates to be advertised at least twenty days in advance of sailings; and shall complete each year during the continuance of this contract twelve full round voyages.

Calls at United States Ports.

2. Permission is granted for the steamers to call at either the port of San Pedro or San Diego, United States, south bound, to deliver cargo from a British Columbia port; but they are not permitted to load United States cargo for Mexico. When northbound they are permitted to deliver cargo at the said United States ports from a Mexican port when sufficient inducement is offered; but they are not required to make a call at any one of said United States ports if sufficient cargo is not offered to cover cost of such a call.

Speed.

3. Each of the steamers employed as herein agreed shall on all south and north-bound voyages run at an average speed of ten knots per hour, extraordinary conditions of the weather excepted.

SESSIONAL PAPER No. 10e

Passenger freight rates.

4. The contractor shall carry on each trip of any steamer employed under this contract according to its capacity, all the freight and passengers which may be reasonably offered or obtained, and at tariff rates both as to passengers and freights which may be from time to time approved by the minister.

Transportation of Canadian Trade Commissioners, etc.

Clause 8 provides for the free transportation of Canadian Trade Commissioners, their wives and children, and household effects, when requested by the minister.

Subsidy: \$50,000 per annum.

This subsidy is at the rate of fifty thousand dollars (\$50,000) per annum, payable in monthly instalments of \$4,166.66, or upon the completion of each round voyage from Vancouver.

Carriage of Mails.

Clause 13 of the contract provides for the carriage of mails.

Calls at foreign ports.

16. The steamers employed in carrying out the provisions of this contract shall not on any of their trips, while employed in this service, call at any foreign port not specified in this contract, Mexican ports excepted.

Description of Vessels Employed.

NAME.	DIMENSIONS.			TONNAGE.			PASSENGER ACCOMMODATION.		Refrigerator space.	N. H. P.	Speed Knots	BUILT.		
	Length.	Breadth.	Depth.	Net.	Gross.	Capacity.	1st Class.	3rd Class.				At	In	Of
	Ft.	Ft.	Ft.						Cu. Ft.					
Lonsdale	540	41	26.5	2,043	3,170	4,500	20	25	Nil	292	11.25	Sunderland.	1890	Steel.
Georgia	335	40	27.7	1,778	2,797	4,000	20	25	Nil	370	11	N'castle-on-Tyne.	1889	Steel.

Distances.

The distance from Vancouver to Salina Cruz is 2,965 miles; from Salina Cruz to Vancouver via Guaymas, 3,572 miles.

9-10 EDWARD VII., A. 1910

TRAFFIC RETURNS.

Calendar Year.	Passengers Carried.	Freight Carried.	Live Stock.	Mails.	Subsidy Paid.
1907	57	7,110	Not Stated.	Not Stated.	\$33,333 29
1908	In.....	83	3,358	Nil.	5
	Out.....	69	16,368	Nil.	10
	Total.....	152	19,726	Nil.	15
1909	In.....	30	11,116	Nil.	42
	Out.....	30	12,526	Nil.	29
	Total.....	60	23,642	Nil.	71

170.

CANADA AND NEWFOUNDLAND.—REID NEWFOUNDLAND COMPANY, LTD.

Vote 170.—Steam Service or Services between Canada and Newfoundland.

1909-10	\$18,000
1910-11	\$18,000

This service is performed by the Reid Newfoundland Company, Limited, of St. Johns', Newfoundland, under terms of a contract bearing date July 21, 1909, which expires on March 31, 1910, and the principal provisions of which are as follows:—

Frequency of service.—Ports of call.

1. The contractors having on the first day of April next preceding the date of these presents, placed the steamship *Bruce*, described as a steel screw steamship having a speed of 16 knots, 1,155 gross tonnage, classed 100 A1 at Lloyds, with double bottom of cellular construction, on the route hereinafter described, will establish and maintain until March 31, 1910, a regular steamship service between North Sydney, in the province of Nova Scotia, and Port aux Basques, in Newfoundland, and the contractors hereby further agree to furnish such other steamship or steamships as may be necessary from time to time, which steamships shall be subject to the approval of the minister, for the proper performance of the service hereinafter described, and which said service shall consist of a complete round trip each day, except Sunday, between the ports of North Sydney and Port aux Basques, but should there for any reason not be six round trips during each week there shall not be less than three complete round trips between the said ports each week during the

SESSIONAL PAPER No. 10e

continuance of this contract, excepting that if in any week Port aux Basques be blocked and the steamer is compelled to go to Placentia, two round trips instead of three shall be the minimum number in any such week.

Government Wharfs.

In consideration of the subsidy herein stipulated the contractors agree to call at all government wharfs when such is practicable and when such wharfs are available.

Subsidy: 18,000 per annum.

2. Subsidy is payable at the rate of eighteen thousand dollars (\$18,000) per annum, but in case the full six complete round trips are not performed each week, a reduction of sixty-four dollars (\$64.00) shall be made for each round voyage not so performed, or a reduction of one-half the said sum of sixty-four dollars (\$64.00) for each single trip not so performed, and should there be from any cause whatever, less than three complete round trips in any one week, no subsidy, or part thereof, shall be paid on account of any service performed during such week, unless it be established to the satisfaction of the minister that such failure has been caused by stress of weather; the said subsidy to be paid quarterly, viz.: for the periods ending the 30th days of June and September, and the 31st days of December and March, during the continuance of this contract.

Calls at foreign ports.

6. The steamers employed in carrying out the provisions of this contract shall not on any voyages either outward or homewards call at any foreign port not specified in this contract.

Transportation of Canadian Trade Commissioners.

15. The Canadian Trade Commissioners and their wives and children, or Canadian Commercial Agents, shall be granted free transportation, meals included, with first-class accommodation, and free transportation for their household effects, upon any steamships employed by the contractors in the performance of this contract, when requested to do so by the Minister, and when the said Commissioner or Commercial Agent is travelling upon his official duties, or being transferred from one official post to another.

Description of Vessels Employed.

NAME.	DIMENSIONS.			TONNAGE.			PASSENGER ACCOMMODATION.			Refrigerator space, Cu. Ft.	N. H. P.	Speed.	BUILT		
	Length. Ft.	Breadth Ft.	Depth. Ft.	Net.	Gross.	Capacity.	1st Class	2nd Class.	3rd Class.				At	In	Of
Bruce ..	236·6	32·6	19·7	343	1,155	72	218	Nil.	350	16	Point-house.	1897	Steel.
Glencoe	208	30·1	16·7	336	767	42	125	Nil.	185	13	Point-house.	1899	Steel.

Distances.

The distance from Port aux Basques, Nfld., to North Sydney, N.S., is 102 miles.

TRAFFIC RETURNS.

No service was run during 1907.

Calendar Year.	Passengers Carried		Tons Freight Carried.	Live Stock.	Mails.		Subsidy Paid
	First Class.	Second Class.			Sealed Bags.	Tied Sacks.	
1908	5,351	9,223	10,176	764	2,112	11,796	\$12,272
1909	In . . . 3,759	5,511	8,917	449	973	1,152	\$9,646 50
	Out . . . 4,222	7,630	969	954	12,885	
	Total 7,981	13,141	9,886	449	1,927	14,037	

171.

CANADA AND NEW ZEALAND.

RICHARD A. ALLEY.

Vote 171.—Steam Service between Canada and New Zealand

1909-10	\$50,000
1910-11	\$50,000

This service is performed under the terms of a contract entered into with Richard A. Alley, of Vancouver, B.C., dated December 28, 1905, and which expired on the completion of three full years' service. The service was commenced on April 26, 1906, and terminated on April 25, 1909. The principal provisions, aside from those common to all contracts, are as follows:—

Ports of Call—Frequency of Service.

1. The contractor being the owner of or having control of the steamship *Afri-cander* of 2,742 tons gross register, and other steamers, will therewith within three months from the date hereof or with steamships of like class, rating, and of not less capacity, approved by the minister, establish a regular service between the port of Vancouver, in the province of British Columbia, and the ports of Auckland, Wellington, Littleton, Dunedin and Bluff, in the colony of New Zealand, such service to commence by one of the said steamers sailing from one of the said ports in New Zealand for Vancouver within three months from the date of the signing of the new Zealand agreement, to be followed by the other two months later, the first one sailing on the return from Vancouver within two months following the date of the first

SESSIONAL PAPER No. 10e

sailing from New Zealand to be followed by the other two months later and, to so continue sailing from both terminal ports at intervals of two months during the continuance of this contract, with the option on the part of the contractor of calling on all or any trips at Fiji, and with the further option of also calling at the port of Victoria, in British Columbia, on any or all trips run.

Calls at New Zealand Ports.

2. 'It is understood and agreed that in so far as the above named ports in New Zealand are concerned, calls shall be made on each trip at three of them alternating as occasion may require, and with the option on the part of the contractor of calling at other New Zealand ports when found necessary, such further calls, however, not to interfere with the regular running of the service or the sailing from New Zealand on such dates as may be fixed in terms hereinafter provided.

Improvement of Service.

3. 'It is understood and agreed that should the traffic over the route named so increase as to warrant the putting on of larger steamers or of sailing the steamers more frequently than hereinbefore provided, the contractor is to furnish and run such steamers or such more frequent service, always subject to the approval of the minister as to sailing dates and conditions, without, however, any additional subsidy being payable than that hereinafter provided.

Subsidy; £10,000 per annum.

This subsidy is payable at the rate of ten thousand pounds sterling (£10,000) per annum, payable in five instalments of one thousand and six hundred pounds (£1,600) each, on the completion of each of five full round voyages; and the balance of two thousand pounds (£2,000) on the completion of a year's service as herein contracted for; and in like manner and like instalments during each year's continuance of this contract;

Equipment of Steamers.

7. 'The steamers to be employed as herein specified, shall at all times during the continuance of this contract, be fully seaworthy, well officered, manned, victualled, equipped, provided and furnished, having regard to the service which the contractor has hereby undertaken to perform; and shall have ample and suitable accommodation for the mails and freight to be carried over the routes specified; and shall, at all times, carry boats and life-saving appliances in compliance with the law, and shall be in all respects subject to the approval of the minister.

Carriage of Mails.

Under clause 8 of the contract, the contractors are required to carry any mails that may be tendered to them by the Post Office authorities of Canada.

Calls in Australia and Honolulu.

20. 'It is understood and agreed that when other cargo is not available, the steamers employed in the service may call at a port or ports in Australia and at Honolulu to load and discharge cargo; provided always that such additional call or calls shall not be of such a character as to prevent the steamer taking up her sailing date at the appointed time from a terminal port; and it is further understood that any such variation from the usual direct route shall not be made in manner to compete with the subsidized service between Canada and Australia.

9-10 EDWARD VII., A. 1910

Delays not being by Default of Contractor.

22. 'It is understood and agreed that penalties will not be enforced against the contractor if it be shown that the delay in being ready to proceed to sea or to comply with any other terms of this contract has arisen without neglect or default of the contractor, his agents or servants, or by the act of God, the King's enemies or other force majeure.

Termination of Contract after Commencement of a Steamer's Voyage.

23. 'It is understood and agreed that in the event of one of the contractor's steamers having started on her voyage and the minister shall decide to terminate this contract for any cause or reason beyond the control of and not being the fault of the contractor, the said steamer shall be deemed to have earned the subsidy for the voyage on which she has sailed.

Subsidy from New Zealand Government.

28. 'It is further conditioned, understood and agreed that this contract is subject to the granting by the New Zealand government of a like yearly subsidy to that hereinbefore provided, failing which this agreement is to be null and void from the time such New Zealand subsidy ceases.

Termination of Contract.

29. 'This contract shall terminate on the completion of three full years' service unless sooner terminated under the provisions of sections 18, 19 or 28 hereof.'

Description of Vessels Employed.

The steamers employed in this service were as follows:—

SS. *Den of Ruthven*, built of steel at Whiteinch in 1907; registered at Dundee in 1907; length, 400 feet; breadth, 52 feet; depth, 27.8 feet; net tonnage, 3,116; gross tonnage, 4,937; 530 nominal horse-power.

SS. *Indravelli*, built of steel at Whiteinch in 1897; registered at Liverpool in 1897; length, 400 feet; breadth, 49.2 feet; depth, 35.8 feet; net tonnage, 3,768; gross tonnage, 5,805; 468 nominal horsepower.

Distances.

The distance from Vancouver to Wellington N. Z., is given as 6,500 miles; from Vancouver to Auckland, N.Z., 7,400 miles. These distances are approximate.

TRAFFIC RETURNS.

Calendar Year.	Number of Passengers Carried.	Tons of Freight Carried.		Live Stock.	Bags Mails.	Subsidy Paid.
1907.....	Nil.	19,613		Not stated.	Not stated.	\$49,879 99
		Tons Weight.	Tons Meas.			
1908.....	In.....Nil.	3,200	30	"	150	
	Out.....Nil.	40,750	2,750	"	660	
Total.....	43,950	3,080	Nil.....	810	\$31,146 66
1909, Jan. to June 1	In.....Nil.	520	360	Nil.....	34	\$27,253 31
	Out.....Nil.	422	11,405	Nil.....	119	(Of this amount \$23,359.98 was on account of 1908 service.)
		942	11,765		153	

172.

CANADA AND SOUTH AFRICA.

ELDER DEMPSTER & CO.

Vote 112.—Steam service between Canada and South Africa.

1909-10	\$146,000
1910-11	\$146,000

This service is performed by Messrs. Elder, Dempster & Company, of Liverpool, England, under terms of a contract bearing date May 18, 1907, and which expires September 30, 1912. The principal provisions, aside from those common to all contracts, are as follows:—

Period of Contract.

1. 'During the term of five years from the first day of October, one thousand nine hundred and seven the contractors shall well and efficiently provide work and maintain a service (hereinafter called "the service") of cargo and mail carrying steamships of the descriptions hereinafter mentioned, sailing from Montreal and calling at Quebec, and at the option of the contractors at other Canadian ports during the St. Lawrence season; and from St. John and calling at Halifax, and at the option of the contractors at other Canadian ports during the remainder of the year (hereinafter called "the Canadian ports"), and proceeding direct to Cape Town and such other South African ports (not less than two other ports) as may be arranged (hereinafter called "the South African ports"), upon and subject to the conditions and provisions hereinafter contained.

2. 'The contractors shall at all times during the said term provide and maintain such steamships of the descriptions hereinafter mentioned (hereinafter called "the steamers") as may from time to time be required for the purposes of the service. Each of the steamers shall:—

Size and Registry of Vessels.

(a) Be a British vessel of not less than five thousand tons deadweight capacity, furnished with adequate cargo space, and shall be a good, substantial and efficient steam vessel of adequate power and speed, and supplied with first-rate appropriate steam engines and in all respects suited to the performance of the service within the respective times herein stipulated, and shall be provided and kept by the contractors seaworthy and in complete repair and readiness to the satisfaction of the minister.

Speed.

(b) 'When employed on the service maintain an average rate of speed of not less than ten knots an hour.

Cold Storage.

(c) 'Be suitably fitted with cold storage accommodation and appliances which shall from time to time be the best known for the purpose and capable of carrying in

9-10 EDWARD VII., A. 1910

such cold storage not less than two hundred tons of cargo. Provided the contractors shall from time to time in the event of goods offering for shipment provide such further cold storage accommodation as shall be sufficient to meet the requirements of the trade offering.

Electric Light and other Fittings.

(d) 'Be supplied with an adequate number of boats and life-saving appliances in compliance with the law, and shall be fitted with electric light and all modern appliances and conveniences and be otherwise constructed, fitted and equipped properly and substantially in a manner suitable for all the requirements of the service and to the satisfaction in all respects and subject to the approval of the minister; provided that the contractors shall, from time to time, in the event of goods being offered for shipment, provide further vessels having such carrying capacity, accommodation and appliances as shall be sufficient to meet the requirements of the trade offering.

Carriage of Mails.

3. 'The steamers are:—

(a) 'To carry all mails sent under the authority of the Postmaster General of the Dominion of Canada (hereinafter called "the Postmaster General") for transmission from Canada to South Africa, irrespective of their origin and ultimate destination.

(b) 'Except such letters as are not required by law to pass through the post office, the contractors shall not receive or permit to be received for conveyance on board any steamer any letters other than those mentioned. No mails shall be conveyed by any such steamer on behalf of any colony or foreign country without the permission of the Postmaster General. The whole postage of any mail conveyed by any steamer shall under all circumstances be at the disposal of the Postmaster General.

Frequency of Service.

4. 'The contractors shall on the first day of October, one thousand nine hundred and seven, and thereafter until the thirtieth day of September, 1912, at least monthly during the first fifteen days of each month, cause one of the steamers properly found in all respects, to leave one of the Canadian ports, and thence to call at the other of the Canadian ports, and thence proceed direct to one of the South African ports, and thence to call at the others of the South African ports; and the contractors further agree, in the event of goods being offered for shipment, to provide such additional vessels having carrying capacity and accommodation and appliances as shall be sufficient to meet the requirements of the trade offered.

Precedence to be given to Canadian Goods and Shippers.

6. 'No preference, priority or advantage whatsoever shall be granted by the contractors as regards the shipment and conveyance of any goods or products, directly or indirectly, against shippers of Canadian goods and products, who shall always have precedence for such Canadian goods and products over all other shippers, provided that such shippers in respect of such Canadian goods and products shall give not less than ten days' notice in writing to the contractors at their office at the port of shipment, specifying the nature and amount of such goods and products before the date advertised for the departure of any steamer of their intention to ship goods and products, who shall at the same time, if required by the contractors, pay a deposit of not less than 10 per cent upon the freight chargeable in respect of the carriage of such goods and products, and subject thereto the contractors shall ship all such goods and products in order of priority according to the time at which the same shall be actually received by the contractors for shipment.

Freight Rates.

7. 'The rates charged by the contractors shall under the same circumstances be the same scale of rates to all shippers and classes of shippers for each class of goods,

SESSIONAL PAPER No. 10e

so that no undue advantage, privilege or monopoly may be afforded to any person or classes of persons in respect of such rates.

Subsidy, \$146,000 per annum.

This subsidy is \$146,000 per annum payable in the city of Ottawa in four quarterly payments payable in the months of January, April, July and October in each and every year during the continuance of this agreement, and subject always to such subsidy being voted by the Parliament of the Dominion of Canada.

Subsidy from any other source.

16. 'The contractors shall not in respect of the services receive or accept any subsidy or aid pecuniary or otherwise from any colony or foreign country or any provincial, civic or municipal authority or any person or persons or corporation or corporations, and should any such subsidy or aid be received by the contractors, the Dominion government may deduct the amount thereof from the amount of the next quarterly payment due and owing under this contract, and so from time to time and as often as the contractors receive such subsidy or aid from any colonial or foreign government, provincial, civic or municipal authority or any person or persons or corporation or corporations; but this provision is not to be deemed as a permission or authority for the contractors receiving any such subsidy or aid.

Calls for coaling.

18. 'Subject to the due performance by the contractors of the obligations imposed on them by this contract, they shall be at liberty in sailing from the Canadian ports to the South African ports to call solely for the purpose of coaling at any ports not situate on the continent of America.

Exemptions from calling at Canadian ports.

19. 'If at any time the contractors furnish to the minister evidence satisfactory to him that sufficient cargo is not forthcoming from any of the ports of call in Canada, he may in his discretion exempt either temporarily or permanently the steamers of the contractors from visiting such ports.

Commencement of Service.

25. 'This contract shall come into force and have effect on and from the first day of October, one thousand nine hundred and seven.'

Description of Vessels Employed.

NAME.	DIMENSIONS.			TONNAGE.				Refrigerator Space.	N. H. F.	Speed.	BUILT		
	Length.	Breadth	Depth.	Net.	GROSS.	Capacity, D. W.	Passenger Acc., 1st Class.				At	In	Of
	Ft.	Ft.	Ft.					Cu. Ft.	Kts.				
Melville	385·0	48·8	26·9	2,872	4,439	7,200	12	59,647	359	11	Port Glasgow, . . .	1902	Steel.
Canada Cape . . .	360·0	48·0	20·2	2,795	4,286	6,500	6	65,940	372	10	Howdon-on-Tyne..	1904	Steel.
Benin.	375·2	47·3	18·8	2,788	4,313	7,100	2	9,200	396	11	Wallsend-on-Tyne	1907	Steel.
Bendu	375·2	47·3	18·9	2,821	4,319	7,100	2	9,200	396	11	Wallsend-on-Tyne	1906	Steel.
Monarch	470·0	56·0	31·9	4,776	7,355	12,500	6	26,500	548	11	Wallsend.	1897	Steel.
Yola.	356·0	45·2	18·7	2,246	3,504	5,625	12	Nil.	296	10	Sunderland.	1898	Steel.

9-10 EDWARD VII., A. 1910

Distances.

The distance between St. John and Cape Town, South Africa, is given as 6,973 miles; between Montreal and Cape Town, South Africa, is 7,333 miles.

TRAFFIC RETURNS.

Calendar Year.	Number of Passengers Carried.	Tons of Freight Carried.		Live Stock.	Mails.	Subsidy Paid.
		Weight	Meas.			
1907.....	Not stated.....	47,314		Not stated.....	Nil.	\$146,000 00
1908.....	5	25,690	16,977	69	Nil.	146,000 00
1909.....	In.....	161				
	Out.....	21	29,679	26,140	Nil.	Nil.
Total.....	21	29,840	26,140			

173.

FROUDE'S POINT AND LOCKEPORT, N.S.

MUNICIPAL CORPORATION OF THE TOWN OF LOCKEPORT, N.S.

Vote 173.—Steam service between Froude's Point and Lockeport

1909-10.....	\$600
1910-11.....	\$600

This service is performed by the municipal corporation of the town of Lockeport, N.S., under terms of a contract dated June 12, 1908, which expired on March 31, 1909, and was renewed until March 31, 1910.

The principal provisions of the contract are:—

Frequency of Service—ports of Call.

1. The contractor, having maintained from the 1st day of April, prior to the date of these presents, a service of not less than twelve round trips each week on the route between Lockeport, N.S., and Froude's Point, N.S., calling at Rockland with the steamship *D. D. Mann*, of 130.41 gross tonnage and 88.68 net tonnage, with passenger accommodation for 40 people and speed of nine knots, the said contractor hereby agrees to continue and maintain the said service until March 31, 1910.

Government Wharfs.

2. In consideration of the subsidy herein stipulated, the contractors agree to call at all government wharfs when such is practicable, and when such wharfs are available.

Subsidy, \$600 per annum.

3. Subsidy is payable at the rate of six hundred dollars (\$600) per annum, payable as follows:—Three hundred dollars (\$300) upon the first day of October next

SESSIONAL PAPER No. 10e

following the date of these presents, and the balance of three hundred dollars (\$300) upon the completion of the service as hereinbefore defined, or such proportionate sum as may have been earned on the said thirty-first day of March, 1910.

Carriage of mails.

Clause 5 of the contract provides for the carriage of mails.

TRAFFIC RETURNS.

Calendar Year.	Number of Passengers Carried.	Tons of Freight Carried.	Live Stock.	MAILS.		Subsidy Paid.
				Lock Bags.	Tied Sacks.	
1908.....	In.....	3,317	600	Nil.	1,884	900
	Out.....	3,308	576	"	1,884	900
Total.....		6,625	1,170		3,768	1,800
1909.....	In.....	3,457	1,015		2,150	840
	Out.....	3,014	700		2,150	840
Total.....		6,471	1,715		4,300	1,680

174.

GASPE BASIN AND DALHOUSIE OR CAMPBELLTON.

FRASERVILLE NAVIGATION COMPANY, LTD.

Vote 174.—Steam service from the opening to the closing of navigation in 1910, between Gaspé Basin and Dalhousie or Campbellton.

1909-10	\$15,000
1910-11	\$15,000

A contract dated February 13, 1909, was entered into with the Fraserville Navigation Co., Ltd., of Fraserville, Que., to perform this service. It expires on the close of navigation in 1912. The principal provisions, aside from those common to all contracts, are as follows:—

Frequency of Service.

1. 'The contractors on the opening of navigation on the route between Campbellton aforesaid and Gaspé Basin, in the province of Quebec, in the spring of the year, 1909, that is to say, as soon as the ice will permit of the running of a steamer over the said route, will place the steamer *Canada*, of a length over all of 185 feet, breadth 27 feet, depth 19 feet, gross tonnage about 704 tons, net tonnage about 449 tons, of a speed of 14 knots per hour, fully and properly fitted for the accommodation of over 50 passengers, and having adequate accommodation for such freight as may be offered for conveyance over said route; and will with such steamer maintain a regular semi-weekly service from the opening of navigation in the year of these presents to the close thereof in the autumn of the said year, that is to say, until the ice will not permit of the running of the steamer over the said route, during which period there shall be made at least 60 full round trips from Campbellton to Gaspé basin aforesaid and return, and so in like manner during each year covered by this contract.

9-10 EDWARD VII., A. 1910

Ports of Call.

'On each trip run both to and from Gaspé Basin as aforesaid, the steamer shall call at each of the ports of Dalhousie, Carleton, Maria, New Richmond, St. Charles de Caplan, Bonaventure, New Carlisle, Paspébiac, St. Godfroi, Port Daniel, L'Anse aux Gascons, Newport, Grand Pabos Mills, Little Pabos, Grand River, Little River East, Cape Cove, Barachois de Mal Baie, Percé, Point Peter, Douglstown and Grand Greve.

Period of Contract.

2. 'This contract shall remain in force until the close of navigation in the year one thousand nine hundred and twelve (1912) unless sooner terminated by the minister under the provisions of section 17 hereof.

Subsidy: \$15,000 per Annum.

Subsidy is payable at the rate of fifteen thousand dollars (\$15,000) per annum in equal instalments of five thousand dollars (\$5,000) on each first day of July and October occurring during the continuance of this contract, and the balance of five thousand dollars (\$5,000) of each yearly amount on the completion of each year's service as hereinbefore contracted for; it being understood, declared and agreed that if for any reason there should not have been run in any one season at least sixty full round trips, there shall be deducted a proportionate amount from the final payment otherwise due for each year's service.

Carriage of Mails.

Clause 5 of the contract provides for the carriage of mails.

Description of Vessel Employed.

The s.s. *Canada* was built at Kinghorn, Fife, in 1892, of iron, and registered at Halifax, N.S., in 1905; length, 185.5 feet; breadth, 27.2 feet; depth, 19.5 feet; net tonnage, 449; gross tonnage, 704; 131 horse-power; speed, 14 knots.

Distances—Traffic Returns.

The distance between terminal points is 225 miles.

TRAFFIC RETURNS.

Calendar Year.	Number of Passengers Carried.	Tons of Freight Carried.	Live Stock.	Mails.		Subsidy Paid.	
				Lock Bags.	Tied Sacks.		
1907†.....	East.....	4,108	2,908	Not stated.....	Not stated.		\$13,250 00
	West.....	5,152	1,105				
	Total.....	9,260	4,013				
1908* +.....	East.....	2,560	3,834	11	952	191	\$12,000 00
	West.....	2,624	1,855	20	952	191	
	Total.....	5,184	5,689	31	1,904	382	
1909.....	East.....	2,373	760	11	279	33	\$12,750 00
	West.....	2,524	3,578	30	472	48	
	Total.....	4,897	4,338	41	751	81	

* Statistics for 1908 are estimated only. Actual returns could not be obtained owing to wreck of 'Lady Eileen,' and proposed winding up of Inter-provincial Navigation Co.

† Service performed by Inter-provincial Navigation Co.

175.

GASPE BASIN AND NORTH SHORE RIVER AND GULF OF ST. LAWRENCE.

LOUIS S. CORMIER.

Vote 175.—Schooner service twice per month during the season of open navigation between Gaspé Basin and the North Shore of the River and Gulf of St. Lawrence.

1909-10	\$1,000
1910-11	\$1,000

The service is performed by Louis S. Cormier, of Esquimaux Point, Quebec, under terms of a contract bearing date June 14, 1909, which expires on the close of navigation in that year. The principal provisions, aside from those common to all contracts, are as follows:—

Schooner Service.

1. 'That wherever the word "steamer" occurs in this contract, it shall be read and interpreted as if written or printed "schooner," the intent and meaning of the contract being for a schooner service.

Frequency of Service and Ports of Call.

2. The contractor owning or having control of the schooner *H. B.*, of fifty-seven tons register, will therewith, commencing upon the opening of navigation in the present year, run a regular fortnightly service between Gaspé Basin and the following ports on the north shore of the River or Gulf St. Lawrence, calling thereat on all trips to or from Gaspé Basin aforesaid, that is to say, running between and calling at during the remaining season of navigation in the current year from Gaspé Basin to Mingan, Long Point, Mingan, Esquimaux Point, Batehowan, Piastre Bay, Aguanish, Isle Michon and Natashquan, and at River St. Jean, Magpie, Thunder River, Shel-drake, when the conveyance of mails, passengers or freight so require; and at such other intermediate ports or places as may be required by the minister.

Government Wharfs.

3. In consideration of the subsidy herein stipulated the Contractor agrees to call at all government wharfs when such is practicable and when such wharfs are available.

Subsidy: \$1,000 per Season.

Subsidy is payable at the rate of one thousand dollars (\$1,000) for the season's service, payable in installments of three hundred and fifty dollars (\$350) on the first day of August next following the date of these presents; a like sum of three hundred and fifty dollars (\$350) on the first day of October next following; and the balance of three hundred dollars (\$300) on the completion of the service herein contracted to be performed; at which time this contract shall cease and determine.

Carriage of Mails.

Clause 6 of the contract provides for the carriage of mails.

Description of Vessel Employed.

The schooner *H. B.* has a tonnage of 57; speed, 8 knots.

Distance.

The distance between terminal points is given as 205 miles.

TRAFFIC RETURNS.

Calendar Year.	Number of Passengers Carried.	Freight Carried.	Live Stock.	Mail Sacks.	Subsidy Paid.
1907.....	50	Not stated ...	Not stated... ..	Not stated	\$800
1908.....	15	In.—415,000 feet shingles. Out.—250 quintals fish; 81,000 feet board; 300 pails lard; 500 bags salt; 21 tons other freight.	75	21	\$1,600
1909.....	31	124,627 ft. lumber 309,000 shingles. 86 boxes 190 tons hardw... 100 sacks 64 bags salt. 18 puncheons ... 7,000 laths	2 cows 40 hens.	80	\$1,000

176.

GRAND MANAN AND MAINLAND.

GRAND MANAN STEAMBOAT COMPANY.

Vote 176.—Steam service between Grand Manan and Mainland.

1909-10	\$5,000
1910-11	5,000

This service is performed by the Grand Manan Steamboat Company of Grand Manan, N.B., under terms of a contract bearing date March 17, 1909, and which expires on March 31, 1912. The principal provisions, aside from those common to all contracts, as as follows:—

Period of Contract.

1. The contractors will on the first day of April next following the date of these presents, place their steamer, the *Aurora*, on the routes hereinafter described between the island of Grand Manan and the mainland, and will from that date carry on and maintain with the said steamer *Aurora* until the thirty-first day of March, 1912, the following services, that is to say, they will during each of the months of June, July, August and September, occurring during the continuance of this contract, run the said steamer

(a) one trip each week between Grand Manan aforesaid and St. Andrews, on the mainland, via and calling on all trips both going and returning at Campobello and at Eastport, Maine.

(b) one trip each week between Grand Manan and St. John via and calling on all trips both going and returning at Campobello and Eastport aforesaid;

SESSIONAL PAPER No. 10e

(c) one trip each week between Grand Manan and Eastport via and calling on all trips both going and returning at Campobello aforesaid;

(d) one trip each week between Grand Manan and St. Stephen via and calling on all trips both going and returning at Campobello, Eastport and St. Andrews;

And during the remaining eight months of each year occurring during the continuance of this contract will run;

(e) one trip each week between Grand Manan and St. Stephen via and calling on all trips both going and returning at Campobello, Eastport and St. Andrews;

(f) one trip each week between Grand Manan and St. John via and calling on all trips both going and returning at Campobello and Eastport aforesaid;

(g) one trip each week from Grand Manan to St. Andrews, calling at Campobello and Eastport on all trips both going and returning.

Government Wharfs.

2. In consideration of the subsidy herein stipulated, the contractors agree to call at all government wharfs when such is practicable, and when such wharfs are available.

Subsidy: \$7,000 per Annum.

A subsidy is payable at the rate of seven thousand dollars per annum (\$7,000), as follows:—

A first instalment on the first day of the month of July next following the date hereof, of seventeen hundred and fifty dollars (\$1,750); and an equal sum of seventeen hundred and fifty dollars (\$1,750) on each subsequent first days of each of the months of October, January and April occurring during the continuance of this contract.

Carriage of Mails.

Clause 5 of the contract provides for the carriage of mails.

Description of steamer employed.

The ss. *Aurora* above referred to was built at Brooklyn, U.S.A. in 1893 of wood, and registered at St. Andrews, N.B., in 1900; length, 114 feet 8 inches; breadth, 26 feet 6 inches; depth of hold, 10 feet 9 inches; net tonnage, 183; gross tonnage, 364; 32 nominal horse-power; speed, 12 knots.

Distances.

The distance between the various ports are as follows:—

Grand Manan to St. John, via Eastport, 63 miles.

Grand Manan to St. Stephen, via Eastport, 48 miles.

Grand Manan to St. Andrews, via Eastport, 30 miles.

TRAFFIC RETURNS.

Calendar Year.	Number of Passengers Carried.	Tons of Freight Carried.	Live Stock.	Mails.		Subsidy Paid.
				Lock Bags.	Tied Sacks.	
1907	6,524	4,407	Not stated	Not stated		5,000
1908	6,168	4,016	33	1,561	2,553	5,000
1909	In ... 3,157 Out ... 3,804	3,749		378	1,841	6,500
Total	6,961	3,749		1,389	1,960	

177.

HALIFAX AND CANSO.

HALIFAX AND CANSO STEAMSHIP CO., LTD.

Vote 177.—Steam service between Halifax and Canso

1909-10	\$4,000
1910-11	\$4,000

This service is performed by the Halifax and Canso Steamship Company, Limited, of Halifax, N.S., under terms of a contract bearing date February 27, 1907, and which expires on April 1, 1912. The principal provisions, aside from those common to all contracts, are as follows:—

Frequency of Service—Ports of Call.

1. The said contractors having, prior to the date hereof, placed the steamer *Strathcona* on a service between Halifax and Canso, which steamer having been lost they will replace her by a new one, now building, and will with it, or until completed with a substitute steamer approved by the minister, continue to maintain a regular weekly service between Guysboro' and Halifax, in the province of Nova Scotia, calling on all voyages both ways at Queensport, Canso, Whitehead, Drumhead, Isaacs Harbour, Goldboro, Port Beckerton and Port Iliford; and during the months of January and February occurring during the continuance of this contract, at Port Dufferin, Sonora and Moser's River, all in the province of Nova Scotia, as well as such other port or ports as may be from time to time required by the minister. At any of the above ports of call where a public wharf has been built and is maintained the steamer may be required to call at same when so notified by the minister.

Capacity and Equipment of Steamer.

It is guaranteed, on the part of the contractors, that the new steamer above referred to shall have a cargo capacity equal to 2,500 barrels, with passenger accommodation for 40 passengers, electric lighted throughout and fitted with proper and adequate refrigeration for the carrying of fresh fish.

Period of Contract—Changes in Service.

2. This contract shall remain in force, unless sooner terminated under conditions hereinafter expressed, until the first day of April, 1912; and it is understood and agreed that the minister may authorize any change or changes in the above service as may not be inconsistent with the terms of the vote covering the payment of the subsidy therefor.

Laying Off Steamer Each Year.

3. It is understood and agreed that the steamer running the service as above may lay off for refitting two trips in each year at such time or times as will least interfere with the requirements of the service.

SESSIONAL PAPER No. 10e

Subsidy, \$4,000 per annum.

Subsidy of four thousand dollars (\$4,000) per annum is payable as follows, that is to say:—

In four equal instalments of one thousand dollars each on the first days of July, October and January, and on the completion of each year's service during the continuance of this contract.

Carriage of Mails.

Clause 5 of the contract provides for the carriage of mails.

Description of Vessel Employed.

The steamer employed in this service is SS. *Scotia*; length, 137 feet; breadth, 27 feet; depth, 9 feet 6 inches; net tonnage, 268; gross tonnage, 376; capacity, 2,000 barrels; speed, 10½ knots.

This new steamer, SS. *Scotia*, went on the route in September, 1907, before which the service was performed by SS. *Dufferin* and SS. *Margaret*.

Distances.

The distance between Halifax and Guysborough is 218 miles.

TRAFFIC RETURNS.

Calendar Year.	Number of Passengers Carried.	Tons of Freight Carried.	Live Stock.	Mails.	Subsidy Paid.
1907.....	624	5,547	Not given	Nil.	\$ 4,000
1908.....	1,779	{ 9,478 weight. 14,818 meas.	{ 52	Nil.	4,000
1909.....	{ In... 672 Out... 1,019	{ 2,868 weight. 4,293 meas.	{ 55	Nil.	4,000
		{ 5,433 weight. 8,159 meas.	{ 6		
Total.....	1,691	{ 8,301 weight. 12,452 meas.	{ 61		

178.

HALIFAX AND NEWFOUNDLAND VIA CAPE BRETON PORTS.

PICKFORD AND BLACK.

Vote 178.—Steam service between Halifax and Newfoundland via Cape Breton ports.

1909-10	\$4,000
1910-11	\$4,000

This service is performed by Messrs. Pickford & Black, of Halifax, N.S., under contract bearing date of March 12, 1909; which expires on the close of navigation in 1909. The principal provisions of the contract, aside from those common to all contracts, are as follows:—

9-10 EDWARD VII., A. 1910

Ports of Call—Duration of Service.

1. 'The contractors will on the opening of navigation in the present year, place their steamer the *Harlaw* on the route between Halifax in the province of Nova Scotia and the west coast of the island of Newfoundland, and will continue to carry on and maintain by means of the said steamer a regular fortnightly service between Halifax and the west coast of Newfoundland, calling both going and returning at St. Peters, Grand Narrows, Baddeck, North Sydney, South Sydney, Ingonish, Neils Harbour and Aspey Bay in Cape Breton, and at St. Pauls Island off the north coast of Cape Breton, whenever the weather will permit a vessel to call at that port, and at Channel, Bay St. George, Codroy, Bay of Islands and Bonne Bay in Newfoundland. Such service to continue uninterruptedly until fourteen complete round trips have been performed or until the close of navigation should it close before the said fourteen trips can be performed, that is to say, until the ice will not permit of the running of a steamer over the route named. The time to be occupied in making each trip of the service hereby undertaken to be performed including the return to Halifax shall not exceed thirteen days.

Government Wharfs.

2. 'In consideration of the subsidy herein stipulated, the contractors agree to call at all government wharfs when such is practicable, and when such wharfs are available.

Period of Contract.

3. 'This contract shall remain in force until the close of navigation in the present year, but shall be subject to renewal for another year at the option of the minister.

Subsidy: \$4,000 per Season.

A subsidy is payable not exceeding four thousand dollars (\$4,000), such subsidy to be payable as follows, that is to say: On the first day of September next following the date of these presents, a sum equivalent to two hundred and eighty dollars (\$280) for each complete round trip which shall have been fully performed according to the intention of these presents previous to that date; and the balance of the subsidy shall be paid on the completion of the season's service.

Carriage of Mails.

Clause 5 of the contract provides for the carriage of mails.

Description of Vessel Employed.

The SS. *Harlaw* above referred to, was built at Port Glasgow in 1881, of iron, and registered at Windsor, N.S., in 1888; length, 165 feet; breadth, 24 feet 5 inches; depth, 11 feet 8 inches; net tonnage, 267; gross tonnage, 451; speed, 10 knots.

Distance.

The distance between Halifax and Bonne Bay, Newfoundland, is 427 miles.

SESSIONAL PAPER No. 10e

TRAFFIC RETURNS.

Calendar Year.	Number of Passengers Carried.	Tons of Freight Carried.	Live Stock.	Mails.	Subsidy Paid.
1907.....	Out.....	317	3,980	} Not given.	\$ 2,000
	In.....	300	2,288		
	Total.....	617	6,268		
1908.....	Out.....	349	3,625	4	\$ 4,000
	In.....	332	1,750	2	
	Total.....	681	5,375	6	
1909.....	Out.....	327	2,300	5	\$ 4,000
	In.....	318	3,350	25	
	Total.....	645	5,650	30	

179.

HALIFAX AND SPRY BAY.

HALIFAX AND SHEET HARBOUR STEAMSHIP COMPANY, LIMITED.

Vote 179.—Steam service between Halifax and Spry Bay.

1909-10	\$2,500
1910-11	\$2,500

This service is performed by the Halifax and Sheet Harbour Steamship Company, Limited, of Halifax, N.S., under terms of a contract bearing date March 12, 1909, and which expires on March 31, 1910. The principal provisions, aside from those common to all contracts, are as follows:—

1. 'The said contractors will, on the first of April next following the date above written, place the steamer *Margaret*, a vessel of 186 tons gross register, with a carrying capacity of about 1,500 barrels, with passenger accommodation for 50 passengers, on a route between Halifax and Spry Bay, both in the province of Nova Scotia, and will from such commencement carry on and maintain until March 31, 1910, a regular weekly service between said ports, calling on all voyages at Jeddore, Owls Head, Tangier, Popes Harbour, Ship Harbour, Sheet Harbour and Sober Island, all in the said province of Nova Scotia, as well as at such other ports or places between the said terminal ports as may be, from time to time, required by the minister.

Government Wharfs.

2. 'In consideration of the subsidy herein stipulated, the contractors agree to call at all government wharfs when such is practicable and when such wharfs are available.

Subsidy: \$2,500 per Annum.

The subsidy is two thousand and five hundred dollars (\$2,500), payable in two equal instalments of twelve hundred and fifty dollars (\$1,250) each in the month of

9-10 EDWARD VII., A. 1910

October next following the date of these presents, and the final instalment of twelve hundred and fifty dollars (\$1,250) upon the completion of the service herein stipulated.

Carriage of Mails.

Clause 5 of the contract provides for the carriage of mails.

Description of Vessel Employed.

SS. *Margaret*, length, 92 ft.; breadth, 19 ft. 6 in.; depth, 8 ft. 6 in.; net tonnage, 199; gross tonnage, 194; 27 nominal horse-power; speed, 11 knots.

The distance between Halifax and Sober Island, via ports of call, is 100 miles.

TRAFFIC RETURNS.

Calendar Year.	Number of Passengers Carried.	Tons of Freight Carried.	Live Stock.	Mails.	Subsidy Paid.
					\$
1907.....	2,186	4,500	Nil.	Nil.	1,250
1908.....	1,935	3,470	Nil.	Nil.	2,500
1909.....	1,152	920			
In	1,074	2,710	Nil.	Nil.	2,500
Out					
Total	2,226	3,710			

180.

HALIFAX, ST. JOHN'S AND LIVERPOOL.

FURNESS, WITHEY & CO.

Vote 180.—Steam service between Halifax, St. John's Nfld., and Liverpool.

1909-10	\$20,000
1910-11	\$20,000

This service, as at present run, is under terms of a contract entered into with Messrs. Furness, Withy & Company, Limited, of West Hartlepool, England, bearing date March 31, 1909, and which expires on March 31, 1910. The principal provisions, aside from those common to all contracts, are as follows:—

Period of Contract and Sailing Dates.

1. The contractors will, on the first day of April, next following the date of these presents, place on a route between the city or port of Halifax, in the province of Nova Scotia, and the city or port of St. John's, in Newfoundland, and the port of Liverpool in England, their steamers the *Tabasco*, the *Durango* and the *Almeriana*, and will from such date maintain, until the 31st day of March, in the year 1910, by means of the said steamers, or with such other steamers as may be approved by the

SESSIONAL PAPER No. 10e

minister, a regular service between the cities and ports aforesaid, sailing from and returning to each of the terminal ports of Halifax and Liverpool aforesaid, at regular intervals of not less frequency than once in every seventeen days, and on such fixed dates as may be sanctioned by the minister, calling on all voyages both outward and inward at the port of St. John's, in Newfoundland.

Development of Transportation over Government Railway.

3. It is hereby agreed by the contractors that as the aid herein expressed and provided for by the Canadian Government is for the express purpose of encouraging the development of Canadian Trade and the transportation of Canadian goods through Canadian channels, the company accepts the aid on these conditions and agrees that all freight booked or carried by the said steamships from a port in the United Kingdom and during the time these make Halifax their terminal port, shall, when not otherwise routed by shippers or consignees, be delivered to the Intercolonial Railway at Halifax for shipment to final destination in Canada provided that the rates demanded by the Intercolonial Railway shall not be in excess of the rates charged by any other railway company from said ports to final destination in Canada.

(a) Contractors are to hand over to the Intercolonial Railway at Halifax passengers for points in the maritime provinces or the province of Quebec providing the routing of such passengers is controlled by the contractors and that they are not otherwise routed. It is further agreed that the contractors through their agents in Canada shall see that they have all such freight for export as may be secured by them for a port in the United Kingdom at which the subsidized line may call delivered to the Intercolonial Railway at Montreal.

Subsidy: \$20,000 per season.

Subsidy is payable at the rate of twenty thousand dollars (\$20,000) per season, as follows:—

One-half, or ten thousand dollars (\$10,000) on the first day of October next following the date of these presents, and the balance, ten thousand dollars (\$10,000) on the completion of the service on the first day of April, 1910.

Freight and Passenger Rates.

Clause 6 of the contract provides that freight and passenger rates shall be approved by the Minister.

Carriage of Mails.

Clause 8 of the contract provides for the carriage of mails.

The steamers employed in this service during 1909 were as follows:—

DESCRIPTION OF VESSELS EMPLOYED.

NAME.	DIMENSIONS.			TONNAGE.			PASSENGER ACCOMMODATION.			Refrigerator space.	N. H. P.	Speed, Knots.	BUILT		
	Length.	Breadth.	Depth.	Net.	Gross.	Capacity.	1st Class.	2nd Class.	3rd Class.				At	In	Of
	Ft.	Ft.	Ft.												
Durango.....	332	41	7	28	1,927	3,008	4,834	2	299	12	Sunderland	1895	Steel.	
Venango.....	308	7	41	5	1,910	2,938	4,560	2	255	11	Sunderland	1891	Steel.	
Almeriana.....	324	8	40	2	1,824	2,906	4,302	4	349	12	Middles-			
Gulf of Venice	331	1	42	3	1,884	3,022	4,778	2	410	12	borough,	1889	Steel.	
												West			
												Hartle-	1883	Iron.	
												pool.			

9-10 EDWARD VII., A. 1910

Distance between Terminal Ports.

The distance between Halifax and Liverpool is 2,453 miles.

TRAFFIC RETURNS.

Calendar Year.	Number of Passengers Carried.	Tons of Freight Carried.	Live Stock.	Mail, Packages.	Subsidy Paid.
1907	In 215 Out 138 Total 353	14,466 51,366 65,832	Not stated	Not stated	\$17,500
1908	53	44,132	Nil.	54	20,000
1909	In 42 Out 43 Total 85	9,777 41,070 50,847	Nil.	Nil.	20,000

181.

MAINLAND AND MAGDALEN ISLANDS.

WILLIAM MCLURE.

Vote 181.—Steam service between the opening and closing of navigation in 1910, between the Mainland and Magdalen Islands.

1909-10	\$12,500
1910-11	\$12,500

The service is performed by William McLure, of Pictou, N.S., under terms of a contract bearing date March 10, 1909, and expiring on the close of navigation in 1913. The principal provisions aside from those common to all contracts, are as follows:—

Ports of Call.

1. 'The contractor will at the earliest opening of navigation in the present year, that is to say, as soon as the ice will permit of the running of steamers over the route hereinafter named, place the steamer *Daisy* on the route between Pictou, in the province of Nova Scotia and the Magdalen Islands in the province of Quebec, and will for five years carry on and maintain by means of the said steamer, in manner hereinafter provided, a regular semi-weekly service, making each week two full round trips between Pictou and the islands aforesaid and return, calling on each trip each way at the railway wharf at Souris in the province of Prince Edward Island; and at ports in the Magdalen Islands as follows:—On all trips at Amherst Island, Point Basse and Grindstone Island; and at Etang du Nord and Grand Entry once each week; such weekly calls to be made on alternate trips; and once each month during each of the months of June, July, August and September, during the continuance of this contract at Bryan Island; and in case and whenever the weather will not permit of the landing of the mails and cargo at Etang du Nord, the contractor shall land the

SESSIONAL PAPER No. 10e

mails from the said steamers for House Harbour and Etang du Nord at Grindstone Island, and the steamer shall remain there long enough to allow such mails to be carried to House Harbour and Etang du Nord and return; calling also at such other port or ports, place or places en route as the minister may from time to time direct.

Duration of Service.

2. 'Such service shall continue regularly and uninterruptedly until the closing of navigation at Pictou aforesaid each fall or winter during the continuance of this contract, and from such closing of navigation such service shall be continued from some port in Cape Breton to such port or ports in the Magdalen Islands as the minister may approve until the closing of navigation at the Magdalen Islands, that is to say until the ice will not permit of the running of a steamer over such route; it being understood and agreed that calls at Grand Entry need not be made after the end of the month of September in each year.

'The days of the week and time of sailing from Pictou aforesaid shall be at all times subject to the approval of the minister, as well as shall be the maximum time allowed within which to complete the full round trip.

Period of Contract.

3. 'This contract shall remain in force until the closing of navigation in the year 1913; and it is understood and agreed that the minister may authorize any changes in the service as above defined, or in the passenger and freight rate schedule hereto attached, as may not be inconsistent with the terms of the vote providing for the payment of the subsidy.

Passenger and Freight Rates.

4. The attached schedule of rates for passengers and freight subject to clause 3, shall be considered as part of this contract, and shall be the rates to be charged on all voyages performed under this contract.

NOTE.—The above-mentioned schedule of freight rates is not printed in this report, but particulars regarding it may be obtained from the Department of Trade and Commerce on application.

Government Wharfs.

5. In consideration of the subsidy herein stipulated the contractor agrees to call at all government wharfs when such is practicable, and when such wharfs are available.

Subsidy: \$12,000 per Annum.

6. 'A subsidy is payable at the rate of twelve thousand dollars (\$12,000) per annum, such subsidy to be payable as follows, that is to say:—

On the first days of each of the months of July and October next, the sum of four thousand dollars (\$4,000), and at the close of navigation as hereinbefore defined, the further sum of four thousand dollars (\$4,000).

Carriage of Mails.

Clause 8 of the contract provides for the carriage of mails.

Description of Vessel Employed.

Permission was given by the minister to substitute the *Lady Sybil* for the *Daisy*, referred to above. The *Lady Sybil* was built at Greenock, in 1908, of steel, and regis-

9-10 EDWARD VII., A. 1910

tered at the Magdalen Islands in 1908; length 165 feet, breadth 28.1 feet, depth 18.7 feet: net tonnage 352; gross tonnage, 676; 173 horse-power; speed 12½ knots.

Distances.

The distance between Pictou and Magdalen islands is 145 miles, with 50 miles extra to Bryon Island.

TRAFFIC RETURNS.

Calendar Year.	Number of Passengers Carried.	Tons of Freight Carried.	Live Stock.	Mail bags.		Subsidy Paid.
				In.	Out.	
*1907.	880	5,900	Not given.	Not given.		815,000
*1908.	1,357	4,472	18	1,499	1,453	15,000
1909.	In. 636 Out. 532	1,121 298	941 3	1,619	1,577	12,000
	Total. 1,168	1,419	944			

* The service during these years was performed by the Magdalen Islands Steamship Co., of Halifax, N. S.

182.

MONTREAL, QUEBEC AND MANCHESTER.

(SUMMER SERVICE.)

ST. JOHN, HALIFAX AND MANCHESTER.

(WINTER SERVICE.)

MANCHESTER LINERS, LTD.

(Furness, Withy & Co., Agents.)

Vote 182.—Steam service between Montreal, Quebec, and Manchester, England, during the summer season; and between St. John, Halifax, and Manchester, during the winter season.

1909-10	\$35,000
1910-11	\$35,000

This service is performed by the Manchester Liners, Ltd., of Manchester, England, under terms of a contract date, February 6, 1909, and which expires on March 31, 1910. The principal provisions, aside from those common to all contracts, are as follows:—

Period of Contract—Freight rates—Cold storage.

1. 'The contractors being the owners and proprietors of the steamers, the *Manchester Importer, Manchester Shipper, Manchester Trader, Manchester City, Manchester Commerce and Manchester Corporation*, will on the first day of April

SESSIONAL PAPER No. 10e

next, following the date of these presents, place the said steamers on the route between Canada and the city of Manchester, in England, and will therewith or with other steamers of like class and capacity approved by the minister, maintain until the thirty-first day of March in the year 1910, a regular fortnightly service between Canada and the said city of Manchester, that is to say, sailing from each of the terminal ports of Montreal or St. John, as the case may be, and from Manchester on such fixed dates as may be sanctioned by the minister, and at regular intervals of not more than fourteen days, such dates to be duly advertised by the contractors; the sailings during the season of navigation on the River St. Lawrence to be from the port of Montreal, in the province of Quebec, to the said city of Manchester, and from Manchester to the said port of Montreal, calling on all voyages both outwards and inwards at the port of Quebec, in the said province, and during the balance of the year when navigation is closed on the said River St. Lawrence, sailing from the port of St. John in the province of New Brunswick, to the said city of Manchester, and from Manchester to the said port of St. John, calling on all voyages inwards, that is, from Manchester to St. John, at the port of Halifax, in the province of Nova Scotia; and it is further understood and agreed that the contractors shall arrange that every facility is afforded for the carriage of any freight that may be offered at Halifax for Manchester, which freights shall be taken on board at Halifax on westbound trips, and that the freight rates to be charged on these goods shall not be higher than would be charged were the goods shipped direct; and as regards the steamers provided with cold storage, the contractors shall, while employed in the service, maintain the appliances connected therewith in constant efficiency and shall operate the same at all times while cargo is being stowed or carried in the compartments set aside for the purpose.

Freight Rates.

2. 'It is understood and agreed and is a condition precedent to the payment of the subsidy as hereinafter provided, or any portion thereof, that the freight rates which have been or may be charged by the contractors on goods carried or which may be carried by the said steamers between the ports above named during the continuance of, and under the terms of this contract, shall not exceed the rates current by other vessels or other lines less the rates charged or chargeable by the Manchester Ship Canal Company for the use of or for towage through the said canal or both.

Subsidy, \$35,000 per annum.

The subsidy is thirty-five thousand dollars (\$35,000) payable quarterly in sums of eight thousand seven hundred and fifty dollars (\$8,750) each during the months of July, October, January and April next succeeding the dates of these presents.

Freight and Passenger Rates.

A clause in the contract provides that freight and passenger rates shall be approved by the Minister.

Carriage of Mails.

Clause 7 of the contract provides for the carriage of mails.

DESCRIPTION OF VESSELS EMPLOYED.

NAME.	DIMENSIONS.			TONNAGE.			Passenger Acc., 1st Class.	Refrigerator Space.	N. H. P.	Speed.	BUILT		
	Length.	Breadth.	Depth.	Net.	Gross.	Capac- ity.					At	In	Of
Manchester Mariner...	360	48	20 2	2,672	4,196	6,838	3	Nil.	403	11	Hartlepool.....	1904	Steel.
Manchester Shipper.....	370	48	26 3	2,542	4,038	6,951	9	Nil.	379	11	West Hartlepool...	1900	Steel.
Manchester Port.....	360	48	20 2	2,662	4,093	6,906	3	Nil.	400	10½	Hartlepool.....	1903	Steel & Iron
Manchester Trader.....	310	42 7	27	2,136	3,318	4,465	3	2,500	354	11	Londonderry.....	1890	Steel.
Manchester Spinner.....	360	48	20 2	2,760	4,227	7,158	Nil.	Nil.	372	11	Howdon-on-Tyne..	1903	Steel.
Manchester Importer....	370	48	26 3	2,538	4,028	6,966	9	Nil.	379	11	West Hartlepool..	1899	Steel.

Distances.

The distance from Manchester to Montreal is 3,050 miles; from Manchester to St. John, 2,820 miles.

TRAFFIC RETURNS.

Calendar Year.	Number of Passengers Carried.	FREIGHT CARRIED.		Number of Live Stock Carried.	Bags of Mail.	Subsidy Paid.
		Weight.	Measure- ment.			
		Tons.				
1907.....	110	122,152	Not stated.	Not stated.	\$35,000 00
1908.....	Nil.	112,794	59,908	6,678	Nil.	\$35,000 00
1909.....	In Out	41 13	32,662 151,380	5,651 53,539	9,525	Nil.
Total.....	54	174,042	59,190	9,525		

183.

NEWCASTLE, NEGUAC AND ESCUMINAC, MIRAMICHI RIVER AND
MIRAMICHI BAY.

MIRAMICHI STEAM NAVIGATION COMPANY, LIMITED.

Vote 183.—Steam service between Newcastle, Neguac and Escuminac, calling at all intermediate points on the Miramichi River and Miramichi Bay.

1909-10	\$1,500
1910-11	\$1,500

This service is performed by the Miramichi Steam Navigation Company, Limited, of Chatham, N.B., under terms of a contract bearing date of June 2, 1909, and which expires on the close of navigation in that year. The principal provisions aside from those common to all contracts, are as follows:—

Ports of Call—Frequency of Service.

1. The contractors, being the owners of and having control of the steamer *Alexandra*, of 201 tons register, having, on the opening of navigation, that is to say, as soon as the ice did permit of the running of a steamer over the route hereinafter named, placed the same on a route between Newcastle, Chatham, Loggieville, Escuminac, Neguac and other ports or places, all in the province of New Brunswick, and having maintained and will continue to maintain a regular daily service as hereinafter defined until the close of navigation during the current year on the Miramichi river and bay, that is to say, until the ice will not permit of the running of a steamer on such river and bay; such service to be run on Mondays, Wednesdays and Fridays from Newcastle aforesaid, to and calling both ways at Chatham, Lower Newcastle, Loggieville, Oak Point, Church Point, Escuminac and Neguac; and on alternate days, that is to say on Tuesdays, Thursdays and Saturdays from Newcastle to and calling both ways at Chatham, Lower Newcastle, Loggieville, Oak Point, Bay du Vin, Mills Point wharf, Church Point and Neguac, it being understood and agreed that the calls at Lower Newcastle and Mills Point wharf shall be conditional upon the completion of wharf at the respective points.

Termination of Contract.

2. This contract shall continue in force and effect, unless sooner terminated under the provisions of section 18 hereof, until the close of navigation in the autumn or winter next following the date thereof, when it shall cease and determine.

Government Wharfs.

3. In consideration of the subsidy herein stipulated the contractors agree to call at all government wharfs when such is practicable, and when such wharfs are available.

9-10 EDWARD VII., A. 1910

Subsidy, \$2,000 per Season.

The subsidy is \$2,000 for the season's service, payable in two equal instalments, one of \$1,000 on the first day of September, 1909, and the balance of \$1,000 on the completion of the contract hereinbefore defined.

Carriage of Mails.

Clause 6 of the contract provides for the carriage of mails.

Description of Vessel Employed.

The SS. *Alexandra* referred to above, was built at Chatham, N.B., in 1902, of wood and registered at Chatham in the same year; length, 102 feet; breadth, 24 feet; depth, 9 feet; net tonnage, 136; gross tonnage, 201; nominal horse-power, 38; speed, 10 knots.

Distance.

The distance from Newcastle to Esenminac is 45 miles.

TRAFFIC RETURNS.

Calendar Year.	Number of Passengers Carried.	Tons of Freight Carried.	Live Stock.	Tied Sacks of Mail.	Subsidy Paid.
1907.....	4,000	1,500	Not given.	Not given.	\$1,500
1908.....	In. 3,750 Out. 3,770	260 1,040	10 4	397 228	\$1,500
Total.....	7,500	1,300	14	625	
1909.....	In. 3,525 Out. 3,525	295 1,180	29 5	417 285	\$2,000
Total.....	7,050	1,475	34	702	

184.

PELEE ISLAND AND MAINLAND.

PELEE AND LAKE ERIE NAVIGATION COMPANY, LTD.

Vote 184.—Steam service between Pelee Island and the mainland.

1909-10	\$1,500
1910-11	\$1,500

This service is performed by the Pelee and Lake Erie Navigation Company, Limited, of Pelee Island, under terms of a contract bearing date July 28, 1909, which expires on March 31, 1910.

The principal provisions of the contract are as follows:

SESSIONAL PAPER No. 10e

Steamer.

1. The said contractors owning or having control of the steamer **Saugatuck*, a vessel of 147 tons net and 239 tons gross, with passenger accommodation for 300 persons, have placed the said steamer on the route hereinafter described between Pelee Island in Lake Erie and the Mainland, on the ninth day of July in the year of these presents, and will continue and maintain the service hereinafter described until the close of navigation in the present year, and will during all periods of closed navigation continue the service by land or other carriage as circumstances may require, and will carry mails twice per week during season of open navigation and once per week during season of closed navigation at such hours as may be appointed by the Postmaster General between the post offices of Pelee Island, Pelee Island South and Grove Avenue and Scudder and such post office on the mainland as may be designated by the Postmaster General.

Ports of call and frequency of service.

2. The route and service hereinbefore referred to shall consist of four round trips each week, weather permitting, between Pelee Island and Kingsville and Leamington, in the county of Essex and province of Ontario, and one additional round trip each week, weather permitting, between the said Pelee Island and the city of Windsor in the said county of Essex, and the said service shall be maintained and continued with the said steamer or some other steamers of like class, capacity and equipment approved by the Minister.

Passenger and freight rates.

3. During the continuance of the said service the rates to be charged adult passengers shall be for the return trip between Pelee Island and Kingsville or Leamington or vice versa, One dollar (\$1); and for the return trip between Pelee Island and Windsor or vice versa, One dollar and fifty cents (\$1.50). The freight rates to be charged on the route to be as per schedule attached.

Calls at Government Wharfs.

4. In consideration of the subsidy herein stipulated the contractors agree to call at all government wharfs when such is practicable and when such wharfs are available.

Termination of contract.

5. This contract shall continue in force until the thirty-first day of March, 1910, unless sooner terminated under provisions of section twenty hereof or unless continued another year from that date at the option of the minister.

Subsidy: \$5,000.

6. The subsidy is at the rate of \$5,000, from the commencement of the service to March 31, 1910, payable as follows, viz.: on the last days of September and December respectively in the year of these presents, the sum of \$2,000, and on March 31, 1910, the sum of \$1,000; or such portions thereof as may be earned in each period so ending.

Mails.

8. Clause 8 of the contract provides for the carriage of mails.

*Now registered as the *Alfred Clarke*.

9-10 EDWARD VII., A. 1910

Description of vessel employed.

The steamer employed is the *Alfred Clarke*, formerly the *Saugatuck*, built in Michigan, U.S.A., in 1889, of wood, and registered at Windsor in 1909; length, 125 feet; breadth, 22 feet; depth, 8.6 feet; net tonnage, 147; gross tonnage, 239; accommodation for 400 passengers; speed, 10 knots.

SCHEDULE OF FREIGHT RATES.

	Kingsville and Leamington.	Windsor.
	§ cts.	§ cts.
Grain and potatoes, per cwt., car lots	6 05	0 08
Single bags up to fifty, per cwt	0 07	0 09
Fruit in baskets, per cwt.....	0 20	0 20
Wine, per bbl.....	0 50	0 50
Oil	0 50	0 50
Salt and flour, per bbl	0 25	0 25
Minimum charge on one parcel.....	0 15	0 15
Any one animal, horses or cattle	1 50	1 50
Any two " " "	3 00	3 00
Any three " " "	4 50	4 50
Any additional animal over three	1 25	1 25
Hogs and sheep up to ten, each.....	0 40	0 40
" " over ten	0 35	0 35
Groceries and hardware, per cwt	0 15	0 15
Lumber, per M ft. up to 5 M ft.....	2 00	2 00
After 5 M ft.....	1 50	1 50
Shingles, per M.....	0 25	0 25
Lath, per M.....	0 35	0 35
Gristing, per bag, return.....	0 10	0 10
Tobacco, per cwt.....	0 20	0 20
Buggies, set up, each.....	1 00	1 00
Buggies, crated, each.....	1 50	1 50
Coal, per ton	1 00	1 00

Distances.

The distances on the route are given as follows:—

Pelee Island to Leamington, 16 miles.

Kingsville to Leamington, 8 miles.

Pelee Island to Windsor, 53 miles.

TRAFFIC RETURNS.

Calendar Year.	Passengers. Numbers.	Freight. Tons.	Live Stock.	MAILS.		Subsidy Paid.
				Bags.	Sacks.	
1907*	2,671	2,730	Nil.	Not	stated.	§ 1,500
1908*, Jan. 1 to June 30 ..	624	5,540	150	150	117	375
1909.....In	1,024	157	23	192	24	4,000
Out	991	291	532	156	
Total.....	2,015	358	555	348	24	

* Service performed by T. J. Stockwell, Leamington, Ont. During the latter part of 1908 the Oshabam Navigation Co. performed this service.

185.

PETIT DE GRAT AND I.C.R. TERMINUS AT MULGRAVE.

HUGH CANN & SON.

Vote 185.—Steam service between Petit de Grat and Intercolonial Railway terminus at Mulgrave.

1909-10	\$4,000
1910-11	\$4,000

This service is performed by Messrs. Hugh Cann & Son, of Yarmouth, N.S., under terms of a contract bearing date July 10, 1908, which expired on March 31, 1909, and has been extended to March 31, 1910. The principal provisions, aside from those common to all contracts, are as follows:—

Frequency of service and ports of call.

1. 'The contractors having on the first day of April last occurring before the date of these presents, placed the steamer *Percy Cann* on the Petit de Grat, Arichat and Mulgrave route, in the province of Nova Scotia, and having since that date and will therewith or with the assistance when necessary of a substitute steamer approved by the minister, continue to perform a steamship service to consist of one full round trip each way daily (Sundays excepted), calling on all trips going and coming at Arichat and at West Arichat, such service to be regular and uninterrupted except as hereinafter provided during the continuance of this contract, that is to say, until the thirty-first day of the month of March, in the year 1909.

Removal of Steamer for Painting, &c.

2. 'It is further agreed and provided, that during such month as may be approved by the minister during the continuance of this contract, the contractors shall be allowed to remove the steamer performing this service for painting, cleaning, &c., and during such month the steamer performing the Canso-Mulgrave service shall, in lieu thereof, call at Arichat on each trip both going and coming.

Trips omitted on account of wind or ice.

3. 'Provided, however, in the event of any trip or trips being missed owing to its being impossible to perform the same on account of wind or ice, upon satisfactory evidence being furnished to the minister, he may direct that no deduction shall be made from the subsidy otherwise payable for the trips so missed, and clause 5 in this contract is hereby modified with this sole intent and meaning.

Termination of contract.

4. 'This contract shall cease and determine on the aforementioned thirty-first day of March, one thousand nine hundred and nine unless sooner terminated as hereinafter provided or unless continued for another year from that date at the option of the minister.

Subsidy, \$3,000 per annum.

5. 'Subsidy is payable at the rate of three thousand dollars (\$3,000) per annum, as follows:—

The sum of seven hundred and fifty dollars (\$750) during the current month of July; and a like sum of seven hundred and fifty dollars (\$750) during each of the months of October, January and April, thereafter occurring during the continuance of this contract.

Carriage of mails.

Clause 7 of the contract provides for the carriage of mails.

Description of Vessel Employed.

The SS. *Percy Cann* (formerly the *Westport*) was built at Meteghen, N.S., in 1902, of wood, and registered at Yarmouth, N.S., in 1899; length, 77 feet; breadth, 17 feet 1 inch; depth of hold, 6 feet 6 inches; net tonnage, 56; gross tonnage, 80; 13½ nominal horse-power; speed, 8½ knots.

The distance between Petit de Grat and Mulgrave is given as 32 miles.

TRAFFIC RETURNS.

Calendar Year.	Number of Passengers Carried.	Tons of Freight Carried.	Live Stock.	Mails.	Subsidy Paid.
1907.....	1,972	852	Not stated.	Not stated.	\$3,000
1908.....	1,950	800	Nil.	Nil.	3,000
1909..... In	1,039	525	283	3,000
..... Out	950	349	5	287	
Total.....	1,989	874	5	570	

186.

PETITCODIAC RIVER, MONCTON, WAY PORTS, AND A PORT OR PORTS IN THE COUNTY OF CUMBERLAND, N.S.

SHEPODY NAVIGATION COMPANY, LIMITED.

Vote 186.—Steam service on the Petitcodiac River between Moncton and way ports, and a port or ports on the west coast of the County of Cumberland, in the Province of Nova Scotia.

1909-10	\$2,000
1910-11	\$2,000

This service is performed by the Shepody Navigation Company, Limited, of Moncton, N.B., under terms of a contract bearing date June 21, 1909. This contract expired on the close of navigation in 1909. The principal provisions, aside from those common to all contracts, are as follows:—

Period of Contract.

1. 'The contractors having control of the steamer *Wilfrid C.* of a gross tonnage of ninety-nine tons, did on the first day of April next preceding the date of these presents place the said steamer on the route hereinafter described, and having main-

SESSIONAL PAPER No. 10e

tained will continue to maintain the same in service during open navigation in the year 1909 on a route or routes between Moncton aforesaid and ports on the Petitcodiac river and other ports hereinafter mentioned in the province of New Brunswick and in the province of Nova Scotia on the Bay of Fundy, and will continue to maintain in service on such route or routes said steamer or another of like class, capacity and equipment approved by the minister, during open navigation on such routes until the close of navigation in the present year, at which time this contract shall cease and determine unless sooner terminated in manner hereinafter provided.

Frequency of service—Ports of call.

2. The service hereinbefore referred to and contracted for shall consist of regular tri-weekly trips between Moncton and Hillsboro', Edgetts Landing and Hopewell Cape, weekly trips between Moncton and Hopewell Hill, Riverside and Harvey, N.B., and Joggins, N.S., such weekly trips to extend every second week to River Hebert and Shulee, N.S.

Government Wharfs.

3. In consideration of the subsidy herein stipulated the contractors agree to call at all government wharfs when such is practicable and when such wharfs are available.

Subsidy: \$2,000 per annum.

The subsidy is at the rate of two thousand dollars (\$2,000) per annum, payable in sums of one thousand dollars (\$1,000) on the first day of July, 1909, and one thousand dollars (\$1,000) upon the close of navigation in the present year.

Description of Vessel Employed.

The SS. *Wilfrid C.*, above referred to, was built at Yarmouth, N.S., in 1897 of wood, and registered at Halifax, N.S., in 1898; length, 80 feet; breadth, 18 feet 5 inches; depth of hold, 8 feet; net tonnage, 48; gross tonnage, 99; 17 nominal horse-power; speed, 10-12 knots.

Distances.

The distance from Moncton to Riverside and return is 78 miles; from Moncton to River Hebert and return, 114 miles.

TRAFFIC RETURNS.

Calendar Year.	Number of Passengers Carried.	Tons of Freight Carried.	Live Stock.	Mails.	Subsidy Paid.
1907	In. 775 Out ... 670	454 2,332	Not stated.	Not stated.	*\$2,500
Total	1,445	2,786	
1908	In. 510 Out ... 550	612 1,803	2	Nil.	\$1,000
Total	1,060	2,415	2		
1909	In. 446 Out 426	728 1,152	Nil.	Nil.	\$2,000
Total	872	1,880			

* Including part of subsidy for previous year.

187.

PICTOU AND CHETICAMP.

W. A. BEATTIE.

Vote 187.—Steam service from the opening to the closing of navigation in 1910, between Pictou and Cheticamp.

1909-10	\$2,000
1910-11	\$2,000

This service is performed by Wm. A. Beattie, of Halifax, N.S., under terms of a contract entered into on July 7, 1909, which expires on the close of navigation, 1909.

Ports of Call.

A regular weekly service is run by the steamer *Electra*, between Pictou and Cheticamp, calling on all trips both ways at Port Hood, Margaree Harbour, Eastern Harbour, Big Pond, and whenever required by the minister at Henry Island, Mabou Mouth, Inverness, Red Cape and Port Bain, as well as such other port or ports, place or places en route as the minister may from time to time direct; such service to continue until the close of navigation in 1909.

Amount of Subsidy \$2,000.

A subsidy of two thousand dollars (\$2,000) is payable as follows:—On the first day of July the sum of fifty-seven dollars (\$57) for each round trip which shall at the time have been fully performed; on the first day of October a further sum of fifty-seven dollars (\$57) for each round trip which shall have been performed previous to that date, excluding, however, payment for the round trips which had been fully performed at the time of the previous payment; and the balance of the subsidy then remaining payable to be paid on the completion of the service contracted to be performed.

Government Wharfs.

3. In consideration of the subsidy herein stipulated the contractors agree to call at all government wharfs when such is practicable and when such wharfs are available.

Description of Vessel Employed.

The SS. *Electra* was built at Arcadia, N.S., in 1887, of wood, and registered at Charlottetown, P.E.I., in 1892; length, 86 feet; breadth, 17 feet; depth, 8 feet; net tonnage, 78; gross tonnage, 107; capacity, 300 blds.; 25 nominal horse-power; speed, 10 knots.

Distance.

The distance between Pictou and Cheticamp, via intermediate ports, is 123 miles.

9-10 EDWARD VII., A. 1910

On each of the first days of July and September during the continuance of this contract two thousand dollars (\$2,000); on the close of navigation at the end of the current year, as hereinbefore defined, two thousand dollars (\$2,000).

Government Wharfs.

The contractors have agreed to call at government wharfs whenever possible.

Carriage of Mails.

Clause 4 of the contract provides for the carriage of mails.

Description of Vessel Employed.

SS. *Enterprise*.—Length, 120 feet; breadth, 25 feet; depth, 8 feet 6 inches; net tonnage, 99; gross tonnage, 211; capacity, 1,200 bbls.; 42 nominal horse-power; speed, 12 knots.

Distance.

The distance from Montague to Pictou via Beach Point is 45 miles; from Montague to Pictou via Murray Harbour, 69 miles.

TRAFFIC RETURNS.

Calendar Year.	Number of Passengers Carried.	Tons of Freight Carried.	Number of Live Stock Carried.	Bags of Mail.	Subsidy Paid.
					8
1907	1,320	2,464	Not stated.	Not stated.	2,400
1908	1,366	3,376	137	313	6,000
1909	In..... 758 Out..... 775	1,766 1,644	13 813	132 158	4,000
Total.....	1,533	3,410	826	290	

189.

MULGRAVE AND CANSO.

HUGH CANN & SON.

Vote 189.—Steam service between Mulgrave and Canso.

1909-10	\$4,000
1910-11	\$4,000

This service is performed by Messrs. Hugh Cann & Son, of Yarmouth, N.S., under terms of contract bearing date June 28, 1909, and which expires on March 31, 1910. The principal provisions, aside from those common to all contracts, as follows:—

Frequency of service—Ports of call.

1. 'The contractors having, on or before the first day of the month of April next previous to the date of these presents, placed their steamer, the *John L. Cann*, of 81 tons net register, on a route between Port Mulgrave and Canso, in the province of Nova

SESSIONAL PAPER No. 10e

Scotia, and having from the said date carried on and maintained, and will during the further continuance of this contract continue to carry on and maintain, by means of the said steamer, or such other steamer as may be approved by the minister, a regular daily service both ways (Sundays excepted) between the said ports, calling on all trips both ways at Arichat, in Nova Scotia, if so required by the minister.

Termination of contract—Withdrawal of steamer for repairs.

‘The said service to be continued until the 31st day of March, in the year 1910, unless sooner terminated under the provisions of section 19, or unless continued for another year from such date at the option of the minister; it being understood and agreed that the contractors shall have the privilege of withdrawing the said steamer one month during each year for repairs, painting and cleaning; during such withdrawal the service shall be run on alternate days by the steamer *Malcolm Cann* or other steamer approved by the minister.

Government wharfs.

3. ‘In consideration of the subsidy herein stipulated the contractors agree to call at all government wharfs when such is practicable and when such wharfs are available.

Subsidy, \$4,000 per annum.

5. ‘Subsidy is payable at the rate of four thousand dollars (\$4,000) per annum, as follows:—

In the month of October next following the date of these presents, the sum of two thousand dollars (\$2,000); and the balance of two thousand dollars (\$2,000) on the completion of one year's services as herein contracted to be performed.

Carriage of Mails.

Clause 7 of the contract provides for the carriage of mails.

Description of Vessel Employed.

The SS. *John L. Cann* was built at Yarmouth in 1891, of wood, and registered at the same place in 1896; length, 97 feet 8 inches; breadth, 19 feet 8 inches; depth of hold, 9 feet; net tonnage, 79; gross tonnage, 166; 34 nominal horse-power; speed, 9½ knots.

Distance.

The distance between Canso and Mulgrave is 24 miles.

TRAFFIC RETURNS.

Calendar Year.	Number of Passengers Carried.	Tons of Freight Carried.	Number of Live Stock Carried.	Bags of Mail.	Subsidy Paid.
1907.....	2,535	2,665	Not stated.	Not stated.	\$
1908.....	2,849	2,332	Nil.	777	2,000
1909	In1363	1,136	Nil.	1905	4,000
	Out.....1431	1,503			
	Total.....2,794	2,639	1905	

190.

PORT MULGRAVE. ST. PETERS. IRISH COVE AND MARBLE MOUNTAIN.

RICHMOND STEAMSHIP COMPANY.

Note 190.—*Steam service from the opening to the closing of navigation in 1910, between Port Mulgrave, St. Peters, Irish Cove and Marble Mountain, and other ports on the Bras d'Or Lakes.*

1909-10	\$6,000
1910-11	\$6,000

This service is performed by the Richmond Steamship Company of Sydney, N.S., under terms of a contract bearing date July 10, 1908, which expired on the close of navigation, 1909. The principal provisions, aside from those common to all contracts, are as follows:—

Period of Contract—Ports of Call.

1. The contractors having at the earliest opening of navigation in the present year, that is to say, as soon as the ice did permit of the running of the steamer over the routes hereinafter specified, placed their steamer, the *Richmond*, on such routes, and have from time to time carried on and maintained and will continue to carry on and maintain by means of the said steamer or such other steamer as may be approved by the minister, until the close of navigation in the winter next succeeding the date of these presents, that is to say, until the ice will not permit of the running of the steamer over the said route, and so in like manner during the season of open navigation in the year one thousand nine hundred and nine, the following service, viz.: Two full round trips each week between Port Mulgrave, Poulamond, Grandique, St. Peters, Johnstons Harbour, Irish Cove and Grand Narrows, all situate on or contiguous to the waters of the Strait of Canso and the Great Bras d'Or lake, and four full round trips each week between Grand Narrows and Marble Mountain, two of which each week to extend to West Bay, all situate on or contiguous to the Great Bras d'Or lake.

Termination of Contract.

3. This contract shall remain in force until the closing of navigation in the year one thousand nine hundred and nine.

Subsidy: \$6,000 per Annum.

4. A subsidy of six thousand dollars (\$6,000) per annum is payable as follows:—

In each year during the continuance of this contract, on the first day of July, the sum of one thousand five hundred dollars (\$1,500); on the first day of October, one thousand five hundred dollars (\$1,500); on the first day of December, one thousand five hundred dollars (\$1,500); and the balance of one thousand five hundred dollars (\$1,500) on the completion of the season's services as herein contracted to be performed.

SESSIONAL PAPER No. 10e

Carriage of Mails.

Clause 6 of the contract provides for the carriage of mails.

Description of Vessel Employed.

The SS. *Richmond* was used in the performance of this service; a screw steamer, built in 1905; length, 112 feet 5 inches; breadth, 18 feet; depth of hold, 8 feet 3 inches; net tonnage, 105; gross tonnage, 162; 21 nominal horse-power; speed 9 knots.

Distance.

The distance between Grand Narrows and Mulgrave is given as 66 miles, and between Grand Narrows and Marble Mountain, 17 miles; between Marble Mountain and West Bay, 12 miles.

TRAFFIC RETURNS.

Calendar Year.	Number of Passengers Carried.	Tons of Freight Carried.	Live Stock Carried.	Mails.	Subsidy Paid.
1907.....	1,320	650	Not stated.	Not stated.	\$6,000
1908.....	2,100	772	Nil.	Nil.	\$6,000
1909.....	In945 Out.....1,345 Total....2,290	355 199 554	Nil.	Nil.	6,000

191.

MULGRAVE AND GUYSBORO.,

HUGH, CANN & SON.

Vote 191.—Steam service between Mulgrave and Guysboro', calling at intermediate ports.

1909-10	\$5,000
1910-11	\$5,000

This service is performed by Messrs. Hugh Cann & Son, of Yarmouth, N.S., under terms of a contract bearing date June 28, 1909, and which expires March 31, 1910. The principal provisions, aside from those common to all contracts, are as follows:—

Frequency of service—Ports of call.

1. 'The contractors having on or before the first day of April next preceding the date of these presents, placed their steamer the *Malcolm Cann* of 78 tons net register, on a route between Port Mulgrave and Guysboro', in the province of Nova Scotia; and

9-10 EDWARD VII., A. 1910

having from the said date carried on and maintained, and will during the further continuance of this contract continue to carry on and maintain by means of the said steamer or such other steamer as may be approved by the minister, a regular daily service both ways (Sundays excepted) between the said ports, calling each day one way at Queensport, and extending the trips three times each week, during the season of open navigation, to the port of Boylston.

Termination of service—Withdrawal of steamer for repairs.

‘The said service to be continued until the 31st day of March in the year 1910, unless sooner terminated under the provisions of section 19, or unless continued for another year from such date at the option of the minister; it being understood and agreed that the contractors shall have the privilege of withdrawing the said steamer one month during each year for repairs, painting and cleaning; during such withdrawal the service shall be run on alternate days by the steamer *John L. Cann* or other steamer approved by the minister.

Changes in service.

2. ‘The minister may authorize any change or changes in the services as above defined as may not be inconsistent with the terms of the vote providing for the payment of the subsidy.

Government wharfs.

3. ‘In consideration of the subsidy herein stipulated, the contractors agree to call at all government wharfs when such is practicable and when such wharfs are available.

Subsidy, \$5,000 per annum.

5. ‘The subsidy is at the rate of \$5,000 per annum, payable as follows:—

‘In the month of October next following the date of these presents, the sum of two thousand and five hundred dollars (\$2,500), and the balance of two thousand and five hundred dollars (\$2,500) on the completion of one year’s services as herein contracted to be performed.

Carriage of mails.

Clause 7 of the contract provides for the carriage of mails.

Description of Vessel employed.

The SS. *Malcolm Cann* was built at Lockport, in 1898, of wood, and registered at Yarmouth, N.S., in the same year. Length, 112 feet; breadth, 20 feet 1 inch; depth of hold, 10 feet 8 inches; net tonnage, 78; gross tonnage, 212; 53 nominal horsepower; speed, 11 knots.

Distances.

The distance between terminal points is given as follows: Guysboro’ to Mulgrave, 29½ miles; Guysboro’ to Boylston, 5 miles.

TRAFFIC RETURNS.

Calendar Year.	Number of Passengers Carried.	Tons of Freight Carried.	Live Stock.	Mails.	Subsidy Paid.
1907	3,202	783	Not stated.	Not stated.	\$2,500
1908	3,099	1,576	32	581	\$5,000
1909	In 1,480 Out 1,649	776 390	Nil.	980	4,000
	Total 3,129	1,166		980	

192.

MULGRAVE AND CHETICAMP.

WILLIAM G. LESLIE.

Vote 192.—Steam service between Mulgrave and Cheticamp.

1909-10	\$5,000
1910-11	\$5,000

This service is performed by William G. Leslie, of Grindstone, Magdalen Islands, under terms of a contract bearing date June 25, 1909, and which expired on the close of navigation in that year. The principal provisions, aside from those common to all contracts, are as follows:—

Frequency of service.

1. 'That on the opening of navigation, that is to say, as soon as the ice did permit of the running of a steamer over the route herein defined, the contractors placed their steamer, the *Magdalen*, a vessel of 135 tons gross register, with such ample accommodation for both passengers and freight as is required for the service, on a route between Port Mulgrave and Cheticamp (government wharf), both in the province of Nova Scotia, and having maintained, will continue to maintain during the continuance of this contract, a regular semi-weekly service between such terminal ports, calling on all trips both ways at Port Hawkesbury, Port Hastings, Port Hood, Inverness, Margaree and Grand Etang, the aforesaid semi-weekly trips to leave Port Mulgrave on Mondays and Thursdays, and commencing first of October, an extra trip per week to Port Hood, when necessary, to meet the requirements of the fresh fish trade.

Termination of Contract.

'The service as aforesaid to continue regularly and uninterruptedly until the closing of navigation in the autumn or winter next following the date of these presents, that is to say, until the ice will not permit of the running of a steamer over the route named, at which time this contract shall terminate unless sooner terminated under the provisions of section 16 hereof, or unless continued on the same terms and conditions for another year at the option of the minister.

Government Wharfs.

3. In consideration of the subsidy herein stipulated the contractors agree to call at all government wharfs when such is practicable and when such wharfs are available.

Subsidy: \$5,000.

The subsidy is at the rate of five thousand dollars (\$5,000) per annum, payable as follows, viz:—

'During the month of July next one thousand dollars (\$1,000), or so much thereof as may have been earned to the 30th day of June next following the date of these pre-

9-10 EDWARD VII., A. 1910

sents; two thousand dollars (\$2,000) on the first day of October next following the date of those presents; and the balance of two thousand dollars (\$2,000) on the completion of the service at the close of navigation.

Carriage of Mails.

Clause 6 of the contract provides for the carriage of mails.

Description of Vessel Employed.

The SS. *Magdalen*, above referred to, was built at Shelburne, N.S., in 1906, of wood, and registered at Magdalen Islands in 1906; length, 98 feet 6 inches; breadth, 21 feet 6 inches; depth, 8 feet 8 inches; net tonnage, 92; gross tonnage, 135; capacity, 150; 28 nominal horse-power; speed, 10 knots.

Distance.

The distance between Mulgrave and Cheticamp is 81 miles.

TRAFFIC RETURNS.

Calendar Year.	Number of Passengers Carried.	Tons of Freight Carried.	Live Stock.	Mails.	Subsidy Paid.
1907.....	In231 Out204 Total.....435	150 1,073 1,223	Not stated.	Not stated.	\$4,500
1908.....	1,097	1,111	348	Nil.	\$5,000
1909.....	In334 Out317 Total651	312 667 979	3 134 137	Nil.	5,000

193.

PRINCE RUPERT, B.C., AND QUEEN CHARLOTTE ISLANDS.

GRAND TRUNK PACIFIC RAILWAY.

Vote 193.—Steam service between Prince Rupert, B.C., and Queen Charlotte Islands.

1909-10	\$5,000
1910-11	\$7,600

No service was run under this vote during 1908. Under a contract dated June 8, 1909, a service was performed by the Canadian Pacific Railway Company from a date prior to June 15, 1909, to November 1, 1909.

On October 21, 1909, a contract was entered into with the Grand Trunk Pacific Railway, providing for a service from November 1, 1909, to March 31, 1915.

The principal provisions are:—

SESSIONAL PAPER No. 10e

Service and Ports of Call.

1. The contractors will on the first day of November next following the date of these presents place such steamer or steamers as may be necessary to properly perform the service hereinafter specified, of such class, speed and equipment as may be satisfactory to the minister, and will from said date perform a service from the Mainland of British Columbia to Queen Charlotte Islands and return as hereinafter set forth.

2. The said service shall consist of not less than two round trips each month during the months of November, December, January, February and March from Prince Rupert, B.C., calling at Port Simpson, Naas Bay, Stewart, thence to Masset in Queen Charlotte Islands, Skidegate, Queen Charlotte City, Lockeport, Ikeda Bay, Jedway, Collinson Bay and Porcher Island, thence back to Prince Rupert; and during the remaining seven months of the year not less than four round trips each month upon the route as aforesaid.

3. This contract shall remain in force, unless sooner terminated under conditions hereinafter expressed, until the 31st day of March, 1915, and it is understood and agreed that the minister may authorize any change or changes in the above service as may not be inconsistent with the terms of the vote governing the payment of the subsidy therefor.

Subsidy: \$200 per Round Trip.

Subsidy is payable at the rate of \$200 for each round trip performed, starting from and returning to Prince Rupert, payable in such instalments as may be due on the first day of February, May, August and November during each year of the continuance of this contract.

Carriage of Mails.

Clause 7 provides for the carriage of mails.

Description of vessel employed.

The vessel to be employed is the S.S. *Bruno.*, length, 232 feet; breadth, 30 feet; depth, 16 feet 4 in.; net tonnage, 424; gross tonnage, 841; capacity, 1,200 tons weight or 58,600 cubic feet measure, with accommodation for 30 first-class passengers; built in 1892, of steel, at Hull, Eng.; 170 N.H.P.; speed, 13 knots.

Distances.

The distance from Prince Rupert to Collinson Bay, Queen Charlotte Islands, is 137 miles.

TRAFFIC RETURNS.

1909.	Passengers Carried.	FREIGHT.		Live Stock.	MAILS.	
		Tons Weight.	Tons Measurement.		Lock Bags.	Tied Sacks.
Nov. to Dec. 31	In... 29 Out... 32	291 55 57 Nil.	17 22	5 16
Total	61	346	57	39	21

194.

PRINCE EDWARD ISLAND, CAPE BRETON AND NEWFOUNDLAND.

DOMINION COAL COMPANY, LIMITED.

Vote 194.—Steam service between Prince Edward Island and Cape Breton and Newfoundland.

1909-10	\$12,000
1910-11	\$12,000

This service is performed by the Dominion Coal Company, Limited, of Glace Bay, C.B., under terms of a contract bearing date July 11, 1908, and which expires on the close of navigation in 1909. The principal provisions, aside from those common to all contracts, are as follows:—

Frequency of Service—Ports of Call.

1. The contractors owning and having control of the steamer *Bonavista*, of a capacity of 1,306 tons gross register, with passenger accommodation of not less than forty first-class and thirty second-class passengers, with such other steamships as may be approved by the minister, having on the earliest opening of navigation before the date of these presents, placed the same on a route between Montreal, in the province of Quebec, and St. John's, in Newfoundland, and having maintained and will continue to maintain the said steamships on the said route until the closing of navigation in the autumn next succeeding the date of these presents, a regular service about every eighteen days between Charlottetown, in the province of Prince Edward Island, and St. John's, Newfoundland, aforesaid, calling on all eastbound trips at Souris, in the said province of Prince Edward Island, and at North Sydney and Sydney, in the province of Nova Scotia; and on all westbound trips at Sydney, aforesaid; it being understood that the calls at Souris to be contingent upon there being sufficient depth of water to permit the steamer to go in and out with safety at all times of the tide.

Subsidy, \$8,000 per Annum.

2. The subsidy is eight thousand dollars (\$8,000) payable as follows, that is to say:—On the first day of each of the months of July and September occurring during the continuance of this contract, the sum of three thousand dollars (\$3,000), and on the completion of the services as hereinbefore defined the further sum of two thousand dollars (\$2,000).

Carriage of Mails.

Clause 4 of the contract provides for the carriage of mails.

SESSIONAL PAPER No. 10e

Description of vessels employed.

NAME.	DIMENSIONS.			TONNAGE.			N. H. P.	Speed Knots.	PASSENGER ACCOMMO- DATION.		Refrigerator space.	BUILT		
	Length.	Breadth.	Depth.	Net.	Gross.	Capac- ity.			1st Class.	2nd Class.		At	In	Of
	Feet.	Feet.	Feet.											
Bonavista	240	35.5	18.3	837	1,306	1,600	160	10½	40	39	Nil	Low Walker.	1884	Iron.
Cacouna	250	35.4	16.4	931	1,451	1,950	142	9½	Nil	Nil	Nil	Newcastle . .	1884	Iron.

Distances.

The distance between Montreal and St. John's, Newfoundland, via Charlottetown and Sydney, is 1,370 miles; between St. John's, Newfoundland, and Montreal via Sydney, 1,150 miles.

TRAFFIC RETURNS.

Calendar Year.	Number of Passengers Carried.	Tons of Freight Carried.	Number of Live Stock Carried.	Subsidy Paid.
1907	830	7,745	Not stated.	\$8,000
1908	In 208 Out 274 Total 482	893 5,971 6,864	Nil. 1,219 1,219	8,000
1909				

195.

PRINCE EDWARD ISLAND AND THE MAINLAND.

CHARLOTTETOWN STEAM NAVIGATION COMPANY.

Vote 195.—Steam service from the opening to the closing of navigation in 1910, between Prince Edward Island and the mainland.

1909-10	\$12,500
1910-11	\$12,500

This service is performed by the Charlottetown Steam Navigation Company, Limited, under terms of a contract bearing date the 5th October, 1905, and which expires on December 31, 1910. The principal provisions, aside from those common to all contracts, are as follows:—

9-10 EDWARD VII., A. 1910

Daily Service.

1. The contractors at the earliest opening of navigation over the routes herein-after named, that is to say, in the early part of the year one thousand nine hundred and six, whenever or as soon as the ice will permit of the running of steamers between Charlottetown, in the province of Prince Edward Island, and Pictou, in the province of Nova Scotia, and between Summerside, in the province of Prince Edward Island, and Pointe du Chêne, in the province of New Brunswick, will place their steamers the *Northumberland*, of 1,255 tons gross register, with a speed capacity of sixteen knots per hour, and the *Princess*, of 541 tons gross register, with a speed capacity of twelve and one-half knots per hour, with the said steamer *Princess* shall be replaced on or before the month of June next following by another steamer now building, and as yet not named—of a greater tonnage and with more accommodation for both freight and passengers than the *Northumberland*, with a speed capacity of sixteen and one-half knots per hour—on the said routes, and will therewith or with such other steamers as may be approved by the minister carry on and maintain during the continuance of this contract a daily service between the hereinbefore named ports or places, making one full round trip each day (Sundays excepted) from Charlottetown to Pictou and return to Charlottetown; and one full round trip each day (Sundays excepted) from Summerside to Pointe du Chêne and return to Summerside or vice versa as the minister may direct; the hours of departure and arrival of the said steamers from and at each of the ports or places hereinbefore named being at all times subject to the approval of the minister, who may at any time alter the same by giving notice thereof to the contractors; provided always that a reasonable time be allowed for the transfer of freight to and from the railways.

Cold Storage.

It is understood and agreed that the steamers employed in the performance of this contract shall each be fitted with and shall operate such cold storage appliances and accommodation as the minister may from time to time deem necessary or require.

Duration of Service.

2. Such service as aforesaid shall be performed regularly and uninterruptedly during the season and until the closing of navigation each winter during the continuance of the contract, that is to say, each season until the ice will not permit of the running of steamers over the routes named or either of them.

Subsidy: \$2,500 per Annum.

3. The subsidy is twelve thousand five hundred dollars (\$12,500) per annum, which subsidy shall be payable as follows, that is to say:—

On the first day of July next following the date of these presents, the sum of three thousand five hundred dollars (\$3,500).

On the first day of October ensuing, the sum of five thousand dollars (\$5,000), and at the close of navigation for the season hereinbefore defined, the balance payable of four thousand dollars (\$4,000); and so in like manner each year during the continuance of this contract; provided, however, that in the event of failure on the part of the contractors in any respect to perform the full service hereinbefore contracted to be performed, a proportionate deduction shall be made from the subsidy in respect of the service not performed; and provided further that no amount or instalment of subsidy shall be payable at any time unless it appears to the satisfaction of the minister that up to the time of such payment there has been no breach on the part of the

SESSIONAL PAPER No. 10e

contractors of any of the covenants, provisions or stipulations of this contract, and that the decision of the minister in that regard shall be absolutely binding, final and conclusive upon the contractors, their successors and assigns.

Period of Contract.

4. This contract shall, unless sooner terminated in manner as hereinafter provided, remain in force and have effect until the thirty-first day of December one thousand nine hundred and ten, or until such time thereafter as the ice will not permit of the running of the steamers over the routes hereinbefore defined. It is, however, further provided and agreed that either of the parties of this contract shall have the right of terminating the same at any time during the continuance by giving six months' notice in writing to the other party to that effect, and in case this contract is so terminated the Crown shall not be held liable to damages.

Carriage of Mails.

Clause 7 of the contract provides for the carriage of mails.

DESCRIPTION OF VESSELS EMPLOYED.

NAME.	DIMENSIONS.			TONNAGE.				N. H. P.	Speed.	BUILT			
	Length.	Breadth.	Depth.	Net.	Gross.	Capac- city.	Passenger Accommodation.			Refrigerator Space.	At	In	Of
	Ft.	Ft.	Ft.				1st Cl's.						
<i>On Charlottetown and Pictou Route :—</i> Northumberland.....	225	33	20	519	1,255	560	585	Nil.	350	15	Newcastle-on- Tyne.	1891	Steel.
<i>On Summerside and Point du Chêne Route :—</i> Empress.....	235	34	20	612	1,342	650	707	Nil.	365	16½	Newcastle-on- Tyne.	1906	Steel.

Distances.

The distance between Charlottetown and Pictou is 52 miles; between Summerside and Pointe du Chêne, 40½ miles.

TRAFFIC RETURNS.
CHARLOTTETOWN AND PICTOU SERVICE.

Calendar Year.	Number of Passengers Carried.	Tons of Freight Carried.	Live Stock.	Mails.		Subsidy Paid.
1907	In 4,412	9,457	Not stated.	Not stated.		\$12,500—for both services.
	Out 4,450	6,790				
	Total .. 8,862	16,247		Lock Bags.	Tied Sacks.	
1908	In 9,676	10,430	349	1,292	1,818	\$12,500—for both services.
	Out 1,428	7,828	1,947	1,065	427	
	Total .. 11,104	18,258	2,287	2,357	2,255	
1909	In 4,900	12,283	79	1,292	1,561	\$12,500—for both services.
	Out 4,833	8,656	2,929	959	593	
	Total .. 9,733	20,939	3,608	2,251	2,154	

SUMMERSIDE AND POINT DU CHENE SERVICE

1907	In 13,267	7,890	Not Stated.	Not stated.		See above.
	Out 15,868	12,427				
	Total .. 29,135	20,317		Lock Bags.	Tied Sacks.	
1908	In 21,831	7,233	31	1,752	14,812	See above.
	Out 7,409	9,488	14,734	942	4,549	
	Total .. 29,240	16,721	14,765	2,694	19,361	
1909	In 13,965	9,090	97	1,676	17,598	See above.
	Out 16,688	14,709	15,224	1,007	5,904	
	Total .. 30,653	23,799	15,321	2,683	23,502	

196.

QUEBEC AND BLANC SABLON.

HOLLIDAY BROS.

Vote 196.—Steam service during the year 1910, between Quebec and Blanc Sablon, calling at ports and places along the northern shore of the River St. Lawrence, between such terminals.

1909-10	\$20,000
1910-11	\$20,000

This service was performed by Messrs. Holliday Bros., of Quebec, under terms of a contract bearing date June 17, 1907, and which expires on the close of navigation in the year 1911. The principal provisions, aside from those common to all contracts, are as follows:—

1. 'The contractors having on the opening of navigation on the River St. Lawrence, in the spring of the present year, that is to say, as soon as the ice did permit of the running of a boat over the said route, placed the steamer *King Edward* on the route between Quebec and Natashquan, on the north shore of the River St. Lawrence; and later, that is to say, during the month of May ultimo, did also place the steamer *Aranmore* on the said route, and will, with the said steamers or others of like capacity and equipment, approved by the minister, continue to carry on and maintain a regular service of five round voyages during each month of the remaining season of open navigation on the River St. Lawrence, and so in like manner during each year of the continuance of this contract, in manner as follows:—

Ports of Call.

'From Quebec to Esquimaux Point five round voyages each month, calling both ways on all trips at Les Escoumains, Manicouagan, Godbout, Pointe des Monts, Trinity Bay, Seven Islands, Moisie, Sheldrake, Thunder River, Magpie, River St. John, Long Point and Mingan; three of such trips each month to be extended during each season to Natashquan, with a further extension of one trip each month to Harrington, calling at way ports between Natashquan and Harrington, and in addition extending one trip each season to Blanc Sablon, also calling at intermediate ports.

It is understood and agreed that the calls at Les Escoumains commenced early in the current month of June and are to be continued regularly thereafter whenever weather conditions and tide will permit, or when there is freight and passengers to land or embark at that place; and that the first trip to Natashquan and Harrington, calling at way ports as above, shall also be run during the current month of June, and shall be continued regularly as hereinbefore provided for.

Termination of Contract.

2. 'The contract shall remain in force to the close of navigation in the year 1911.

Description of Vessel Employed.

3. 'The said steamer *King Edward* is guaranteed to be of four hundred tons gross measurement, with an average speed capacity of 12 knots per hour, with passenger accommodation for 30 saloon and 50 steerage passengers, and with a carrying capacity

9-10 EDWARD VII., A. 1910

of from 1,500 to 2,000 barrels, lighted with electricity and classed A.1 at Lloyds. And the steamer *Aranmore* is in like manner guaranteed to be of eleven hundred and seventy tons gross measurement, like average speed, and with adequate accommodation for not less than 75 first-class, 20 second-class and 100 or more steerage or deck passengers.

Subsidy: \$20,000 per annum.

4. The subsidy is twenty thousand dollars (\$20,000) per annum, payable as follows, viz.: In each year during the continuance of the contract the sum of six thousand dollars (\$6,000) on the first day of July; six thousand dollars (\$6,000) on the first day of October; and the balance of eight thousand dollars (\$8,000) on the closing of navigation as hereinbefore defined.

Carriage of Mails.

Clause 7 of the contract provides for the carriage of mails.

Description of Vessels Employed.

NAME.	DIMENSIONS.			TONNAGE.		N. H. P.	Speed.	BUILT		
	Length.	Breadth.	Depth.	Net.	Gross.			At	In	Of
King Edward.....	149	24	11.1	155	355	58	14	Beverly.....	1902	Steel.
Restigouche.....	229.7	31	16.1	463	945	150	12	Port Glasgow.	1877	Iron.
Aranmore.....	241.5	34.8	15.7	500	1,170	260	Dundee.....	1890	Iron.
Savoy.....	129.9	25.2	11.5	184	348	53	Montrose.....	1895	Steel.

Distances.

The distance from Quebec to Natashquan is 510 miles; from Quebec to Herrington, 615 miles; from Quebec to Blanc Sablon, 720 miles.

TRAFFIC RETURNS.

Calendar Year.	Number of Passengers Carried.	Tons of Freight Carried.	Live Stock.	Mails.	Subsidy Paid.
1907.....	In..... 1,070 Out..... 1,438 Total... 2,508	6,300 17,700 24,000	Not stated.	Not stated.	\$ 20,000
1908.....	In..... 1,532 Out..... 1,163 Total... 2,695	940 9,240 10,180	22	Lock Bags. 771 Tied Sacks. 724 922 724 1,693 1,448	20,000
1909.....	In..... 1,067 Out..... 1,292 Total... 2,359	1,070 2,900 4,970	31 79 110	698 891 1,589	448 465 913

197.

QUEBEC AND GASPE BASIN.

BOUCHARD BROS.

Vote 197.—Steam service between Quebec and Gaspé Basin, touching at intermediate ports.

1909-10	\$8,500
1910-11	\$8,500

This service is performed by Messrs. Bouchard Bros., of Quebec, under terms of a contract bearing date the 27th January, 1909, and which expires on the close of navigation in 1913. The principal provisions, aside from those common to all contracts, are as follows:—

Frequency of Service—Ports of Call.

1. The contractors will on the opening of navigation on the River St. Lawrence in the spring of the present year, that is to say, as soon as the ice will permit of the running of a boat over the following route, place their steamer the *Restigouche*, of 945 and 463 gross and net tons, respectively, on the route between Quebec and Gaspé Basin, and will during the season of open navigation on the River St. Lawrence, that is to say, as long as the ice will permit of the running of a boat over the said route in each year during the continuance of this contract, carry on and maintain by means of the said steamer or by means of another of the same class acceptable to the minister, a regular service of two full round trips each month between Quebec and Gaspé Basin calling both ways, weather and water permitting, at Matane, Cape Chatte, St. Anne des Monts, Mont Louis, Grand Vallée, Chlorydomes, Fox River, Griffin Cove, L'Anse à Louise, Grande Grève, Douglastown, Gaspé Basin, and at the following places once each round trip, either on the up or down voyage, viz., Ste. Felicité, Mechin, Martin River, Claude River, St. Antoine, Little Magdalen, Cape Magdalen, Petite Vallée, Pte. Frigate, Pte. Seches, Grand Etang, Anse à Valeau, Pte. Jaune, Little Fox River, Cape Rosier, as well as such other port or ports, place or places, en route as the minister may from time to time direct, and

(a) Calling both ways at Rivière du Loup wharf, provided there be sufficient depth of water to do so.

Provision for Change in Service.

2. The minister may authorize any change or changes in the services as above defined as may not be inconsistent with the terms of the vote providing for the payment of the subsidy.

Termination of Contract.

3. This contract, unless sooner terminated under the provision of section 19, shall remain in force to the close of navigation, in the year one thousand nine hundred and thirteen.

Subsidy: \$8,500 per Annum.

The subsidy is eight thousand five hundred dollars (\$8,500) per annum, payable as follows, viz.: In each year during the continuance of this contract the sum of two

9-10 EDWARD VII., A. 1910

thousand five hundred dollars (\$2,500) on the first day of July; three thousand dollars (\$3,000) on the first day of October, and the balance of three thousand dollars (\$3,000) on the closing of navigation as hereinbefore defined.

Carriage of Mails.

Clause 6 of the contract provides for the carriage of mails.

Description of Vessel Employed.

The SS. *Restigouche*, above referred to, was built at Port Glasgow in 1877, of iron, and registered at Quebec in 1903; length, 229.7 feet; breadth, 31.0 feet; depth, 16.1 feet; net tonnage, 463; gross tonnage, 945; horse-power, 150.

Distance.

The distance between Montreal and Gaspé is 620 miles.

TRAFFIC RETURNS.

Calendar Year.	Number of Passengers Carried.	Tons of Freight Carried.	Live Stock.	Mails.	Subsidy Paid.
					\$
1907.....	2,275	2,200			8,500
1908.....	2,225	2,295	Nil.	Nil.	8,500
1909.....	In.....1,095 Out..... 711 Total.. 1,806	1,014 1,345 2,359	Nil.	Nil.	8,500

198.

QUEBEC AND ISLE OF ORLEANS.

QUEBEC AND LÉVIS FERRY COMPANY, LIMITED.

Vote 198.—Steam service between Quebec and the Isle of Orleans during the time between the the closing of regular navigation in the autumn and the taking of the ice bridge between the island and the mainland; also after the breaking up of the ice bridge until the resumption of regular navigation in the spring.

1909-10	\$500
1910-11	\$500

This service was performed by the Quebec and Lévis Ferry Company, Limited, of Quebec, under terms of a contract bearing date November 1, 1908, which expired in the spring of 1909, and was not renewed. The principal provisions, aside from those common to all contracts, were as follows:—

SESSIONAL PAPER No. 10e

Ports of Call—Frequency of Service.

1. 'The contractors being the owners of and having control of the steamer *Polaris*, a vessel of 532 tons gross register, with such adequate accommodation for both passengers and freight as is necessary for the service herein contracted for, will, as soon hereafter during the current month or during the month of December next, as may be necessary or required, place the same on a route between the city of Quebec and the Island of Orleans, and maintain therewith a service of at least four full round trips each week from and to the said ports or places and return during the time occurring between the closing of regular navigation in the present autumn and the taking of the ice bridge between the said Island of Orleans and the mainland, and again in the ensuing spring from the time of the breaking up of the ice bridge to the resumption of regular navigation.

Termination of Service.

4. 'This contract shall, unless otherwise terminated under the provisions of section 5 hereof, or unless further extended for another year at the option of the minister, remain in force and have effect only until the said resuming of regular communication between the points named in the month of April next.

Subsidy: \$500.

6. 'A subsidy of five hundred dollars (\$500) is payable on the completion of the service hereinbefore contracted for.

Description of Vessel Employed.

The SS. *Polaris* above referred to was built at Lévis in 1883 of wood and registered at Quebec in the same year; length, 118 feet 5 inches; breadth, 31 feet 4 inches; depth, 16 feet 5 inches; net tonnage, 335; gross tonnage, 532; capacity, 450; 200 nominal horse-power; speed, 10 knots.

Distance.

The distance between terminal points is 5 miles.

TRAFFIC RETURNS.

Calendar Year.	Number of Passengers Carried.	Tons of Freight Carried.	Live Stock.	Mails.	Subsidies Paid.
1907	1,307	37	Nil.	Nil.	\$500
1908.....	In..... 400	27	Nil.	Nil.	\$500
	Out..... 400	30			
	Total ... 800	57			
Jan. 1 to April 23, 1909	400	31	Nil.	Nil.	\$500

199.

RIVIERE DU LOUP, TADOUSAC AND OTHER NORTH SHORE PORTS.

THE TRANS-ST. LAURENT COMPANY, LIMITED.

Vote 199.—Steam service between Rivière-du-Loup, Tadousac and other north shore ports.

1909-10	\$6,000
1910-11	\$6,000

This service is performed by the Trans-St. Laurent Company, Limited, of Fraserville, Quebec, under contract dated July 12, 1909, which expires on October 31, 1911. The principal provisions are as follows:—

1. The contractors owning or controlling the steamer *Contest*, and having on the 24th day of June next preceding the date of these presents placed the said steamer *Contest* on the route between Rivière-du-Loup and certain ports on the north shore of the River St. Lawrence, and having maintained the service on the said route as hereinafter described until the 12th of July, will on that date replace the steamer *Contest* by the steamer *Rhoda* of 182 gross and 59 net tons register, or with some other steamer of like equipment and capacity, and will continue to perform the said service until and including the 31st day of October of each year during the continuance of this contract.

Service and Ports of Call.

2. The service shall consist of the following trips, viz.:—

(a) Leaving Rivière-du-Loup daily, except Sunday, calling at Tadousac, Ste. Catherine's Bay and St. Simeon, and once or twice a week at Escoumains, and back to Fraserville the same evening, during the months of July and August.

(b) Leaving Rivière-du-Loup, calling at Tadousac, St. Catherine's Bay, St. Simeon four times a week, except Sunday, taking in once or twice a week Escoumains, during the months of June and September.

(c) Leaving Rivière-du-Loup, calling at Tadousac, St. Catherine's Bay and St. Simeon semi-weekly, taking in Escoumains once or twice and back to Rivière-du-Loup during the months of May and October.

(d) A round trip from Rivière-du-Loup, calling at Tadousac or other ports, each Sunday, during the continuance of this contract.

2. (a) It is understood that the steamers of the company will not be obliged to take in St. Simeon on the dates where they will have to call at Escoumains.

Termination of Agreement.

3. This agreement shall continue in force, unless terminated as otherwise provided, until and including the 31st day of October, 1911.

Calls at Government Wharfs.

4. In consideration of the subsidy herein stipulated, the contractors agree to call at all government wharfs when such is practicable, and when such wharfs are available within the area for which service is subsidized.

SESSIONAL PAPER No. 10e

Subsidy: \$6,000 per Annum.

5. The subsidy is \$6,000 per annum, payable in three equal instalments of two thousand dollars (\$2,000) on the first days of July, September and November during the continuance of this contract.

Carriage of Mails.

Clause 7 of the contract provides for the carriage of mails.

Description of Vessels Employed.

NAME.	DIMENSIONS.			TONNAGE.		S.P. N.	Speed. Knots.	BUILT.		
	Length.	Breadth	Depth.	Net.	Gross.			At	In	Of
	Feet.	Feet.	Feet.							
Contest	132.3	23.0	10.5	104	370	100	...	Quebec.....	1872	Composite
Rhoda.....	131.6	23.0	10.1	59	182	45	...	Rebuilt, Levis 1895 / Levis, Que....	1874	

Distances.	Miles.
Rivière du Loup to St. Simeon	35
St. Simeon to St. Catherine's Bay.....	30
St. Catherine's Bay to Tadousac	5
Tadousac to Escoumains.....	28
	98
Rivière du Loup to Tadousac.....	24

TRAFFIC RETURNS.

CALENDAR YEAR.	PASSENGERS.		FREIGHT.		Live Stock.	MAILS.		Subsidy Paid.
	1st Class.	2nd Class	Tons Weight.	Tons Meas.		Lock Bags.	Tied Sacks.	
1909.								
In.....	500	115	307	3	125	148	83,538.25
Out.....	593	144	629	10	305	505	
Total.....	1,093	259	936	13	430	653	

200.

RIVER OUELLE AND LOWER ST. LAWRENCE.

Vote 200.—Winter Steam Service between River Ouelle and the Lower St. Lawrence.

1909-10	Nil.
1910-11	\$8,000

No contract has been entered into for this service.

201.

ST. CATHERINE'S BAY AND TADOUSAC.

PRICE BROTHERS.

Vote 201.—Steam Service between St. Catherine's Bay and Tadoussac during the winter season.

1909-10	\$2,500
1910-11	\$2,500

This service was performed during the early part of 1909 by Price Bros., of Quebec, under contract dated February 5, 1909, which expired on May 15, 1909, and has not been renewed.

Service.

A regular service was performed between St. Catherines' Bay and Tadousac, Que., consisting of two round trips each day—one in the forenoon and the other in the afternoon—until May 1, 1909, and thereafter, if required, one round trip each day until May 15.

Subsidy, \$25.00 per day.

The subsidy was \$25 per day, payable in instalments, as earned, on the last days of February and March, and upon the discontinuance of the service.

Description of Steamer Employed.

NAME.	DIMENSIONS.			TONNAGE.		No. H.P.	Speed	BUILT.		
	Length	Breadth	Depth	Net.	Gross.			At	In	Of
	Feet.	Feet.	Feet.				Knts.			
Muriel.	69	16.8	7	44	64	24	—	Quebec.	1902.	Wood.

SESSIONAL PAPER No. 10e

Distance.

St. Catherine's Bay to Tadousac, 2 miles.

TRAFFIC RETURNS.

Year.	Passengers.	Freight	Live Stock.	Mail Bags.	Subsidy Paid.
	No.	Tons.	No.	No.	8 cts.
1909.					
February 15 to May 15.	359	6	9	260	2,250

202.

CANADA AND CUBA.

WM. THOMSON & CO.

Vote 202.—Steam Service between Canada and Cuba.

1909-10	Nil.
1910-11	\$25,000

This service is performed by Wm. Thomson & Co., Ltd., of St. John, N.B., under contract dated December 1, 1909, which expires at the end of one year from the date of the first sailing in December. The principal provisions of the contract are:—

Services and Ports of Call.

1. The contractors owning or controlling such steamships of British or Canadian register, as may be approved by the minister, of a minimum gross and net tonnage of 2 000 and 1 000 tons respectively, each having passenger accommodation for not less than twenty first-class passengers, and guaranteed as rating at Lloyds 100 A1, will, within thirty days of the date of these presents, place the said steamships or such other steamships as may be approved from time to time by the minister, on a route between St. John, in the province of New Brunswick, and Havana, in the Republic of Cuba, and will continue to maintain therewith for a period of one year from the date of the first sailing from St. John a direct monthly service each way from the said port of St. John to the said port of Havana and return thereto, sailing from St. John at regular intervals on such fixed dates as may be sanctioned by the minister, such dates to be advertised at least 20 days in advance of the respective sailings.

Speed.

2. Each of the said steamships, while employed as herein agreed, shall, on all north and south-bound voyages, run at an average speed of not less than 10 knots per hour, extraordinary conditions of the weather excepted.

9-10 EDWARD VII., A. 1910

Subsidy—\$25,000 per annum.

3. The subsidy is at the rate of \$25,000 per annum, payable in quarterly instalments of \$6,250 upon the completion of the service every three months from the commencement of the contract, as hereinbefore stipulated.

Freight Rates to be Approved by the Minister.

Clause 8 provides that freight rates proposed to be charged shall be submitted to the minister for his approval, and, after being approved, shall not be changed except with his consent.

Traffic to be routed via I.C.R.

Clause 9 provides that all freight from Cuba shall, when not otherwise routed by shippers or consignees, be delivered to the Intercolonial Railway at St. John for shipment to final destination in Canada, on condition that the I.C.R. rates are not in excess of rates charged by any other railway between St. John and final destination in Canada.

Freight for export to Cuba shall be routed *via* Montreal and the I.C.R. when possible.

Passengers for points in the Maritime provinces and Quebec shall be delivered to the I.C.R. at St. John, provided the routing of such passengers is controlled by the contractor, and that they are not otherwise routed.

Transportation of Trade Commissioners.

Clause 10 provides for the free transportation of Canadian Trade Commissioners, their wives and children, or Canadian Commercial Agents, with first-class accommodation and meals, and free transportation for their household effects, when travelling upon official duties, or being transferred from one post to another, upon request of the minister.

Additional Steamships.

Clause 11 provides that additional steamships shall be placed upon the route if there is sufficient cargo to justify so doing, upon notification being given by the minister to the contractors in writing. Such additional service shall be given without further subsidy.

Carriage of Mails.

Clause 13 of the contract provides for the carriage of mails.

Distances.

St. John to Havana, 1,700 miles.

SESSIONAL PAPER No. 10e

Description of Vessels Employed.

NAME.	DIMENSIONS.			TONNAGE.				PASSENGER ACCOMMODATION.	Refrigerator Space.	BUILT.		
	Length.	Breadth.	Depth.	Net.	Gross.	Capacity.		First Class.		At	In	Of
						Weight.	Meas-urement.					
	Ft.	Ft.	Ft.					Number.	Cu. Ft.			
Felix.....	290	42	19	1123	1857	2500	3400	Nil	Newcastle.....	1907	Steel.
Bertha.....	269	39	10.5	1067	1681	2668	2850	Nil	Arendal.....	1906	Steel.

TRAFFIC RETURNS.

CALENDAR YEAR.	PASSENGERS CARRIED.	FREIGHT CARRIED.		Live Stock.	MAILS.		SUBSIDY PAID.
		Tons Weight.	Tons Meas.		Lock Bags.	Tied Sacks.	
Dec. 1 to Dec. 31, 1909.	No.			No.	No.	No.	\$ cts.
	In.....						Nil.
	Out.... 2		6150				

203.

ST JOHN AND DIGBY.

DOMINION ATLANTIC RAILWAY COMPANY.

Vote 203.—Steam Service between St. John and Digby.

1909-10	\$20,000
1910-11	\$20,000

This service is run by the Dominion Atlantic Railway Company, of Kentville, N.S., under terms of a contract bearing date April 20, 1909, and which expires on March 31, 1910, the principal provisions, aside from those common to all contracts, being as follows:—

Period of Contract.

1. 'The contractors having on the first day of April next preceding the date of these presents placed their steamer the *Prince Rupert* on the route between the city

9-10 EDWARD VII., A. 1910

of St. John, in the province of New Brunswick, and Digby, in the province of Nova Scotia, and have from that date carried on and maintained, and will continue to maintain by means of the said steamer, or a substitute steamer of equal class and capacity, approved by the minister, for and during the period of one year from the said first day of April, a regular and uninterrupted service between the ports or places hereinbefore named, making full round daily trips from St. John to Digby and return to St. John (Sundays excepted), connecting each day with trains at St. John; and especially is it understood and agreed on the part of the contractors that on all trips from Digby to St. John the steamer shall arrive at St. John in ample time for passengers and mails westward bound to connect with the afternoon train via the Canadian Pacific Railway for Montreal.

Carriage of Mails on Extra Trips.

2. It is understood and agreed that if during the continuance of this contract other trips are made than as above specified, all mails tendered shall be carried without any additional remuneration than the subsidy herein provided for.

Renewal of Contract.

3. This contract shall remain in force and have effect for one year from the first day of April, as aforesaid.

Subsidy: \$20,000 per Annum.

The subsidy is twenty thousand dollars (\$20,000), payable quarterly, that is to say, as follows:—

During the month of July next following the date of these presents five thousand dollars (\$5,000), and on the first day of each of the months of October, January and April next following, a like sum of five thousand dollars (\$5,000) or such portion thereof as shall have been earned each quarter on the basis of daily trips.

Carriage of Mails.

Clause 6 of the contract provides for the carriage of mails.

Description of Vessels Employed.

NAME.	DIMENSIONS.			TONNAGE.			PASSENGER ACCOMMODATION.			Refrigerator Space.	N. H. P.	Speed, Knots.	BUILT		
	Length.	Breadth	Depth	Net.	Gross.	Capacity.	1st Class.	2nd Class.	3rd Class.				At	In	Of
	Ft.	Ft.	Ft.												
Prince Rupert.....	268	32	11½	620	1,158	300	850	Nil.	400	18	Dumbarton...	1894	Steel.
Prince Albert.....	103	20	8½	49	108	50	150	Nil.	40	10	Shelburne, N.S.	1901	Wood

SESSIONAL PAPER No. 10e

Distance.

The distance given between St. John and Digby is 47 miles.

TRAFFIC RETURNS.

Calendar Year.	Number of Passengers Carried.	Tons of Freight Carried.	Live Stock.	Mails.	Subsidies Paid.
1907.....	27,068	21,285	Not stated.	Not stated.	\$16,245 29
1908.....	28,782	21,161	349	2,693 lock bags. 8,413 tied sacks.	19,935 90
1909.....				Baggs. Sacks.	
In.....	16,125	3,142	148	2,527	6,533
Out.....	13,767	18,919	323	1,887	9,441
Total.....	29,889	22,061	471	4,414	16,004

204.

ST. JOHN, DIGBY, ANNAPOLIS AND GRANVILLE.

VALLEY STEAMSHIP COMPANY, LTD.

Note 204.—Steam Service between St. John, Digby, Annapolis and Granville; viz.: along the west side of Annapolis Basin.

1909-10	\$1,500
1910-11	\$1,500

This service is performed by the Valley Steamship Company, Limited, of Granville Ferry, N.S., under terms of a contract bearing date July 2, 1909, which expires on March 31, 1910. The principal provisions, aside from those common to all contracts, are as follows:—

Frequency of Service—Ports of Call.

1. 'The contractors having prior to the first day of April last past, placed their steamer the *Granville*, a vessel 105 feet in length, 22 feet breadth, with a draught when loaded of 10 feet, having a carrying capacity equal to 1,000 barrels of cargo, and adequate passenger accommodation for 40 passengers, with a speed of 10 knots per hour, on a route between the port of St. John, in the province of New Brunswick, and the ports of Annapolis Royal and Granville Ferry, both in the province of Nova Scotia, and having since that date regularly run the said steamer weekly over the said route, will continue to so run during the continuance of this contract, calling on all trips both ways at Victoria Beach and Littlewoods wharf (opposite Goat Island), and when tide and weather will permit will continue such trips to Granville Centre and Round Hill, with the privilege on the part of the contractors of further extending the route to Bridgetown, all in the province of Nova Scotia; it being understood and agreed, however, that during the winter months in case the ice will not permit the running of the vessel up the Annapolis basin and river, the trip from St. John shall be allowed to terminate at Digby.

Termination of Contract.

2. 'This contract shall remain in force only until the 31st day of March, 1910, unless sooner terminated under the provisions of section 11 hereof.

Government Wharfs.

3. 'In consideration of the subsidy herein stipulated, the contractors agree to call at all government wharfs when such is practicable and when such wharfs are available.

Subsidy: \$1,500 per Annum.

4. 'The subsidy is one thousand five hundred dollars (\$1,500), payable in quarterly instalments of three hundred and seventy-five dollars (\$375) on each of the first days of July, October, January and April, occurring during the continuance of this contract.

Description of Vessel Employed.

The ss. *Granville*, above referred to, was built at Shelburne, N.S., in 1904, of wood, and registered at Yarmouth, N.S., in the same year; length, 97 feet; breadth, 21 feet 6 inches; depth of hold, 9 feet; net tonnage, 49; gross tonnage, 97; 30 nominal horse-power; speed, 10 knots.

Distances.

The distance between terminal ports is stated to be 75 miles.

TRAFFIC RETURNS.

Calendar Year.	Number of Passengers Carried.	Tons of Freight Carried.	Live Stock.	Mails.	Subsidy.
1907.....	100	2,721	Nil.	Nil.	\$1,500
1908.....	131	3,119	Nil.	Nil.	1,500
1909.....	31	2,176	Nil.	Nil.	1,471 15
{ In..	27	892			
Total, 1909....	58	3,069			

205.

ST. JOHN, DIGBY, BEAR RIVER AND CLEMENTSPORT.

BEAR RIVER STEAMSHIP COMPANY.

Vote 205.—Steam Service between St. John, Digby, and Bear River and Clementsport.

1909-10	\$1,500
1910-11	\$1,500

This service is performed by the Bear River Steamship Company, Limited, of Bear River, N.S., under terms of a contract bearing date February 22, 1909. This

SESSIONAL PAPER No. 10e

contract expires on March 31, 1910. The principal provisions, aside from those common to all contracts, are as follows:—

Ports of Call.

1. 'The contractors being the owners of a steamer called the *Bear River*, with a carrying capacity of 1,000 barrels freight and 30 passengers, and with a speed of nine knots per hour, will on the first day of April next following place the said steamer on a route between the port of St. John, in the province of New Brunswick, and Bear River and Clementsport, in the province of Nova Scotia, and will continue to maintain therewith a regular service between the said ports or places, calling on all trips both ways at Victoria Bridge and Digby, in the said province of Nova Scotia, with the privilege of also calling when wharf facilities are completed at Deep Brook, in the said province: it being understood and agreed that during the winter months when the ice prevents getting to Bear River the trips may terminate at either Victoria Bridge or Digby; and further, that trips to Clementsport may be omitted whenever tide and weather will not permit of a landing at that place, evidence of such inability to reach Bear River or to call at Clementsport to be furnished the minister in each case.

Frequency of Service.

2. 'The service hereinbefore described and on the part of the contractors agreed to be performed, shall be regular and uninterrupted; one round trip from St. John to the ports mentioned and return shall be run each week from the commencement of the service until March 31, 1910, unless sooner terminated in manner hereinafter provided, or unless continued at the option of the minister for another year from such date.

Subsidy: \$1,500 per Annum.

The subsidy is payable at the rate of one thousand and five hundred dollars (\$1,500) per annum, payable in quarterly instalments of three hundred and seventy-five dollars (\$375) on the first days of the months of July, October, January and April occurring during the period of this contract, and so in like manner during the further continuance of this contract as hereinbefore provided.

Description of Vessel Employed.

The ss. *Bear River* was built at Shelburne, N.S., in 1905, of wood, and registered at Digby in the same year; length, 90 feet; breadth, 20 feet; depth of hold, 8 feet; registered tonnage, 71; speed, 9 knots.

Distances.

The distances are given as follows:—Bear River to Victoria Bridge, 4 miles; Victoria Bridge to Clementsport, 6 miles; Clementsport to Digby, 10 miles; Digby to St. John, 45 miles.

TRAFFIC RETURNS.

Calendar Year.	Number of Passengers Carried.	Tons of Freight Carried.	Live Stock.	Mails.	Subsidies Paid.
1907.....	Nil.	2,487	Nil.	Nil.	\$1,500 00
1908.....	Nil.	2,614	Nil.	Nil.	1,500 00
1909.....	{ In.....	1,790	Nil.	Nil	1,473 22
	{ Out.....	770			
Total, 1909.....		2,569			

206.

ST. JOHN, DUBLIN AND BELFAST.

ULSTER STEAMSHIP COMPANY.

Vote.—206.—Steam Service between St. John, Dublin and Belfast, during the winter season.

1909-10	\$7,500
1910-11	\$7,500

This service is performed under terms of a contract entered into on June 25, 1909, with the Ulster Steamship Company, Limited, of Belfast, Ireland, represented in Canada by Messrs. McLean, Kennedy & Company, of Montreal, who run what is known as the Head Line of steamers. It is a winter service only, sailing from St. John, N.B., to Belfast or Dublin at regular intervals, averaging two sailings each month until ten complete round trips have been run. The contract expires on the opening of St. Lawrence navigation in 1910.

Its principal provisions, aside from those common to all contracts, are as follows:—

Period of Contract—Speed of Steamers—Calls at Other Ports.

1. The contractors, owning and controlling the steamships *Rathlin Head, Carrigan Head, Bray Head, Ramore Head, Inishowen Head, Bengore Head, Torr Head, Malin Head, Glen Head, Teclin Head, Dunmore Head, Howth Head and Glenarm Head*, of the Head Line, all of which are guaranteed as rating at Lloyds 100 A1, will, in the month of December next after the date of these presents, or earlier, place such of said steamers as may be necessary to fulfil the terms of this agreement, on a route between the port of St. John, N.B., and the ports of Belfast and Dublin in Ireland, and will maintain therewith during the winter season of 1908-9 a service averaging not less than two sailings each month between the said ports, sailing from Belfast or Dublin for St. John aforesaid and returning thereto, sailing from St. John at regular intervals on such fixed dates as may be sanctioned by the minister, such dates to be advertised at least twenty days in advance of sailings, until not more than ten round trips have been run and completed prior to the opening of navigation on the River St. Lawrence in the spring of 1910.

Each of the said steamers while employed as aforesaid shall on all eastbound voyages be run at an average speed of not less than ten knots an hour, extraordinary conditions of weather excepted.

It is understood and agreed that the said steamers are not to call at any intermediate or other port either on the westward or eastward voyages while employed under the terms of this contract, except when on westbound voyages at a port in Great Britain for bunkering purposes, or for cargo for transportation to St. John's Nfld., or to a Canadian port other than the port of St. John, N.B., aforesaid, the transportation of such cargo, and the calling at ports other than St. John, N.B., subject to revocation at the will of the minister; it being understood and agreed that the port of St. John, N.B., shall in all cases be the terminal port on all westbound voyages, and the last port of departure on all eastbound voyages.

SESSIONAL PAPER No. 10e

Transportation of Canadian Trade Commissioners.

2. The Canadian Trade Commissioners and their wives and children or Canadian Commercial Agents shall be granted free transportation, meals included, with first-class accommodation and free transportation for their household effects, when traveling upon their official duties, upon request of the minister.

Subsidy: \$7,500 per Season (10 Voyages).

3. The subsidy is seven hundred and fifty dollars (\$750) for each round trip duly performed from Belfast and Dublin to St. John aforesaid and return therefrom to Belfast or Dublin, aggregating for the ten round trips hereinbefore referred to, the sum of seven thousand and five hundred dollars (\$7,500); such subsidy to be payable in two instalments, the first of three thousand dollars (\$3,000) on completion of four full round trips regularly run in compliance with the terms of this agreement, and the balance on the completion of the service contracted for.

Freight Rates.

Clause 7 of the contract provides that freight rates shall be subject to the approval of the minister.

Carriage of Mails.

Clause 9 of the contract provides for the carriage of mails.

Description of Vessels Employed.

NAME.	DIMENSIONS.			TONNAGE.			N. H. P.	Speed.	Passenger accommodation.	Refrigerator space.	BUILD		
	Length.	Breadth.	Depth.	Gross.	Net.	Capa- city.					At	In	Of
	Ft.	Ft.	Ft.			Wgt.							
Glenarm Head....	360	46·1	28·0	3,908	2,527	6,150	379	10½	6	Nil.	Belfast...	1897	Steel.
Malin Head.....	345	43·0	29·7	3,467	2,228	5,300	335	10	2	Nil.	" ...	1892	"
Bray Head.....	330	41·5	25·1	3,150	2,019	4,800	264	10	2	Nil.	Wallsend	1894	"
Inishowen Head..	341·7	40·0	30·2	3,050	1,987	4,700	309	10½	2	Nil.	Belfast...	1886	Steel & iron.
Bengore Head... .	324	37·2	17·7	2,490	1,619	3,630	260	11	2	Nil.	Glasgow	1884	Iron.
Dunmore Head... .	302·4	40·2	19·5	2,293	1,458	3,500	258	10	4	Nil.	Belfast...	1889	Steel.
Ranore Head....	402·1	44·7	27·8	4,444	2,913	6,500	473	11	12	Nil.	" ...	1891	"
Carrigan Head... .	376·6	45·1	31·6	4,201	2,717	6,200	438	11	8	Nil.	" ...	1901	"

9-10 EDWARD VII., A. 1910

Distances.

The distance from St. John to Dublin is given as 2,550 miles; from St. John to Belfast, 2,500 miles.

TRAFFIC RETURNS.

Calendar Year.	Number of Passengers Carried.	Tons of Freight Carried.	Live Stock.	Mails.	Subsidies Paid.
1907.....	Nil.	26,039	Nil.	Nil.	\$4,500
1908.....	Nil.	10,443	Nil.	Nil.	3,060
1909.....	Nil.	8,402	Nil.	Nil.	2,250

207.

ST. JOHN AND GLASGOW.

DONALDSON LINE.

Vote 207.—Steam Service between St. John and Glasgow, during the winter season.

1909-10	\$15,000
1910-11	\$15,000

This service is performed by Messrs. Donaldson Bros., of Glasgow, represented by their duly authorized agent, Mr. Robert Reford, partner of the firm of Robert Reford & Company, Limited, of Montreal, and is a winter service only, being run under terms of a contract bearing date February 1, 1909, which expires on April 30, 1910. The principal terms of the contract, aside from those common to all contracts, are as follows:—

Period of Contract.

1. 'The contractors, owning and controlling the steamships *Concordia*, *Aleides*, *Lakonia*, *Tritonia* and *Salacia*, all of which are guaranteed by the contractors as rating at Lloyds 100 A1, will place such steamships, and if necessary in order to fulfil the terms of this contract, other steamers of like class and capacity on a route between the port of Glasgow in Scotland and the port of St. John, in the province of New Brunswick, and will maintain therewith during the winter season of 1909-10 a regular weekly service between the said ports, commencing in the month of November following the date of these presents, and continuing until not more than twenty complete round trips have been run prior to the 30th day of April, in the year 1910, sailing from and returning to each of the ports aforesaid at regular intervals, and on such fixed

SESSIONAL PAPER No. 10e

dates as may be sanctioned by the minister, such dates to be advertised at least twenty days in advance of sailings. Each of the said steamers while employed as aforesaid, shall be run at an average speed of not less than ten knots per hour, extraordinary weather excepted.

Subsidy: \$15,000 per Season (20 Voyages).

2. 'The subsidy is payable at the rate of seven hundred and fifty dollars (\$750) for each round trip from Glasgow to St. John aforesaid and return therefrom to Glasgow, duly performed, aggregating for the twenty round trips, if run and fully completed under the terms of section 1 hereof, fifteen thousand dollars (\$15,000), or in like proportion for any lesser number of trips so run and completed prior to the 30th day of April aforesaid; such subsidy to be payable in three instalments: the first of seven thousand five hundred dollars (\$7,500) on the completion of ten full round trips regularly run in compliance with the terms of this agreement; the second at the above rate per round trip for all additional trips regularly run in compliance with the terms of this agreement prior to the first day of April aforesaid; and the balance on the completion of the service herein contracted for or as soon thereafter as funds are available for the purpose.

Freight Rates.

Clause 4 of the contract provides that freight rates shall be subject to the approval of the minister.

Carriage of Mails.

Clause 6 of the contract provides for the carriage of mails.

Description of Vessels Employed.

NAME.	DIMENSIONS.			TONNAGE.			PASSENGER ACCOMMODATION.			Refrigerator Space.	N. H. P.	Speed, Knots.	BUILT			
	Length	Breadth	Depth.	Net.	Gross.	Capacity.	1st Class.	2nd Class.	3rd Class.				At	In	Of	
	Ft.	Ft.	Ft.							C. F.						
Salacia...	399	46	28'7	2,636	4,134	5,900	Nil.	12	Nil.	Nil.	501	13½	Whiteinch...	1895	Steel.	
Cassandra	455	53	2 29'1	5,228	8,135	8,500	Nil.	219	1,940	7,700	892	13½	Greenock...	1906	Steel.	
Lakonia..	401	7 49'	2 28'1	3,046	4,686	7,280	Nil.	12	Nil.	14,727	520	12	Govan.....	1899	Steel.	
Athenia..	478	56	32'5	5,523	9,080	10,500	Nil.	250	1,000	16,122	855	14	Barrow.....	1904	Steel.	
Parthenia.	400	5 52'	1 29'3	3,310	5,760	8,555	Nil.	12	Nil.	16,000	489	12	Hartlepool...	1901	Steel.	

9-10 EDWARD VII., A. 1910

Distances.

The distance between St. John and Glasgow is given as 2,630 miles.

TRAFFIC RETURNS.

Calendar Year.	Number of Passengers Carried.	Tons of Freight Carried.	Live Stock.	Bags Mail.	Subsidy Paid.
1907.....	In.....1,764 Out..... 91 Total....1,855	39,980 47,511 87,491	Not stated.	Not stated.	\$8,500
1908.....	In.....462 Out..... 61 Total....523	26,452 55,690 82,142	251 6,207 6,458	11 11	14,250
1909.....	956 173	24,806 55,638	292 5,772	16	10,500
Total	1,129	80,444	6,064	16	

208.

ST. JOHN, HALIFAX AND LONDON.

FURNESS, WITHY AND COMPANY.

Vote 208.—Steam Service on services between St. John, Halifax and London.

1909-10	\$40,000
1910-11	\$40,000

This service is run the year round by Messrs. Furness, Withy & Company, Limited, between St. John, N.B., Halifax, N.S., and London, and by the Canadian Pacific Railway Company between the months of November and April between St. John, N.B., and London, England, and calling on all eastbound voyages at Halifax, and on all westbound voyages at Antwerp.

The contract with Messrs. Furness, Withy & Company, Limited, bears the date February 26, 1909, and expires March 31, 1910. The principal provisions, aside from those common to all contracts, are as follows:—

Period of Contract.

1. 'The contractors will, on the first day of April next following the date of these presents, place on the route between St. John, N.B., and London, G.B., calling on all voyages both outward and inward at Halifax, N.S., a sufficient number of steamers to run the service as hereinafter provided, and will with such steamers maintain until the 31st day of March, 1910, a regular service between the said ports, sailing from the terminal ports at regular intervals of not over fifteen days, or during the fruit-shipping season at intervals of ten days if so required by the minister.

SESSIONAL PAPER No. 10e

Ventilated Accommodation for Fruit, Dairy Produce, &c.

2. 'The steamers while run under this contract shall be such as are approved by the minister, and no steamer shall be employed until sanctioned by the minister, and all such steamers shall be fitted with suitable accommodation for carrying perishable cargo, such as apples or other fruit, cheese and other provisions without deterioration, with holds and 'tween decks provided with a thorough system of forced ventilation by means of electric or steam-driven fans in such manner as to secure a uniform circulation of fresh air through all space occupied by such perishable cargo. The intakes for fresh air shall be protected by contrivances for that purpose similar to the 'Gibbs' steamship ventilators, so as to be operated in all weathers without permitting water, spray or other dampness being taken into any place where cargo is carried, and such ventilating appliances shall be operated at all times when cargo is on board and throughout the entire space whenever such perishable cargo may be stored during any voyage.

Carriage of Fruit.

3. 'The steamers while so employed shall not carry in any hold, or between any decks more than five tiers of barrels of apples or other fruit except they be stowed in such manner and with such dunnage as will relieve any tier from the weight of more than four other tiers.

4. 'The handling, loading, stowing and unloading of any fruit carried by said vessels shall be subject to and under the supervision of any officer appointed for that purpose should the minister deem it desirable.

Speed of Steamers when Carrying Fruit.

5. 'The steamers when carrying fruit shall be run at an average speed of not less than twelve knots per hour.

Development of Transportation over Government Railway.

6. 'It is hereby agreed by the contractors that as the aid herein expressed and provided for by the Canadian government is for the express purpose of encouraging the development of Canadian trade and the transportation of Canadian goods through Canadian channels, the company accepts the aid on these conditions and agrees that all freight booked or carried by the said steamships from a port in the United Kingdom and during the time these make Halifax their terminal port, shall, when not otherwise routed by shippers or consignees, be delivered to the Intercolonial railway at Halifax for shipment to final destination in Canada provided that the rates demanded by the Intercolonial railway shall not be in excess of the rates charged by any other railway company from said ports to final destination in Canada.

(a) Contractors are to hand over to the Intercolonial railway at Halifax passengers for points in the Maritime Provinces or the province of Quebec, providing the routing of such passengers is controlled by the contractors and that they are not otherwise routed. It is further agreed that the contractors through their agents in Canada shall see that they have all such freight for export as may be secured by them for a port in the United Kingdom at which the subsidized line may call delivered to the Intercolonial railway at Montreal.

Rebates.

7. 'In additions to the stipulations contained in clause 10 regarding freight rates, the rate per barrel on apples from Halifax to London shall be substantially the same

9-10 EDWARD VII., A. 1910

to all persons under the same conditions, and no rebates shall be given directly or indirectly by the contractors or agents thereof to any Canadian exporter in preference to another.

Subsidy: \$25,000 per Season.

8. The subsidy is twenty-five thousand dollars (\$25,000), payable as follows:—

The sum of twelve thousand five hundred dollars (\$12,500) on the first day of October next after the date of these presents; and the balance of twelve thousand five hundred dollars (\$12,500) on the completion of the service on the first day of April, 1910.

Freight Rates.

Clause 10 of the contract provides that freight rates shall be subject to the approval of the minister.

Carriage of Mails.

Clause 12 of the contract provides for the carriage of mails.

Description of Vessels Employed.

NAME.	DIMENSIONS.			TONNAGE.			PASSENGER ACCOMMODATION.			Refrigerator Space.	N. H. P.	Speed, Knots.	BUILT		
	Length.	Breadth	Depth.	Net.	Gross.	Capacity.	1st Class.	2nd Class.	3rd Class.				At	In	Of
	Ft.	Ft.	Ft.							C.F.					
Kanawha.....	370	44	31·6	2,488	3,884	5,610	491	13	Linthouse..	1893	Steel.
Shenandoah....	370	44	31·6	2,492	3,886	5,610	491	13	Linthouse..	1893	Steel.
Rappahannock.	370	44	31·6	2,488	3,884	5,500	485	13	Linthouse..	1893	Steel.
Tabasco.....	331·6	41·7	28·8	1,916	2,987	4,597	309	12	Sunderland	1895	Steel.

Distance.

The distance between St. John, N.B., and London, England, is 2,900 miles.

SESSIONAL PAPER No. 10e

TRAFFIC RETURNS.

Calendar Year.	Number of Passengers Carried.	Tons of Freight Carried.		Live Stock.	Mails.	Subsidy Paid.
1907.....	17	172,358		Not Stated.	Not Stated.	\$19,250
1908.....	In 3 Out 59	Weight.	Meas.	Nil. 651	} Nil.	25,000
		28,010	17,563			
Total	62	27,899	83,842	651		
		55,909	101,405			
1909.....	In..... 51 Out..... 54	24,912	16,072	Nil.	Nil.	7,500
		52,903	71,433			
Total	105	77,815	87,505			

208.

ST. JOHN, HALIFAX AND LONDON.

(WINTER SERVICE). CANADIAN PACIFIC RAILWAY COMPANY.

The contract with the Canadian Pacific Railway Company bears date October 18, 1909, and expires on May 11, 1910. Its principal provisions, aside from those common to all contracts, are as follows:—

1. The contractors shall during the month of November next following the date of these presents establish a service between the city or port of St. John, in the province of New Brunswick, and the port of London, in England, by their steamers the *Mount Temple*, of 6,661 tons net register, the *Montreal*, of 5,552 tons net register, the *Montezuma*, of 5,358 tons net register, and the *Lake Michigan*, of 5,340 tons net register, and will maintain and continue to maintain by means of the said steamers, or with such other steamers as may be approved by the minister, a regular service between the cities and ports aforesaid, sailing from and returning to each of the terminal ports of St. John and London aforesaid at regular intervals and at such fixed dates as may be sanctioned by the minister, and calling on all eastbound voyages at the port of Halifax, in the province of Nova Scotia, and calling on all westbound voyages at the port of Antwerp, in Belgium; the service to commence from London on the 11th day of November next; and will on the return voyage sail from St. John on or about the 8th day of December proximo, and continue until the 11th day of the month of May, 1910, during which time there shall be run ten full round voyages; it being understood, however, that the minister may authorize any change or changes in the service as above defined as may not be inconsistent with the vote providing for the payment of the subsidy.

9-10 EDWARD VII., A. 1910

Cold Storage.

2. The contractors covenant and agree that the steamers hereinbefore mentioned or any substitute steamers run in lieu thereof shall be fitted with such sufficient cold storage appliances and space as may be required for the proper storage and conservation of any perishable cargo carried thereon, as well as with complete and adequate ventilating shafts and machinery for the proper ventilation of all space in which may be stowed or carried fruit, vegetables or similar cargo requiring a constant supply of cool air, and that such cold storage and ventilating plant shall be in constant operation while perishable cargo, fruit or vegetable, requiring same is on board, and that the temperature in the space occupied by such cargo shall during each and all voyages be kept uniform and at such degrees as may be satisfactory to the minister.

Westbound Freight Rates.

3. The contractors further covenant and agree that the rates charged on westbound freight from either London or Antwerp to the port of Halifax shall in no case be greater than the rates charged on freight destined to the port of St. John from the said ports of London or Antwerp.

Transportation of Canadian Trade Commissioners.

Clause 4 provides for the free transportation of Canadian Trade Commissioners and their wives and children, or Canadian Commercial Agents, including first-class accommodation and meals, and free transportation for their household effects, when travelling upon official duties, or being transferred from one post to another, upon request of the minister.

Subsidy not to exceed \$15,000 for 10 Round Trips.

5. The subsidy is at the rate of fifteen hundred dollars (\$1,500) for each round trip run and completed within the time hereinbefore specified, not, however, to exceed ten such trips; payable on the first day of April next following the date hereof for all trips run and completed prior to that date, and the balance on the completion of the service or as soon thereafter as funds are available for the purpose.

Freight Rates.

Clause 7 of the contract provides that freight rates shall be approved by the minister.

Description of Steamers Employed.

NAME.	DIMENSIONS.			TONNAGE.				Passenger Accommodation.	Refrigerator Accommodation.	N. H. P.	Speed.	BUILT.		
	Length.	Breadth.	Depth.	Net.	Gross.	Capacity.	At					In	Of	
	Ft.	Ft.	Ft.					Cu. Ft.	K'ts					
Lake Michigan	469.5	56.2	31.9	5,340	8,200	8,000	Nil.	Nil.	722	12	Wallsend.	1902	Steel.	
Montezuma	435.0	59.0	30.5	5,358	8,360	8,000	Nil.	Nil.	660	12	Linthouse.	1899	Steel.	
Montreal	469.5	56.2	31.9	5,552	8,644	8,000	Nil.	7,016	702	12	Wallsend.	1900	Steel.	
Mount Temple	485.0	59.0	30.4	6,661	8,790	8,000	Nil.	Nil.	694	12	Walker-on-Tyne.	1901	Steel.	

SESSIONAL PAPER No. 10e

Distances.

The distance between London and St. John via Antwerp is given as 3,200 miles; between St. John and London via Halifax, 2,959 miles. These distances are approximate.

TRAFFIC RETURNS.

Calendar Year.	Number of Passengers Carried.	Tons of Freight Carried.	Live Stock.	Mails.	Subsidy Paid.
1907.....	In..... 8,212 Out..... 4,197	39,328 61,123	Not stated.	Not stated.	\$15,000
Total.....	12,409	100,451			
1908.....	In..... 6,492 Out..... 14	33,241 71,654	Nil. 8,033	Nil.	15,000
Total.....	6,506	104,695	8,033		
1909.....	In..... 2,656 Out..... 3	33,190 78,910 5,788	Nil.	12,500
Total.....	2,659	112,100	5,788		

209.

ST. JOHN AND HALIFAX VIA YARMOUTH.

THE MAGDALEN ISLANDS STEAMSHIP COMPANY, LIMITED.

Vote 209.—Steam service for not less than 52 full round weekly trips between St. John and Halifax, via Yarmouth and other way ports, during the season of 1910.

1909-10.....	\$10,000
1910-11.....	\$10,000

This service is performed by the Magdalen Islands Steamship Company, Limited, of Halifax, N.S., under terms of a contract bearing date April 6, 1909, and which expires on March 31, 1911. The principal provisions, aside from those common to all contracts, are as follows:—

Frequency of Service.

1. The contractors will within thirty days of these presents place the steamer *Amelia*, of 357 gross tons and 103 net tons register, with a speed of 11 knots, upon the

9-10 EDWARD VII., A. 1910

route between St. John, in the province of New Brunswick, and Halifax, in the province of Nova Scotia, will carry on and maintain by means of the said steamer from and after the date of commencement, a regular service between St. John and Halifax, calling both going and returning at Yarmouth, Barrington, Shelburne, Lockeport, Liverpool and Lunenburg, all in the province of Nova Scotia, once in each seven days, that is to say, making a round trip in seven days, until March 31, 1910, unless otherwise extended under the provisions of clause 5.

Provision for Changes in Service.

2. The minister may authorize any change or changes in the service as above defined as may not be inconsistent with the vote governing the payment of the subsidy.

Uninterrupted Continuation of Service.

3. The service herein contracted for is to continue uninterruptedly in manner hereinbefore set forth, wind, weather, ice or fog or other *force majeure* permitting, but no subsidy shall be claimed or paid for any trip otherwise missed.

Termination of Contract.

4. This contract unless sooner terminated under the provisions of section 20 hereof, shall remain in force until March 31, 1910, but it is understood and agreed that the minister has the option of continuing the contract for a further period of one year from said date.

Government Wharfs.

In consideration of the subsidy herein stipulated, the contractors agree to call at all government wharfs when such is practicable and when such wharfs are available.

Subsidy: \$10,000 per Annum.

5. The subsidy is not to exceed \$10,000, based upon the requisite number of 52 round weekly voyages per annum, such subsidy to be payable quarterly, viz., two thousand five hundred dollars (\$2,500) on the first days each of July, October and January, and the balance of two thousand five hundred dollars (\$2,500) on the completion of the service on the 1st day of April, 1910; or in the event of less than the required number of weekly trips having been performed during any one quarter, such proportionate sum as may have been earned during said quarter upon the first days of the said months of July, October, January and April.

Carriage of Mails.

Clause 7 of the contract provides for the carriage of mails.

Description of Vessel Employed.

The steamer employed in this service is ss. *Amelia* built at Ayr. in 1894, of steel; and registered at the Magdalen Islands in 1905; length, 145 feet; breadth, 22.8 feet; depth, 9.9 feet; net tonnage, 103; gross tonnage, 357; horse-power, 69.

Distance.

The distance between St. John and Halifax is given as 320 miles.

SESSIONAL PAPER No. 10e

TRAFFIC RETURNS.

Calendar Year.	Number of Passengers Carried.	Tons of Freight Carried.	Live Stock.	Mails.		Subsidy Paid.
				Bags.	Sacks.	
1907	In.....216	12,140	Not stated.	Not stated.		87,884 61
	Out.....205	6,310				
Total	421	18,450				
1908.....	In.....484	4,391	22	34	—	10,000
	Out.....569	7,655	60	65	96	
Total.....	1,053	12,046	82	99	96	
1909	In.....88	4,675	Nil.	100	Nil.	12 000
	Out.....149	4,074		25		
Total....	237	8,749		125		

*The service was performed by Wm. Thomson and Son, of St. John, N.B., during 1907 and 1908.

210.

ST. JOHN, N.B., AND MARGARETVILLE, PORT LORNE, PORT GEORGE, HARBOURVILLE AND MORDEN.

MARGARETVILLE STEAMSHIP COMPANY.

Vote 210.—Steam Service between St. John, N.B., and Margareville, Port Lorne, Port George, Hall's Harbour, Harbourville and Morden, N.S.

1909-10	\$2,500
1910-11	\$2,500

This service is performed by the Margareville Steamship Company, of Margareville, N.S., under terms of a contract bearing date August 8, 1908, and which expired on the close of navigation in 1908, but was renewed on July 14, 1909, for the season of navigation, 1909, as provided for in clause 3. The principal provisions, aside from those common to all contracts, are as follows:—

Ports of Call—Frequency of Service.

1. The contractors being owners of and having control of the steamer *Ruby L.*, a vessel of 118 tons gross register, with such adequate accommodation for both passengers and freight as is necessary for the service herein contracted for, and having on the first of March last placed the said steamer on a route between the port of St. John.

9-10 EDWARD VII., A. 1910

in the province of New Brunswick, and Margaretville, in the province of Nova Scotia, and will therewith continue to carry on and maintain a regular weekly service between the said ports until the closing of navigation, that is to say, until ice and weather conditions will not permit of the running of a steamer over the said route in the autumn next following the date of these presents, prior to which time at least forty full round trips shall have been run, calling on all trips both ways at Port Lorne, Port George, Morden, Harbourville and Hall's Harbour.

Termination of Service.

2. This contract shall remain in force only until the close of navigation as hereinbefore defined, unless continued for another season at the option of the minister, who hereby reserves the right to exercise such option.

Carriage of Mails.

Clause 3 of the contract provides for the carriage of mails.

Subsidy: \$2,500 per Annum.

9. Subsidy is payable at the rate of twenty-five hundred dollars (\$2,500) per annum, as follows: Say in the month of July next preceding the date of these presents the sum of one thousand two hundred and fifty dollars (\$1,250), and at the close of navigation in the present season twelve hundred and fifty dollars (\$1,250) or so much thereof as may have been earned on the basis of not less than forty full round trips during the year; and so in like manner for a subsequent year if the service is continued under the minister's option as above provided.

Description of Vessel Employed.

SS. *Ruby L.* was built at Margaretville, N.S., of wood, in 1907, and registered at Annapolis Royal, N.S., in the same year; length, 90 feet; breadth, 20 feet; depth, 8½ feet; net tonnage, 49; gross tonnage, 119; nominal horse-power, 16¾; speed, 9 knots.

Distances.

The distance between Margaretville and St. John via intermediate ports is 50 miles; between St. John and Margaretville via Harbourville is 64 miles.

TRAFFIC RETURNS.

Calendar Year.	Number of Passengers Carried.	Tons of Freight Carried.	Live Stock.	Mails.	Subsidies Paid.
1907.....	149	2,300	Nil.	Nil.	\$1,350
1908.....	610	1,250	Nil.	Nil.	2,500
1909.....	In..... 93 Out..... 85	1,270 675	3 ..	Nil.	2,500
Total.....	178	1,945	3		

211.

ST. JOHN AND MINAS BASIN PORTS.

WILLIAM R. POTTER.

Vote 211.—Steamship Service from the opening to the closing of navigation in 1910, between St. John and Minas Basin Ports.

1909-10	\$3,000
1910-11	\$3,000

This service is performed by William R. Potter, of Canning, N.S., under terms of a contract bearing date February 20, 1909, and which expired on the close of navigation, 1909. The principal provisions, aside from those common to all contracts, are as follows:—

Ports of Call—Frequency of Service.

1. The contractor will, at the earliest opening of navigation in the present year, that is to say, as soon as the ice will permit of the running of a steamer over the route hereinafter named, place his steamer the *Brunswick* on the route between the City of St. John, in the province of New Brunswick, and the ports of Spencer's Island, Canning, Wolfville, Parrsboro, Kingsport, Windsor and Bass River, all situate on the Basin of Minas or on the water contiguous thereto in the province of Nova Scotia, and will carry on and maintain by means of the said steamer *Brunswick* a regular weekly service between the city of St. John and all and several the ports named, and returning therefrom to the said City of St. John, with the exception that the service to the ports of Windsor and Bass River shall be fortnightly instead of weekly; such service to continue uninterruptedly until the close of navigation on the route named, during which time not less than thirty-two full round trips from the City of St. John shall have been performed to and from all the ports hereinbefore named, with the exception of the ports of Windsor and Bass River, to and from which not less than sixteen full round fortnightly trips shall be performed.

Period of Contract.

2. This contract shall remain in force until the close of navigation in the year 1909, unless sooner terminated under the provisions of section 17 of this contract.

Subsidy: \$3,000 per Annum.

The subsidy is three thousand dollars (\$3,000), such subsidy to be payable as follows: On the first day of September the sum of fifteen hundred dollars (\$1,500), and the balance of fifteen hundred dollars (\$1,500) on the completion of the service herein contracted to be performed in each year during the continuance of this contract.

Carriage of Mails.

Clause 5 of the contract provides for the carriage of mails.

Description of Vessel Employed.

The ss. *Brunswick*, above referred to, was built at Canning, N.S., in 1901, of wood, and registered at Windsor, N.S., in 1902; length, 110 feet; breadth, 23 feet; depth of hold, 8 feet 7 inches; net tonnage, 73; gross tonnage, 184; 42 nominal horse-power.

Distance.

The distance between terminal ports is given as 164 miles.

TRAFFIC RETURNS.

Calendar Year.	Number of Passengers Carried.	Tons of Freight Carried.		Live Stock.	Mails.	Subsidy Paid.
		W'ght.	Meas.			
1907	383	Not stated.		Not stated.	Not stated.	\$3,000
1908	24	1,260	1,450	5	Nil.	3,000
1909						

212.

ST JOHN AND PORTS IN CUMBERLAND BASIN.

HARBINGER STEAMSHIP COMPANY, LIMITED.

Vote 212.—Steam service between St. John and ports in Cumberland Basin.

1909-10	\$3,000
1910-11	\$3,000

This service is performed by the Harbinger Steamship Company, Limited, of River Hebert, Cumberland County, N.S., under terms of a contract dated February 1, 1909, which expires at the close of navigation in 1909. The principal provisions, aside from those common to all contracts, are as follows:—

Service and Ports of Call.

1. The contractors will, at the earliest opening of navigation in the present year, that is to say, as soon as the ice will permit of the running of a steamer over the route hereinafter named, place their steamer the *Harbinger*, of 108 gross tons, on the route between the City of St. John and ports in the province of New Brunswick, and the ports of Minudic and Joggin's Mines, in Cumberland county, in the province of Nova Scotia, and the ports of Riverside and Harvey, in Albert county, in the province of New Brunswick, and will carry on and maintain by means of the said steamer *Har-*

SESSIONAL PAPER No. 10e

binger, a regular weekly service between the City of St. John and all the several ports hereinbefore named, returning therefrom to the said City of St. John; provided, however, that a call shall not be required at Amherst Point wharf unless there is freight to take on or put off at the said point.

Termination of Contract.

2. This contract shall remain in force until the close of navigation in the year 1909, unless sooner terminated under the provisions of section 17 of this contract.

Subsidy: \$3,000.

3. The subsidy is \$3,000, payable as follows: On the first day of July, \$1,000; on the first day of September, \$1,000; and \$1,000 upon the close of navigation and completion of the service as herein contracted for.

Carriage of Mails.

Clause 5 of the contract provides for the carriage of mails.

Description of Vessel Employed.

The *Harbinger* was built at Shelburne, N.S., in 1901, of wood, and registered at Arichat, N.S., in 1905; length, 97 feet; breadth, 20 feet; depth, 8 feet 4 inches; net tonnage, 46; gross tonnage, 109; horse-power, 17.

Distances.

	Miles.
St. John to Harvey	75
Harvey to Riverside	4
Riverside to Joggins	13
Joggins to Amherst Point	18
Amherst Point to Minudie	3
Minudie to River Hebert	8
	121

TRAFFIC RETURNS.

Calendar Year.	Passengers.	Freight.	Live Stock.	Mails.	Subsidy Paid.
1909	In. . . Nil. Out. . .	\$0 1163	Nil.	Nil.	\$3,000
Total		1243			

213.

ST. JOHN, WESTPORT AND OTHER WAY PORTS.

INSULAR STEAMSHIP COMPANY, LIMITED.

Vote 213.—Steam service between St. John, Westport and other way ports.

1909-10	\$1,500
1910-11	\$1,500

This service is performed by the Insular Steamship Company, Limited, of Westport, N.S., under terms of a contract bearing date May 5, 1909, and which expires on March 31, 1910. The principal provisions, aside from those common to all contracts, are as follows:—

Frequency of Service and Ports of Call.

1. The contractors having prior to the first day of April last placed their screw steamer the *Westport III.*, a vessel of 101 feet in length, 21 feet breadth and of a depth of 9 feet, of a gross registered tonnage of one hundred and forty tons, with adequate passenger accommodation and cabins for both gentlemen and ladies, on a route between St. John, in the province of New Brunswick, and Westport and Yarmouth, in the province of Nova Scotia, and including trips already run since the first day of April last past, will, prior to the thirty-first day of March next following the date of these presents, run the said steamer not less than forty-four regular trips between the said ports and return, calling on each trip both ways at Freeport, Tiverton, Little River, Mink Cove, Sandy Cove, Weymouth and Meteghan, unless ice prevents, on which last named date this contract shall determine and cease to be in force, unless sooner terminated under the provisions of section 9 hereof.

Government Wharfs.

2. In consideration of the subsidy herein stipulated, the contractors agree to call at all government wharfs when such is practicable and when such wharfs are available.

Subsidy: \$1,500 per Annum.

The subsidy is one thousand and five hundred dollars (\$1,500) payable in sums of three hundred and seventy-five dollars (\$375) during each of the months of July, October, January and April next following the date of these presents.

Description of Vessel Employed.

The ss. *Westport III.*, above referred to, was built at Shelburne, N.S., in 1903, of wood, and registered at Yarmouth, N.S., in the same year; length, 101 feet; breadth, 21 feet 3 inches; depth of hold, 9 feet; net tonnage, 49; gross tonnage, 140; 24 nominal horse-power; speed, 10 knots.

9-10 EDWARD VII., A. 1910

on the first voyage and each alternate southbound trip at the following ports in the order named, viz.:—

Ports of Call.

1. Hamilton, in Bermuda; 2. Basseterre, in St. Kitts; 3. St. John, in Antigua; 4. Roseau, in Dominica; 5. Bridgetown, in Barbados; 6. Port of Spain, in Trinidad.

And upon the return voyage from Georgetown, in British Guiana, to Halifax and St. John, calling at:—

1. Port of Spain, in Trinidad; 2. Bridgetown, in Barbados; 3. Castries, in St. Lucia; 4. Roseau, in Dominica; 5. St. John, in Antigua; 6. Basseterre, in St. Kitts; 7. Hamilton, in Bermuda.

And calling on the following or second trip every alternate southbound trip at:

1. Hamilton, in Bermuda; 2. Plymouth, in Montserrat; 3. Castries, in St. Lucia; 4. Kingstown, in St. Vincent; 5. Bridgetown, in Barbados; 6. Port of Spain, in Trinidad;

And upon the return voyage from Georgetown in British Guiana, calling at:—

1. Port of Spain, in Trinidad; 2. Bridgetown, in Barbados; 3. Kingstown, in St. Vincent; 4. Castries, in St. Lucia; 5. Roseau, in Dominica; 6. Plymouth, in Montserrat; 7. St. John, in Antigua; 8. Basseterre, in St. Kitts; 9. Hamilton, in Bermuda.

The order of calling as above not to be altered except with the previous consent of His Majesty's government and of the Canadian government.

Provisions for Reversion to Fortnightly Service.

The two governments to have the right at any time to require the contractors to revert to the heretofore existing fortnightly service on giving six months' notice of such requirement, that is to say: sailing every fourteen days from St. John for Halifax and calling on the first and each alternate southbound trip at Bermuda, St. Kitts, Antigua, Montserrat, Dominica, St. Lucia, Barbados, St. Vincent, Grenada to Port of Spain in Trinidad; and upon the return voyage from Trinidad to Halifax or St. John to call at the same ports in the reverse order as given above; and on the next following and each alternate trip to sail from St. John and Halifax for Georgetown, in British Guiana, calling on all voyages at Bermuda, St. Lucia and Barbados to Port of Spain in Trinidad, making the voyage within eleven days, and thence continuing to Georgetown, in British Guiana, calling at Scarborough, in Tobago, completing the trip within fourteen days; and upon the return voyage from Georgetown, in British Guiana, to Halifax, or St. John, calling at the following ports in order as follows: Tobago, Trinidad, Barbados, St. Vincent, St. Lucia, Dominica, Montserrat, Antigua, St. Kitts and Bermuda; and continuing trips as defined alternately to Port of Spain in Trinidad, and Georgetown, in British Guiana, sailing from St. John and Halifax at regular intervals of fourteen days each.

Requirements of Contract apply equally to 12 and 14 day Services.

2. It is understood and agreed that all other specifications and requirements in this contract contained shall apply equally to the twelve-day service or to the fortnightly service should it be reverted to.

Time-tables.

3. Subject to the provisions hereinafter contained, every steamer making any voyage as hereinbefore defined shall commence and complete the same and shall ar-

SESSIONAL PAPER No. 10e

rive at and leave the said intermediate ports respectively at such times as shall be specified in a time-table to be previously submitted by the contractors and approved by the minister; and each southbound voyage shall be completed within fourteen days of its commencement under a penalty as hereinafter defined for each day or part of a day in excess of the fourteen days to be occupied in such voyage. Before the commencement of the service the contractors shall furnish the draft of the said time-table to the minister for his approval, and when the same shall have been so approved the contractors shall publish it at such times and places and in such manner as the minister may from time to time require. During the continuance of this contract no alterations shall be made in the said time-table unless the same shall have been approved in writing by the minister and published at such times and places and in such manner as he may require.

Register, Speed, Accommodation, &c., of Vessels Employed.

4. 'The steamers employed in this service shall be British vessels of not less than 1,000 tons register, and shall be good, substantial and efficient steam vessels of adequate power and speed, and supplied with first-rate proper steam engines, and in all respects suited to the performance of the service, and shall be capable of maintaining and shall maintain, when employed on this service, an average speed of not less than ten knots an hour, and shall also be provided with proper accommodation for at least forty first-class passengers and such second-class and deck passengers as the traffic may require, and shall be fitted with all necessary appliances for the reception, stowage and carriage of the cargo.'

Carriage of Mails.

Clause 6 of the contract provides for the carriage of mails.

Freight and Passenger Rates.—Cargo and Passenger Lists, Logs and Sailing Charts, Customs Certificates, &c.

10. 'The contractors shall submit for approval maximum rates for passengers and freight to and from the West Indies to the Government of Canada and to the Secretary of State for the Colonies, and shall carry on each steamer running under this contract according to its capacity, both on outward and homeward voyages, all freight and passengers which may be reasonably offered or obtained, and at such tariff rates both as to passengers and freights so submitted and approved. No discrimination shall be made as regards rates or otherwise, directly or indirectly, against Canadian, British or British West Indian merchants and shippers, who shall always have preference for freight and goods over all other merchants and shippers; and the contractors shall immediately upon the completion of each trip furnish to the minister full and complete copies of the manifests of the cargo and passenger lists carried on the said steamer performing such trip on its outward and homeward voyages, certified by the proper officers of customs, as well as copies of the logs and sailing charts duly certified by the master of the steamer, and also such other documents, information and evidence as may be reasonably required by the minister to show the volume, extent and value of the trade carried on by the said steamers, and such other customs certificates, documents and evidence as may be necessary or as may be reasonably required by the minister to prove the performance of the services herein contracted for, and to enable the minister to judge as to whether this contract is being carefully and faithfully carried out and performed; and the furnishing of such certificates, documents and information and evidence, as hereinbefore specified, shall be a condition precedent to the payment of the subsidy hereinafter provided for or any portion thereof; a further return of the passengers and freight carried each way to be furnished annually by the contractors, for the information of His Majesty's government and of the government of Canada.

9-10 EDWARD VII., A. 1910

No calls to be made in United States.

12. 'The steamers employed in carrying out the provisions of this contract shall not on any of their voyages either outwards or homewards call at any port in the United States of America.

Extra Cargo Steamers.

16. 'An extra cargo steamer, or extra cargo steamers, to meet the requirements of the trade shall be provided by and at the cost of the contractors during the crop time in the West Indies, if sufficient cargo is afforded, to run from the West Indian Islands served under this contract, and also from the Island of Nevis to Halifax.

Substitutes for Disabled Steamers.

17. 'It is understood that if either of the said steamers shall be, by peril of the sea or other unavoidable casualty, destroyed or temporarily disabled from performing the voyages herein agreed to be performed according to the true intent and meaning of these presents, the contractors may in such case, as soon as reasonably may be having regard to the circumstances, replace the said steamer by another of equal class, speed, equipment, character and capacity to the satisfaction and approval of the minister, in case the said steamer has been only temporarily disabled, and continue the service herein contracted for with such substituted or repaired steamer with as little delay as possible under all circumstances, provided, however, that there shall be no payment of any subsidy in respect of any voyage not actually performed.

Subsidy: \$65,700 per Annum.

18. 'The annual subsidy is sixty-five thousand and seven hundred dollars (\$65,700) from and out of the consolidated fund or other proper moneys of the Dominion of Canada, and the further sum of sixty-five thousand and seven hundred dollars (65,700) out of the moneys provided by His Majesty's government (should the same be furnished to the government of the Dominion of Canada for such purposes, but not otherwise), payable as follows: On the last day of each month during the continuance of this contract, the sum of five thousand four hundred and seventy-five dollars (\$5,475) and a further sum of the same amount, provided the same be provided by His Majesty's government for the purpose as above mentioned: provided, however, that no such payment shall be made until it is shown to the satisfaction of the minister that all trips called for by the contract up to that time have been well and properly performed.

Description of Vessels Employed.

NAME.	DIMENSIONS.			TONNAGE.			PASSENGER ACCOMMODATION.			Refrigerator Space	N. H. P.	Speed, Knots.	BUILT		
	Length.	Breadth	Depth.	Net.	Gross.	Capacity.	1st Class.	2nd Class.	3rd Class.				At	In	Of
	Ft.	Ft.	Ft.												
Ocama.....	300·1	33·8	25·0	1,228	1,910	2,250	44	27		C. ft	229	11	Glasgow....	1877	Iron.
Oruro.....	301·5	33·2	25·1	1,249	1,919	2,500	40	24		Nil.	233	11	Glasgow....	1878	Iron.
Sobo.	345·0	44·0	23·2	2,313	3,652	4,500	58	24	As required.	Nil.	370	12½	Whiteinch..	1899	Steel.
Dahomé.....	300·6	41·0	21·6	1,552	2,470	3,500	40	20		Nil.	333	12	Wallsend...	1891	Steel.
Almeriana...	324·8	40·2	25·1	1,824	2,906	4,302					349	12	Middlesboro'	1889	Steel.

SESSIONAL PAPER No. 10e

Distances.

The distances are given as follows:—from St. John, N.B., to Demerara, B.G., 2,900 miles; from Demerara to St. John, 2,693 miles.

TRAFFIC RETURNS.

Calendar Year.	Number of Passengers Carried.			Tons of Freight Carried.		Live Stock.	Mails.		Subsidy Paid.	
	1st Class	2nd Class	3rd Class	Tons Weight.	Tons Measurement.		Lock Bags.	Tied Sacks		
1907	In.....	2,982		57,162		Not stated.	Not stated.		\$63,510	
	Out.....	3,528		62,625						
	Total.....	6,510		119,787						
1908.....	In.....	756	527	730	32,346	14,795	Nil.	20	1,958	\$63,700
	Out.....	802	538	1,008	3,767	64,359	86	32	1,875	
	Total..	1,558	1,065	1,738	36,113	79,154	86	52	3,833	
	Grand total, passengers.	4,361			Freight...115,267					
1909.....	In.....	791	450	1,135	52,384	4,878	13	75	1,837	\$65,700
	Out.....	782	537	858	10,745	50,075	1,087	171	1,968	
	Total.....	1,573	987	1,993	63,129	54,953	1,100	246	3,805	
	Grand total, passengers.	4,553			Freight...118,082					

The service between Halifax and Jamaica is run under terms of a contract with the Halifax and West India Steamship Company, Limited, of Halifax, N.S., bearing date May 3, 1909, and which expires March 31, 1910. The principal provisions, aside from those common to all contracts, are as follows:—

Period of Contract.

1. 'The contractors having placed on the first day of April last past on the route between Halifax, in the province of Nova Scotia, and Kingston, in the Island of Jamaica, such steamship or steamships as may be approved from time to time by the minister, and having from the said date maintained a regular monthly service, will continue to maintain said service between the said ports, sailing once in each month from Halifax aforesaid, via and calling at Turk's Island, to Kingston, in the Island of Jamaica aforesaid, returning thence and calling at Turk's Island to Halifax aforesaid, the voyage to be completed within one month from the day of sailing from Halifax.

Change in Service.

2. 'The minister reserves the right to make any change or changes in the above service not inconsistent with the vote providing for the payment of the subsidy.

9-10 EDWARD VII., A. 1910

Termination of Contract.

3. 'This contract shall continue in force until March 31, 1910, but shall terminate with the arrival of the steamer at Halifax which left that port in the month of March aforesaid.

Tonnage and Ventilation of Steamer.

4. 'The steamship or steamships engaged in this service shall be fitted with reasonable ventilation to the satisfaction of the Steamboat Inspector, and the contractors agree to make any further alterations in the steamships engaged in the service as may be required by the minister to secure such proper ventilation as will at all times render them suitable for the carrying of fruit and other perishable commodities.

Canadian Trade Commissioners.

5. 'The Canadian Trade Commissioners and their wives and children or Canadian Commercial Agents shall be granted free transportation, meals included, with first-class accommodation, and free transportation for their household effects, upon any steamships employed by the contractors in the performance of this contract when requested so to do by the minister, and when the said commissioner or commercial agent is travelling upon his official duties or being transferred from one official post to another.

Subsidy: \$13,800 per Annum.

6. 'The subsidy is at the rate of thirteen thousand eight hundred dollars (\$13,800) per annum, payable as follows:—On the completion of each monthly round trip ending at Halifax the sum of one thousand one hundred and fifty dollars (\$1,150).

Carriage of Mails.

Clause 8 of the contract provides for the carriage of mails.

Description of Vessels Employed.

NAME.	DIMENSIONS.			TONNAGE.			PASSENGER ACCOMMODATION.			Refrigerator Space.	N.H. P.	Speed
	Length.	Breadth	Depth	Net.	Gross.	Ca- pacity	1st Class.	2nd Class.	3rd Class.			
	Ft.	Ft.	Ft.									
Boston.....	225	33·7	19·7	738	1,168	2,000	10	4		Nil.	119	11
Amanda.....	225·3	33·7	19·1	734	1,170	2,000	18	8	As required.	Nil.	111	11

SESSIONAL PAPER No. 10e

Distances.

The distance between Halifax and Kingston, Jamaica, is given as 1,869 miles.

TRAFFIC RETURNS.

Calendar Year.	No. of Passengers Carried.			Tons of Freight Carried.	No. of Live Stock Carried.	Mails Carried.	Subsidy Paid.		
1907	In.....	323		16,737	Not stated.	Not stated.	\$13,800		
	Out.....	715		29,029					
	Total.....	1,038		45,766					
1908		1st Class.	2nd Class.	3rd Class.	Nil. 490	Lock Bags.	Tied Sacks.	\$13,800	
	In.....	6	57	67		7,635	1		45
	Out.....	61	8	351		18,225	1		53
	Total ..	67	65	418		25,860	2		98
Total passengers.....			550						
1909	In.....	30	48	16	9,366	13	46	\$13,800	
	Out ..	40	31	389	20,307	12	45		
Total		70	79	405	29,673	25	91		
Total passengers.....			554						

215.

ST. STEPHEN, N.B., ST. CROIX RIVER POINTS, DEER ISLAND,
CAMPOBELLO, &c., &c.

DEER ISLAND AND CAMPOBELLO STEAMBOAT COMPANY.

Vote 215.—Steam service during the year 1910, between St. Stephen, N.B., St. Croix River Points, Deer Island, Campobello, and the inner islands, Passamaquoddy Bay and L'Etete or Black Bay.

1909-10	\$3,000
1910-11	\$3,000

This service is performed by the Deer Island and Campobello Steamboat Company, of St. Stephen, N.B., under terms of a contract bearing date June 28, 1909, and which expires on December 31, 1909. The principal provisions, aside from those common to all contracts, are as follows:—

1. 'The contractors having on the first day of January last placed the steamer *Viking* on the route between Le Tete and St. Stephen, both in the province of New Brunswick, have maintained and will continue to maintain until the thirty-first day of December, in the year 1909, the service hereinafter described.

9-10 EDWARD VII., A. 1910

Frequency of Service—Ports of Call.

2. 'From the first day of January to the first of May, and from the first of November to the thirty-first of December, during the continuance of this contract, two round trips each week between Le Tete and St. Stephen, calling en route both going and coming at Back Bay, Lord's Cove, Richardsonville, Leonardville, Wilson's Beach, Welch Pool, Eastport (Maine), Indian Island, Fairhaven and St. Andrews; and from the first of May to the first of November three full round trips each week between the same ports, calling both going and returning at the above-mentioned places; provided, however, that the minister may authorize any change or changes in the services as above defined as may not be inconsistent with the vote governing the payment of the subsidy.

Government Wharfs.

3. 'In consideration of the subsidy herein stipulated, the contractors agree to call at all government wharfs when such is practicable and when such wharfs are available.

Subsidy: \$3,000 per Annum.

4. 'The subsidy is at the rate of three thousand dollars (\$3,000) per annum, payable as follows: The sum of one thousand five hundred (\$1,500) on the first day of July, and the balance, viz., one thousand five hundred (\$1,500) on the completion of the service in each year during the continuance of this contract.

Carriage of Mails.

Clause 6 of the contract provides for the carriage of mails.

Description of Vessel Employed.

The ss. *Viking* was built at Astubula, U.S.A., in 1891, of wood, and registered at St. Andrews, N.B., in 1897; length, 75 feet 3 inches; breadth, 21 feet 1 inch; depth of hold, 6 feet 4 inches; net tonnage, 87; gross tonnage, 128; 17 nominal horse-power; speed, 9 knots.

Distances.

The distances on this route are given as follows:—

	Miles.
St. Stephen to St. Andrews	16
St. Andrews to Fairhaven	8
Fairhaven to Indian Island	4
Indian Island to Eastport	2
Eastport to Welshpool	2
Welshpool to Wilson's Beach	4
Wilson's Beach to Leonardville	3
Leonardville to Richardsonville	2
Richardsonville to Lord's Cove	1
Lord's Cove to Le Tete	5½
Lord's Cove to Back Bay	7

SESSIONAL PAPER No. 10e

TRAFFIC RETURNS.

Calendar Year.	No. of Passengers Carried.	Tons of Freight Carried.	Live Stock.	Mails.	Subsidies Paid.
1907.	9,200	2,530	Not stated.	Not stated	\$ 3,000
1908.	8,392	1,210	Nil	3,232 bags. 3½ sacks.	3,000
1909.	7,124	1,318	Nil	4,980 bags. 78 sacks.	1,500

216.

SYDNEY AND BAY ST. LAWRENCE.

NORTH SHORE STEAMSHIP COMPANY, LIMITED.

Vote 216.—Steam service during the season of 1910, between Sydney and Bay St. Lawrence, calling at way ports.

1909-10	\$6,500
1910-11	\$6,500

This service is performed by the North Shore Steamship Company, Limited, of Sydney, N.S., under terms of a contract bearing date October 21, 1909, and which expired on the close of navigation, 1909. The principal provisions, aside from those common to all contracts, are as follows:—

1. The contractors having on the opening of navigation next preceding the date of these presents, that is to say, as soon as the ice did permit of running, placed their steamer, the *Weymouth*, of 154 gross tons and 106 net tons, on the routes between Sydney and St. Anne's Bay and Bay St. Lawrence, and from that date having maintained and will continue to maintain with the said steamer or the steamer *Aspey*, of 350 gross tons and 200 net tons, or some other steamer satisfactory to the minister, the following service:—

Frequency of Service—Ports of Call.

From the opening of navigation as aforesaid until the 15th day of June, and from the 15th day of October to the close of navigation, that is to say, until the ice will not permit of the running of a steamer over the routes, one full round trip each week between Sydney and St. Anne's Bay, calling both going and returning at North Sydney, Breton Cove, Englishtown and North River; and one full round trip each week between Sydney and Bay St. Lawrence, calling both going and returning at North Sydney, Ingonish, Neil's Harbour, Aspey Bay and Cape North; and from the 15th day of June until the 15th day of October two full round trips each week between Sydney and St. Anne's Bay with calls as above given; and two full round trips each week between Sydney and Neil's Harbour, calling both going and returning at North Sydney and Ingonish, one trip each week to be extended to Bay St. Lawrence with calls at Aspey Bay and Cape North.

Changes in Service.

2. 'The minister may authorize any change or changes in the service as above defined as may not be inconsistent with the terms of the vote providing for the payment of the subsidy.

Termination of Contract.

3. 'This contract shall remain in force to the close of navigation in the present year 1909.

Calls at Government Wharfs.

4. 'In consideration of the subsidy herein stipulated the contractors agree to call at all government wharfs when such is practicable and when such wharfs are available.

Subsidy: \$1,500 per Annum.

5. 'The subsidy is one thousand five hundred dollars (\$1,500), payable one-half, or the sum of seven hundred and fifty dollars (\$750) on the 15th of August, and the balance, or the sum of seven hundred and fifty dollars (\$750), on the completion of the service at the close of navigation in the present year.

Carriage of Mails.

Clause 7 of the contract provides for the carriage of mails.

Description of Vessel Employed.

The ss. *Weymouth*, above referred to, was built at Weymouth Bridge, N.S., in 1890, of wood, and registered at Pictou, N.S., in 1897. Length, 102 feet 7 inches; breadth, 19 feet; depth of hold, 7 feet 6 inches; net tonnage, 96; gross tonnage, 153; 27 nominal horse-power; speed, 10 knots.

Distances.

The distance between terminal points are as follows:—

Sydney to Neil's Harbour, 47 miles.
 Sydney to Bay St. Lawrence, 75 miles.
 Sydney to St. Anne's Bay, 37 miles.

TRAFFIC RETURNS.

Calendar Year.	No. of Passengers Carried.	Tons of Freight Carried.	Live Stock.	Mails.	Subsidy Paid.
1907	2,766	1,567	Not stated.....	Nil.....	\$ 1,500
1908.....	3,863	1,945	183	Nil.....	1,500
1909. In.....	1,325	75
Out.....	1,550	400	Nil.....	Nil.....
Total.....	2,875	475	1,500

217.

SYDNEY AND WHYCOCOMAGH.

BRAS D'OR STEAMBOAT COMPANY, LIMITED.

Vote 217.—Steam service during the season of 1910, between Sydney and Whycomagh.

1909-10	\$1,000
1910-11	\$1,000

This service is performed by the Bras d'Or Steamboat Company, Limited, of North Sydney, N.S., under terms of a contract bearing date June 14, 1909, and which expires on the close of navigation, 1909. The principal provisions, aside from those common to all contracts, are as follows :—

1. The contractors having on the opening of navigation in the year of these presents, that is to say, as soon as the ice did permit of the running of a steamer over the route, placed their steamer, the *Marion*, on the route between Sydney and Whycomagh, and having maintained, will continue to maintain with the said steamer or some other satisfactory to the minister, the following service:—

Frequency of Service—Ports of Call.

1. From the opening of navigation to the 15th June, and from the 15th of October to the close of navigation in each year, two full round trips each week; and from the 15th of June to the 15th of October three full round trips each week, between Sydney and Whycomagh, calling both going and returning at North Sydney, Big Bras d'Or, New Campbellton, Boullarderie, Ross' Ferry, Big Harbour, Hemp Head, Baddeck, Washabuck Centre, Nyanza and Little Narrows.

Change in Service.

2. The minister may authorize any change or changes in the service as above defined as may not be inconsistent with the terms of the vote providing for the payment of the subsidy.

Termination of Contract.

3. This contract shall remain in force until the close of navigation in the present year. (1909).

Government Wharfs.

4. In consideration of the subsidy herein stipulated the contractors agree to call at all government wharfs when such is practicable and when such wharfs are available.

Subsidy : \$2,000 per Annum.

The subsidy is two thousand dollars (\$2,000) payable, one-half, or the sum of one thousand dollars (\$1,000) on the 15th of August and the balance, or the sum of one thousand dollars (\$1,000) on the completion of the service, as herein set forth.

9-10 EDWARD VII., A. 1910

Carriage of Mails.

Clause 6 of the contract provides for the carriage of mails.

Description of Vessel Employed.

The service is now performed by the ss. *Marion*, built at New York in 1876, of wood, and registered at Halifax in 1883; length, 145 feet; breadth, 26 feet 5 inches; depth of hold, 8 feet; net tonnage, 269; gross tonnage, 478; 50 nominal horse power; speed, 11 knots.

Distance.

The distance between Sydney and Whycoomagh is 75 miles.

TRAFFIC RETURNS.

Calendar Year.	Number of Passengers Carried.	Tons of Freight Carried.	Live Stock.	Mails.	Subsidies Paid.
1907.....	4,032	1,241	Not stated.	Nil.	\$1,000
1908.....	4,007	1,242	2,860	Nil.	1,000
1909..... In....	2,110	763	2,920	2,000
Out....	2,386	674	182	Nil.	
Total.....	4,496	1,437	3,102		

218.

VICTORIA AND SAN FRANCISCO.

PACIFIC COAST STEAMSHIP COMPANY.

Vote 218.—Steam service between Victoria and San Francisco.

1909-10	\$3,000
1910-11	\$3,000

This service is in one sense run under the terms of the Act of Confederation, which provided that a steam service should be maintained between Victoria and San Francisco, which, at that time, was the only mode of travel or of transportation of mails; but for some years past the necessity for the service as a mail route has ceased to exist, as letter mails are invariably carried by rail, and only small quantities of newspapers and similar matters are carried by the steamers.

The service at present is run by the Pacific Coast Steamship Company of San Francisco, represented by Messrs. R. P. Rithet & Co., Ltd., Victoria, B.C., under terms of a contract bearing date May 10, 1906, and which expires March 31, 1910. The principal provisions, aside from those common to all contracts, are as follows:—

SESSIONAL PAPER No. 10e

Period of Contract.

1. The contractors having, on or before the first day of July, in the year one thousand nine hundred and five, placed their steamers, the *Queen*, of 2,727 tons; the *City of Puebla*, 2,623 tons, and the *Umatilla*, of 3,069 tons register, on a route between the city or port of San Francisco aforesaid and the city or port of Victoria also aforesaid, and having therewith since that date maintained a regular service between the cities or ports aforesaid, sailing from and returning to each at intervals of not less frequency than seven days, and will continue in like manner to maintain therewith, or with such other steamers as may be approved by the minister, such service until the thirty-first day of March, one thousand nine hundred and ten, unless this contract is sooner terminated under the provisions of section 16 thereof, or unless the said steamers should, prior to that date, discontinue regular calls at Victoria aforesaid, in which case this contract shall thereupon determine and cease to have effect.

Subsidy : \$3,000 per Annum.

The subsidy is at the rate of three thousand dollars (\$3,000) per annum, payable as follows, viz.: Three thousand dollars (\$3,000) on the first day of July next following the date of these presents; two thousand and two hundred and fifty dollars (\$2,250) on the first day of April in the year of one thousand nine hundred and seven; and three thousand dollars (\$3,000) on each succeeding first day of April occurring during the further continuance of this contract.

Carriage of Mails.

Clause 4 of the contract provides for the carrying of mails.

Description of Vessels Employed.

NAME.	DIMENSIONS.			TONNAGE.			PASSENGER ACCOMMODATION.		Refrigerator Space N. H. P.	Speed, Knots.	BUILT				
	Length.	Breadth	Depth.	Net.	Gross.	Capacity.	1st Class.	2nd Class.			At	In	Of		
	Ft.	Ft.	Ft.												
Queen.....	331	38	12	1,672	2,728	2,000	225	125	Nil.	479	14	Philadelphia, Pa....	1882	Iron.	
City of Puebla	320	38	6	26	1,713	2,624	1,800	175	100	Nil.	477	15	Philadelphia, Pa...	1881	Iron.
Umatilla.....	310	40	6	22	2,168	3,070	2,000	165	125	Nil	336	14	Chester, Pa.....	1881	Iron.

9-10 EDWARD VII., A. 1910

Distance.

The distance between Victoria, B.C., and San Francisco, U.S.A., is 750 miles.

TRAFFIC RETURNS.

Calendar Year.	Number of Passengers Carried.	Tons of Freight Carried.		Live Stock Carried.	Mails Carried.		Subsidy Paid.					
1907	In..... 902	4,747		} Nil.	Not stated.		83,000 00					
	Out..... 1,146	2,021										
	Total... 2,048	6,768										
1908	In... 1,801	Weight	Meas.	} Nil.	Lock	Tied	3,000 00					
	Out... 871	4,609	1,000		Bags.	Bags.						
	Total... 2,672	630	230		27						
1909	In..... 1,114	5,239	1,230	} Nil.	79	3,000 00					
	Out... 816							1,538	5,000	Nil.	Nil.	Nil.
	Total... 1,930							625	225	Nil.	Nil.	Nil.
Total	1,930	2,163	5,225									

219 and 220.

VICTORIA, VANCOUVER, WAYPORTS AND SKAGWAY.—VICTORIA AND WEST COAST VANCOUVER ISLAND.

CANADIAN PACIFIC RAILWAY COMPANY.

Vote 219.—Steam service between Victoria, Vancouver, way ports and Skagway.

1909-10	\$12,500
1910-11	\$12,500

Vote 220.—Steam service between Victoria and West Coast Vancouver Island.

1909-10	\$5,000
1910-11	\$5,000

This service is performed by the Canadian Pacific Railway Company under terms of a contract bearing date July 29, 1908. This contract expired March 31, 1909, but was extended by Articles of Agreement dated May 1, 1909 for one year more, until March 31, 1910.

The principal provisions, aside from those common to all contracts are as follows:—

1. The contractors having prior to the first day of April last past placed steamers necessary to properly perform the services hereinafter specified, and of a class as

SESSIONAL PAPER No. 10e

regards size, speed and equipment satisfactory to the minister; and having from that date, and will hereafter during the continuance of this agreement, run the same on and over the routes, and in the manner as follows, viz. :—

Route A.—Between Victoria and Vancouver, in the province of British Columbia, and Skagway, Alaska.

Route B.—Between Victoria and Vancouver aforesaid, and Naas Harbour and Skidegate, also in the province of British Columbia, calling on all voyages at intermediate ports or places as hereinafter enumerated.

Route C.—Between Victoria aforesaid, and Ahousset, or Mosquito Harbour, Quatsino and Cape Scott, also in the province of British Columbia, calling on all voyages at intermediate ports or places as hereinafter enumerated.

Frequency of Service.—Route A.

2. *Over route A.*—There shall be run four complete round trips during each of the months of June, July, August, September and October, in each year covered by this agreement; and not less than three complete round trips each month during the months of March, April and May; and two complete round trips during each of the months of November, December, January and February in each year covered by this agreement. The days of sailing from Victoria and Vancouver shall be such as are approved by the minister, and in event of change such change shall be duly advertised at least two weeks in advance.

Frequency of Service and Ports of Call.—Route B.

3. *Over route B.*—There shall be run two complete round trips each month during the continuance of this agreement, calling on all trips both ways, weather permitting, at Sointula, Wadhams, Hartley Bay, Claxton, Oceanic, Alert Bay, River Inlet, Bella Bella, Metlakatla, Arrandale, Namu, Lowe Inlet, Balmoral, Inverness, Kincolith, Port Hardy, China Hat, Kitkatla, North Pacific Cannery, Dominion Cannery, and Quathiaski Cove to Naas Harbour, and at such other ports or places as the minister may require or direct; calling once each month at Skidegate and Bella Coola alternately; also calling on all trips one way only at Aberdeen; also calling at Port Simpson and Port Essington when required for passengers or freight. It is understood that as Naas Harbour is a tidal harbour and the calling there would at times involve considerable delay, under such circumstances calls may be made at Port Nelson or Arrandale instead.

Frequency of Service and Ports of Call.—Route C.

4. *Over route C.*—There shall be run during the continuance of this agreement in the months of April to September inclusive in each year, four complete round trips as follows: Two from Victoria to Ahousset or Mosquito Harbour only; one to Ahousset or Mosquito Harbour and Quatsino; and one to Ahousset or Mosquito Harbour, Quatsino and Cape Scott; and in the remaining months in each year three complete round trips from Victoria to Ahousset or Mosquito Harbour and return, one of which to be continued to Cape Scott, calling both ways on all trips run over this route, weather permitting, at Port Renfrew, New Alberni, Alberni, Ueluelet, and Clayoquot, and on one trip in each month at Hesquiat, Friendly Cove, Nootka Sound, Nuchatlitz, Kyuquot, Winter Harbour, Fregon, also when necessary at Coal Harbour and Yreka Mine; and on all trips at such other intermediate ports or places as the minister may require or direct. On outward trips only, steamers employed in carrying out the provisions of this contract, especially with reference to Route A. will have the privilege of calling at American ports in Alaska, anything in section 13 to the contrary notwithstanding.

Termination of Contract.

5. This agreement shall remain in force and have effect until the thirty-first day of March, 1909, unless sooner terminated by mutual consent or under the provisions of section 1^o hereof, or unless extended for one year from such date at the option of the minister.

Carriage of Mails.

Clause 7 of the contract provides for the carriage of mails.

Subsidy: \$17,500 per Annum.

Subsidy is payable at the rate of seventeen thousand and five hundred dollars (\$17,500) per annum, that is to say, for the due performance of the services over the routes A and B as above enumerated in sections 1, 2 and 3, at the rate of twelve thousand five hundred dollars (\$12,500) per annum; and over the route C as above, at the rate of five thousand dollars (\$5,000) per annum, payable in quarterly instalments on the first day of each of the months of October, January, April and July in each year covered by this agreement, and three thousand one hundred and twenty-five dollars (\$3,125) for services A and B, and of one thousand two hundred and fifty dollars (\$1,250) for service C;

An agreement, supplementary to the Articles of Agreement dated May 1, 1909, provides that the ports of call on the services A, B, and C, as under the old contract be and are hereby rescinded and the following substituted in lieu thereof, viz:—

Route A.

Vancouver, Port Essington, Prince Rupert, Port Simpson and in Alaska at Ketchikan and Skagway.

Route B.

Semi-monthly calls at Vancouver, Campbell River, Quathiaski Cove, Alert Bay, Seintula, Hardy Bay, Beaver Cannery, Schooner Passage (summer only), Wadhams, Strathcona, Good Hope, Brunswick, Kildalla, Rivers Inlet, Kamu, Bella Bella, China Hat, Swanson Bay, Hartley Bay, Lowe Inlet, Claxton, Port Essington, Oceanic, Inverness, Prince Rupert, Metlakahtla, Port Simpson, Arrandale, Kincolith, Naas Harbour; and once each month at Kitkatla and alternately at Bella Coola and Kitmaat.

Route C.

Four complete round trips each month from April to September inclusive. During the summer, sailings to be every Tuesday, viz:—Two trips from Victoria to Clayoquot and Way Ports; one trip from Victoria to Quatsino including Clayoquot and Way Ports and one trip from Victoria to Holberg including Quatsino, Clayoquot and Way Ports.

Ports of call to be as follows:—Victoria, Port Renfrew, Carmanah, Claoose, Bamfield, New Alberni, Sechart, Ucluelet, Clayoquot, Christie School, Ahousaht, Hesquot, Friendly Cove, Whaling Station, Kyuquot, Winter Harbour, Quatsino and Holberg.

If sufficient business offers, calls will be made at Dodge's Cove, Uchucklesit, Port Hughes and Neuchatlitz.

SESSIONAL PAPER No. 10e

Description of Vessels Employed.

NAME.	DIMENSIONS.			TONNAGE.			PASSENGER ACCOMMODATION.				N. H. P.	Speed, Knots.	BUILT		
	Length.	Breadth.	Depth.	Net.	Gross.	Capacity.	1st Class.	2nd Class.	3rd Class.	Refrigerator Space.			A.	In	Of
Princess Charlotte..	330·0	46·7	23·7	1,999	3,844	500	274	795·20	Glasgow	1908	Steel.	
Princess Victoria..	300·0	40·5	15·2	428	1,943	400	168	60	434·20	North Shields..	1903	"	
Princess Ena..	195·1	38·2	14·8	827	1,368	250	75·12	Garston, Eng..	1907	"	
Princess May	249·0	33·2	17·7	892	1,717	500	160	..	70	..	287·15	Newcastle-on-Tyne	1888	"	
Princess Beatrice..	193·4	37·4	15·2	635	1,290	250	100	190·15	Victoria, B.C..	1903	Wood	
Princess Royal..	228·0	40·0	16·6	981	1,997	450	154	60	302·15	..	1907	"	
Charmer.....	200·0	42·0	12·9	497	1,044	300	90	188·13	San Francisco, U.S.	1886	Steel.	
Amur.....	216·0	28·1	11·2	370	907	300	60	..	60	..	170·12	Sunderland.....	1890	"	
Otter.....	128·0	24·5	11·0	232	366	250	64	..	60	..	24·10	Victoria, B.C..	1900	Wood	

Distances.

The distances between terminal ports are as follows:—

Victoria to Skagway, 987 miles; Victoria to Quatsino and Cape Scott, 478 miles.

Routes A and B.

TRAFFIC RETURNS.

Calendar Year.	Number of Passengers Carried.	Tons of Freight Carried.	Live Stock.	Mails.	Subsidies Paid.
1907.....	North... 5,448 South... 5,758	12,154 5,523	Not stated.....	Not stated.....	For all routes, A B and C.
	Total...11,206	17,677			\$ 17,500
1908.....	28,025	23,446	264	13,281	4,375
1909.....	Statistics not received in time for publication.....				17,500

Route C.

Calendar Year.	Number of Passengers Carried.	Tons of Freight Carried.	Live Stock.	Mails.	Subsidies Paid.
1907.....	North... 2,868 South... 3,169	5,102 3,897	Not stated.....	Not stated.....	See above.
	Total...6,037	8,999			
1908.....	5,696	10,480	151	745	See above.
1909.....	Statistics not received in time for publication.....				

221.

AUTHORIZED BY STATUTE.

(63-64 Victoria, chapter 9.)

CANADA, CHINA, AND JAPAN.

CANADIAN PACIFIC RAILWAY COMPANY.

Vote 221.—Additional for Canada, China and Japan services.

1909-10	\$48,666.66
1910-11	\$48,666.66

This service is run under contract between the Imperial government and the Canadian Pacific Railway Company, bearing date October 12, 1908, covering a period of service from April 7, 1908 to April 6, 1911.

Aside from the usual requirements, the present contract provides among other things as follows:—

Frequency of Service—Terminal ports.

2. 'Subject to the provisions of this agreement the company shall and will during the continuance of this agreement at their own costs and charges in all respects convey or cause to be conveyed once in every three weeks during the summer season, and once in every four weeks during the winter season in each direction all mails which the postmaster general or any of his deputies, officers, servants or agents shall from time to time require to be conveyed in either direction between Liverpool in England and the port of Hong Kong in China and between the several ports and places en route hereinafter specified. Such conveyance shall be effected by way of Halifax, St. John, Quebec or Rimouski (as hereinafter provided) in the Dominion of Canada and the port of Vancouver in the same Dominion, and shall be effected between Halifax, St. John, Quebec or Rimouski (as the case may be) and the said port of Vancouver by means of railway trains and between Liverpool and Halifax, St. John, Quebec or Rimouski (as the case may be) and between the said port of Vancouver and the said port of Hong Kong by means of mail ships. All such trains and mail ships respectively shall be provided by the company and such conveyance shall be conducted throughout as one continuous and complete service, and the company shall be responsible for the safe conveyance and delivery of the mails by means of such trains and mail ships.

Summer and Winter Ports in Canada.

3. 'Subject to the provisions of this agreement all mails to be conveyed by the company in pursuance of the agreement by means of railway trains shall be conveyed over the railways of the company during the summer season from and to Quebec or Rimouski direct to and from the mail ships to be despatched from and to arrive at the said port of Vancouver; and during the winter season from and to Halifax or St. John direct to and from the said mail ships at the said port of Vancouver.

SESSIONAL PAPER No. 10e

Manner of Conveyance of Mails.

5. 'Subject to the provisions of this agreement, the conveyance of the mails between Liverpool and Hong-Kong shall be effected by the company in the following manner:—

(1) 'On the journey from Liverpool to Hong-Kong, one of the mail ships shall put to sea from Liverpool at the time appointed by the Postmaster General, and shall proceed on her voyage to Halifax, St. John, Quebec or Rimouski (as the case may be). At Halifax, St. John, Quebec or Rimouski (as the case may be) the company shall transfer the mails to one of the trains to be provided by the company. The said train shall then forthwith start and shall proceed to the said port of Vancouver, stopping at such places as the company shall appoint. At the said port of Vancouver the company shall transfer the mails to one of the mail ships, which shall then forthwith put to sea, and proceed on her voyage to Hong-Kong, touching or calling at the several ports or places hereinafter mentioned.

(2) 'On the journey from Hong-Kong to Liverpool: The service above described shall be reversed and the mails conveyed in manner aforesaid (*mutatis mutandis*) in the contrary direction.

(3) 'On both journeys: The company shall at each of the ports hereinafter specified at which the mail ships shall call or stop or from which they shall start, and at each of the places at which trains shall stop or from which they shall start, accept such mails as shall under the provisions hereof be there tendered to them for conveyance, and deliver thereat such mails as shall under the provisions hereof have been entrusted to them for such delivery.

Ports of Call in China and Japan.

6. On the voyages in both directions between Vancouver and Hong-Kong the mail ships shall call at Yokohama and Shanghai, and may also (at the option of the company) call at the ports of Victoria, Nagasaki, Shimidzu and Hiogo (Kobe), and at Amoy or other China or Japan ports.

Contract Time for the Conveyance of Mails.

7. 'All mails to be conveyed under the provisions of this agreement by such trains and mail ships respectively as aforesaid from Liverpool to the port of Hong-Kong, or from Hong-Kong to Liverpool, shall be so conveyed by the company during the continuance of this agreement within the complete and entire periods next hereinafter mentioned (that is to say) when the conveyance shall be by way of Quebec or Rimouski within a total period of 818 hours, and when the conveyance shall be by way of Halifax or St. John within a total period of 853 hours, which said periods respectively shall be calculated in the manner hereinafter mentioned or specified, and shall respectively include all stoppages of the mail ships and trains.

Conveyance of Mails between United Kingdom and Canada.

11. 'In addition to the services above described the company shall, without further payment than the subsidy hereinafter mentioned, convey by any of their steamships or other vessels plying between any port or ports in the United Kingdom and any port or ports in the Dominion of Canada any mails which the Postmaster General may tender for conveyance by such vessels between any ports or places (including ports of departure and destination) on the routes thereof respectively.

9-10 EDWARD VII., A. 1910

Subsidy: £45,000 per annum.

39. 'In consideration of the covenants and agreements herein contained and on the part of the company to be observed and performed, and of the due and faithful performance by the company of all the services under this agreement, there shall be payable to the company during the continuance of this agreement (out of such aids or supplies as may from time to time be appropriated by parliament for that purpose) a yearly subsidy or sum after the rate of £45,000 per annum, or (in the event of any such default or failure as hereinafter mentioned) so much of the said subsidy or sum as shall remain payable in respect of any year after making such deductions therefrom (if any) as hereinafter in that behalf mentioned in respect of any such default or failure.

Deductions from Subsidy.

40. 'If at any time the company fail to provide a mail ship at the port of Liverpool or Hong-Kong, ready to put to sea, on and at the appointed day and hour, or if such mail ship fail to start or put to sea on and at the appointed day and hour or so soon thereafter (regard being had to practical considerations) as the anchor of the mail ship can be weighed or the ship loosed from her moorings, then and so often as any such default shall happen there shall be deducted from the subsidy which would in the absence of any such default be payable to the company for the current year the sum of £500, and also the further sum of £100 for every successive 24 hours which shall elapse until such mail ship actually starts or proceeds to sea on the appointed voyage in pursuance of this agreement. Provided always that the total amount of the sums deducted as last aforesaid shall not in the aggregate exceed by a sum greater than the sum of £500, that part of the said subsidy of £45,000 for the current year which shall be applicable to the whole journey, reckoned from the port of departure to the port of arrival, in respect of which default shall have been made.

41. If at any time or times the mails shall not be conveyed from Liverpool to Hong-Kong or from Hong-Kong to Liverpool as aforesaid within the respective periods of transit hereinbefore stipulated in that behalf, then and so often as the same shall happen there shall be deducted from the subsidy, which but for this provision would have been payable to the company for the current year a sum of £100 for every complete period of 12 hours by which the time actually occupied in the conveyance of such mails shall have exceeded the period of transit hereinbefore stipulated in that behalf respectively. Provided always, that the total amount of the sums deducted in respect of any such default or failure as hereinbefore mentioned in the delivery of mails shall not exceed that part of the said subsidy of £45,000 for the current year, which shall be applicable to the journey in respect of which such default or failure occurs.

Provided, also that no such deductions as in this clause mentioned shall be made in respect of any such default or failure as aforesaid if the company shall prove to the satisfaction of the Postmaster General that such default or failure arose from any cause or causes altogether beyond the control of the company.

Manner and Time of Subsidy Payments.

42. (1) 'Subject to the provisions herein contained, the said subsidy shall be paid by equal quarterly payments on or as soon as conveniently may be after the days hereinafter in this article mentioned.

(2). 'All accounts in relation to the said subsidy, and any deduction therefrom or additions thereto as hereinbefore provided shall be made out and settled quarterly up to and on or as soon as conveniently may be after the 31st day of March, the 30th day of June, the 30th day of September and the 31st day of December in each

SESSIONAL PAPER No. 10e

year, and the amount or balance (if any) which shall be justly due to the company on each such quarterly account shall be paid by the Postmaster General out of such aids or supplies as aforesaid upon the settlement of such account; and for the purposes of such accounts, and subject as aforesaid the said yearly subsidy of £45,000 or any increased or decreased subsidy which may become payable under or by virtue of any of the provisions herein contained shall be deemed to accrue from day to day subject to the liability of the same to be altered by such additions or deductions as aforesaid.

Termination of Agreement.

44. This agreement shall be deemed to have commenced on the 7th day of April, 1908, and shall continue in force until the 6th day of April, 1911, and shall then absolutely determine.

Canadian Proportion of Subsidy.

Of the above-mentioned subsidy of £45,000 per annum. Canada contributes £25,000, and Great Britain £20,000.

Description of Vessels Employed.

NAME.	DIMENSIONS.			TONNAGE.			PASSENGER ACCOMMODATION.			Refrigerator Space.	N. H. P.	Knots, speed.	BUILT.			
	Length.	Breadth.	Depth.	Net.	Gross.	Capacity.	1st Class.	3rd Class.	4th Class.				At	In	Of	
	Ft.	Ft.	Ft.							Cu. Ft.						
Empress of India.	455·6	51·2	33·1	3,032	5,934	3,000	200	40	1,000	Nil.	1,167	15	Barrow	1891	Steel.	
Empress of China.	455·6	51·2	33·1	3,046	5,947	3,000	200	40	1,000	Nil.	1,167	15	Barrow	1891	Steel.	
Empress of Japan.	455·6	51·2	33·1	3,039	5,940	3,000	200	40	1,000	Nil.	1,167	15	Barrow	1891	Steel.	

Distances.

The distances from—

	Mil. s.
Vancouver to Yokohama is.....	4,283
Yokohama to Kobe is.....	346
Kobe to Nagasaki is.....	384
Nagasaki to Woosung is.....	448
Woosung to Hongkong is.....	810
Total—Vancouver to Hongkong.....	6,271

9-10 EDWARD VII., A. 1910

TRAFFIC RETURNS.

Calendar Year	Number of Passengers Carried.			Tons of Freight Carried.		Live Stock.	Mails.		Subsidy Paid.
	1st Class.	3rd Class.	4th Class.	Weight	Meas.		Lock Bags.	Tied Sacks.	
1908.... In....	706	622	6,242	12,256	29,018	Nil. Nil.	7,690	Nil.	} \$ 108,770 00
Out....	576	245	3,943	9,040	13,092		18,043	Nil.	
Total....	1,282	867	10,185	21,296	42,110	25,733			
1909.... In....	583	607	4,868	12,659	Nil.	Nil.	} 18,158	7,382	\$ 121,301 64
Out....	523	160	3,371	14,053					
Total....	1,106	767	8,239	26,712					

222.

Vote 222.—Allowance for probable variation in agreements and for additional services.

1909-10	\$10,000
1910-11	\$10,000

ST. JOHN AND ST. ANDREWS.

MARITIME STEAMSHIP COMPANY, LTD.

\$1,000.

The full amount of the subsidy for this contract having been authorized by order in Council out of the Miscellaneous Vote (*see page 5*), the St. John-St. Andrews vote is not specifically mentioned in the Main Estimates for 1910-11.

This service is performed by the Maritime Steamship Company, Limited, under contract dated August 14, 1909, which expires on March 31, 1910. The principal provisions of the contract are as follows:—

Service and Ports of Call.

1. The contractors having, on the first day of May next preceding the date of these presents, placed the steamer *Granville*, renamed *Connors' Bros.*, which steamer is described as being 97 feet long, 21 feet 6 inches wide, and of a depth of 9 feet, gross tonnage of 123.47, with a cubic capacity under deck of about 6,500 feet, and a speed of 10 knots, on a route hereinafter described, and will carry on and maintain by means of the said steamer *Granville*, renamed *Connors' Bros.*, a regular steamship service between the city of St. John and the town of St. Andrews, in the province of New Brunswick, calling at Dipper Harbour, Beaver Harbour, Black Harbour and Back Bay, as hereinafter described. And the contractors hereby further agree to furnish

SESSIONAL PAPER No. 10e

such other steamship or steamships as may be necessary from time to time, which steamships shall be subject to the approval of the minister. The service shall consist of one round trip per week, as follows:—

Yearly Arrangement.

Leave St. John for St. Andrews Saturday mornings, calling at Dipper Harbour, Beaver Harbour, Black's Harbour and Back Bay.

Returning leave St. Andrews Wednesday mornings for St. John, calling at Back Bay, Black's Harbour, Beaver Harbour and Dipper Harbour.

Calls at Government Wharfs.

2. In consideration of the subsidy herein stipulated, the contractors agree to call at all government wharfs when such is practicable and when such wharfs are available.

Termination of Contract.

3. This contract shall remain in force until the 31st day of March, 1910, unless sooner terminated under the provisions of section 18 of this contract.

Subsidy: \$1,000 per Annum.

4. The subsidy is at the rate of \$1,000 per annum, payable as follows: On the first of October of the year of these presents the sum of \$500; and on the 31st day of March, 1910, on the completion of the service herein contracted to be performed the further sum of \$500.

Carriage of Mails.

Clause 6 of the contract provides for the conveyance of mails.

Description of Vessel Employed.

NAME.	DIMENSIONS.			TONNAGE.		N.H. P.	Speed	BUILT.		
	Length.	Breadth	Depth.	Net.	Gross.			At	In	Of
	Ft.	Ft.	Ft.				Knots			
Granville, <i>renamed</i> Connors Bros.	97	21.6	9	49	134	30	10	Shelburne, N.S.	1904	Wood

Distances.

TRAFFIC RETURNS.

Calendar Year.	Passengers Carried.	Tons of Freight Carried.	Live Stock.	MAILS.		Subsidy Paid.
				Lock Bags.	Tied Sacks.	
May 1 to Dec. 31, 1909.						
In.	400	1,294	Nil.	Nil.	Nil.	\$ 500
Out.	473	1,378				
Total	873	2,672				

AUTHORIZED BY STATUTE.

(7-8 Edward VII., Chapter 68.)

CANADA AND FRANCE.

H. AND A. ALLAN.

This service is performed by Messrs. H. and A. Allan, of Montreal, under terms of a contract bearing date the 28th April, 1908, to continue for a period of one year. This contract was extended on January 2, 1909, until the opening of navigation in 1910, with the proviso that in the event of an amendment to 7-8 Edward VII, Chapter 68, granting authority for any change in the contract herein referred to, and a new contract being entered into before the opening of navigation, 1910, for a service between Canada and France, this renewal will cease and have no effect from the date such new contract takes effect. The principal provisions, aside from those common to all contracts, are as follows:—

Service—Speed.

1. The contractors owning and controlling in their capacity aforesaid, the steamships *Laurentian*, *Pomeranian*, *Sardinian* or *Buenos Ayrean*, will establish upon the opening of navigation in the year of the date of these presents (and with the assistance of such other steamships as may be approved by the minister) and from that time maintain for a period of one year a regular direct steamship service between a port or ports in the Dominion of Canada and a port or ports in France, with the option upon the part of the contractors of extending each eastbound voyage to a port or ports in Great Britain as hereinafter defined with not less than three steamships, each of which shall not be less than 3,000 tons gross register, with a carrying capacity of 4,500 tons available for agricultural products, merchandise and all other kinds of freight, each of which shall also be fitted with such amount of cold storage accommodation and under such regulations as the minister may require, and thereafter during the continuance of this contract to be at all times subject to the approval of the minister. The speed of the said steamers at sea when loaded and while so employed shall be during the term of this contract a minimum of not less than ten knots per hour, such steamers to be fully equipped in the most approved and modern style.

Ports of Call.

2. It is understood and agreed that during the season of open navigation on the River St. Lawrence covered by this contract, the terminal ports in Canada shall be Montreal or Quebec, and during the season of closed navigation on the St. Lawrence such terminal ports shall be Halifax or St. John, at the contractors' option, subject to the approval of the minister; and it is understood and agreed that the ports of call in France upon each eastbound and westbound trip shall be Cherbourg or Havre, or both, at the option of the contractors, and each eastbound trip to be extended at the option of the contractors to a port or ports in Great Britain; provided, however, that in any event the first port of call after leaving Canada shall be a port in France and that the last port of departure for Canada shall also be a port in France.

SESSIONAL PAPER No. 10c

Frequency of Service.

3. 'It is understood and agree that the number of round voyages from France to Canada and return as herein stipulated during the continuance of this contract shall not be less than eighteen yearly; that is to say, that during the months of May to November, inclusive, in each year there shall be run not less than two full round voyages each month and during the remaining months of December to April, inclusive, the remaining voyages shall be performed; such service to be regular and uninterrupted with sailings on such fixed dates as may be approved of by the minister, and such dates shall be by the contractors regularly advertised at least two weeks in advance of every such sailing. It is further understood and agreed that at the option of the contractors the number of round voyages from France to Canada and return as herein stipulated may be increased to a maximum of 24 per annum, such additional voyages, if run, to be run regularly with sailings on such fixed dates as may be approved by the minister, and such dates shall be by the contractors regularly advertised as hereinbefore provided.

Subsidy : At the rate of \$100,000 per Annum for 18 voyages, but not to exceed \$133,333.33 per Annum.

4. The subsidy is at the rate of one hundred thousand dollars (\$100,000) per annum, based upon and for the service of eighteen full round voyages, and so in proportion for the increased service also herein provided for; provided, however, that the total amount of subsidy to be claimed or paid for the one year's service shall not exceed the sum of one hundred and thirty-three thousand three hundred and thirty-three dollars and thirty-three cents (\$133,333.33), such subsidy being payable in quarterly instalments on the first day of each of the months of July, October, January and April, occurring during the continuance of this contract; provided also that it is the true intent and meaning of these presents that the contractors shall have no claim to payment of any instalment of subsidy or any part thereof unless up to the time of such instalment becoming due, as herein stipulated, the service herein described and defined has been fully and faithfully performed, and unless all the provisions and stipulations as to freight and freight rates and dates of sailing have been in all respects faithfully observed and carried out according to the true intent and meaning of these presents; it being understood and agreed that, in the event of any of the said steamers being at any time so disabled as to necessitate their being docked for repairs, the failure to perform the terms of this contract during such accident and the time reasonably occupied in such repairs, shall not be taken as a default or breach of the stipulations of this contract, or subject the contractors to deductions from the amount of subsidy, if any, payable for any voyage delayed in consequence of such docking for such repairs, but there shall be no claim for nor payment of any subsidy in respect of any voyage not actually performed.

Freight Rates.

6. 'It is hereby agreed that the rates charged for freights to or from any Canadian port included in this contract shall not exceed the rates charged by regular passenger steamers to or from New York, Boston and Portland, to or from the port of Havre, and the minister may at any time, if he deem it advisable, and after sufficient notice to the contractors, revise the rates to be charged on all classes of goods, such revision to be in all cases consistent with a fair and sufficient remuneration for the services performed by such steamers, and the contractors shall carry between the ports hereinbefore named, on all voyages of the said steamships employed under the terms of this contract, all freights that may be offered or that can be reasonably

9-10 EDWARD VII., A. 1910

procured at rates which shall not be in excess of the aforesaid rates, and in no case shall any discrimination be made as regards rates or otherwise, directly or indirectly against Canadian merchants or shippers, who shall always have precedence for their freight and goods over all other merchants and shippers.

Freight booked to Halifax or St. John to be delivered to Intercolonial Railway.

7. It is hereby agreed by the contractors that, as the aid herein expressed and provided for by the government is for the express purpose of encouraging the development of Canadian trade and the transportation of Canadian goods through Canadian channels, the company accepts the aid on these conditions, and agrees that all freight booked or carried by the said steamships from a port in France, and during the time these ships make Halifax or St. John their terminal port, shall, when not otherwise routed by shippers or consignees, be delivered to the Intercolonial Railway at Halifax or St. John for shipment to final destination in Canada, providing that the rates demanded by the Intercolonial Railway shall not be in excess of the rates charged by any other railway company from said ports to final destination in Canada.

Passengers for Quebec and Maritime Provinces to be delivered to Intercolonial Railway at Halifax—Freight for France to be carried by Intercolonial Railway.

Contractors are to hand over to the Intercolonial Railway at Halifax passengers for points in the maritime provinces or the province of Quebec, providing the routing of such passengers is controlled by the contractors, and that they are not otherwise routed. It is further agreed that the contractors, through their agents in Canada shall use all and every effort to have all such freight for export as may be secured by them for a port in France at which the subsidized line may call, delivered to the Intercolonial Railway at Montreal.

Carriage of Mails.

Clause 9 of the contract provides for the carriage of mails.

Calls at Foreign Ports.

15. The steamers employed in carrying out the provisions of this contract shall not on any voyage, either outwards or homewards, call at any foreign port not specified in this contract.

Description of Vessels Employed.

NAME.	DIMENSIONS.			TONNAGE.			PASSENGER ACCOMMODATION.			Refrigerator Space.	N. H. P. Speed, knots.	BUILT				
	Length.	Breadth.	Depth.	Net.	Gross.	Capacity.	1st Class.	2nd Class.	3rd Class.			Cu. Ft.	At	In	Of	
																Ft.
Corinthian.	430	54	2 23	2	4,016	6,270	5,146	32	170	800	12,732	417	12	Belfast.	1900	Steel
Stilian.	430	54	2 28	2	3,963	6,229	5,157	32	170	800	14,966	412	12	Belfast.	1899	Steel
Sardinian.	400	42	3 34	6	2,788	4,349	4,324	Nil.	147	424	7,500	316	11	Greenock.	1875	Iron.
Pomeranian.	381	43	8 33	1	2,700	4,207	3,127	Nil.	129	548	16,211	316	11	Hull	1882	Iron.

SESSIONAL PAPER No. 10e

The distance between Havre and Halifax is given as 2,705 miles; between Havre and Montreal as 3,041 miles.

The traffic during the calendar years 1907 and 1908 is stated by the contractors to be as follows:—

TRAFFIC RETURNS.

Calendar Year.	Number of Passengers Carried.		Tons of Freight Carried.		Live Stock.	Mails.	Subsidies Paid.	
1907	East	1,078	9,440		Not stated.	Not stated.	\$111,111.00	
	West	3,612	15,033					
	Total	4,690	24,473					
		Second Class.	Third Class.	Weight.	Meas.			
1908		1,056	1,813	19,231	5,534	Nil.	1 bag.	\$136,110.98 (For Calendar year 1908).
1909	(East	704	1,463	6,749	5,741	Nil.	15 bags.	
	(West	412	410	8,215	4,147			
	Total	1,116	1,873	14,964	9,888		16 bags.	

SOME CLAUSES COMMON TO ALL CONTRACTS.

NOTE.—Some of the principal sections common to all contracts, and as such hereinbefore frequently referred to, read as follows:—

Proof of Performance of Service to be Furnished.

The contractors shall furnish and establish at their own expense the necessary agents required for the efficient performance of this contract, and shall with diligence, as soon after the completion of each voyage as may be, furnish to the minister full and complete copies of the manifests of the cargoes and lists of passengers carried on each voyage, duly certified by the proper officers of customs, and also such other documents, information and evidence as may be reasonably required by the minister to show the volume, extent and value of the trade carried on by the said steamers, and the full performance on their part of the services, requirements and conditions of this contract in order to enable him to judge as to whether the terms of this contract have been or are being fully and faithfully carried out and complied with, within the true intent and meaning thereof, and his decision in that respect shall be binding, final and conclusive; and the furnishing of such certificates, documents and evidence as hereinbefore specified shall be a condition, precedent to the payment of the subsidy herein provided for, or any portion thereof, and if in the opinion of the minister, all the terms of this contract have not been fully complied with by the contractors he may deduct from the subsidy otherwise payable such portion thereof as he may deem fit and proper, taking into consideration all the circumstances con-

9-10 EDWARD VII., A. 1910

nected therewith, and the contractors shall at all times during the continuance of this contract well and faithfully abide by and conform to all such requirements as may be made by the minister with regard to the said steamers in the performance of this contract.

Equipment of Steamers.

The steamers to be employed as herein specified, shall at all times during the continuance of this contract be fully seaworthy, well-officered, manned, victualled, equipped, provided and furnished, having regard to the service which the contractors have hereby undertaken to perform; and shall have ample and suitable accommodation for the passengers, mails and freights to be carried over the routes specified; and shall, at all times, carry boats and life-saving appliances in compliance with the law, and shall be in all respects subject to the approval of the minister.

Accommodation for Mails.

The said steamers shall be provided with sufficient and convenient accommodation and protection for all such mails, to the satisfaction of the Honourable the Postmaster General of Canada for the time being, and the contractors shall further take all reasonable and necessary precautions for the protection of such mails while upon the said steamers or while in the contractors' charge or custody, from loss, damage or injury in any way, and the contractors shall be responsible for any loss or damage thereto caused by negligence or want of proper care or accommodation on the part of the contractors, their agents or servants, or on the part of the officers, employees or crew on board the said steamers, and this without regard to any question as to the legal liability of the Postmaster General to the owners of the articles of mail matter contained in such mails for damage or loss sustained in transit.

Definition of term 'Mails.'

The expression "mails" for the purpose of this contract shall be deemed to mean and include all boxes, bags, baskets or packets of or containing letters, post cards, newspapers, parcels, books, or printed papers, and all other articles which under the Post Office Act and postal regulations for the time being in force are transmissible by post in Canada, without regard to place either of origin or destination, and also all empty bags, empty boxes and other receptacles, stores and articles used or to be used in carrying on the post office service, or which shall ordinarily be sent by or to or from the post offices.

No Letters except H.M. Mails to be Carried.

The contractors shall not, nor shall any of their agents or servants, or officers or crew of the said steamers receive or permit to be received on board of the said steamers any letters for conveyance other than those contained in His Majesty's mails, or which are or may be privileged by law, nor the mails of any other country, except such as are specified by the Postmaster General of Canada, for the time being.

Government Officials to be Carried Free of Charge.

The Honourable the Postmaster General of Canada, or the Honourable the Minister of Trade and Commerce for the time being, or any inspector or officer of the Post Office Department or of the Department of Trade and Commerce, who may in the execution of his duty travel in the said steamers, shall be carried free of charge.

SESSIONAL PAPER No. 10e

Proper Accounts to be Kept.

The contractors shall keep full and proper accounts of and in connection with the working of this service, and shall keep such accounts separate and distinct from any other accounts of or connected with other branches of their business; and in any contingency which, in the opinion of the minister, may render such a course necessary, the contractors shall allow any officer or officers named by the minister free access to such accounts and all books, papers and documents connected therewith.

Substitutes for Disabled Steamers.

It is understood that if the said steamer shall be by peril of the sea or other unavoidable casualty, lost, destroyed or temporarily disabled from performing the voyages herein agreed to be performed according to the true intent and meaning of these presents, the contractors may in such case as soon as reasonably may be, having regard to the circumstances, replace the said steamer by another of equal class, speed, equipment, character and capacity to the satisfaction and approval of the minister in case the said steamer has been only temporarily disabled, and continue the service herein contracted for with such substituted or repaired steamer with as little delay as possible under all circumstances.

Freight and Passenger Tariffs—Proof of Performance of Service to be Furnished.

The contractors shall carry on each steamer running under this contract, according to its capacity, on all voyages, all the freight and passengers which may be reasonably offered or obtained, and at tariff rates, both as to passengers and freight, which may be from time to time approved by the minister; and the contractors shall furnish to the minister such documents, information and evidence as may be required by the minister, to show the volume, extent and value of the trade carried on by the said steamer, and such customs certificates, documents and evidence as may be necessary or as may be required by the minister to prove the performance of the service herein contracted for, and to enable the minister to judge as to whether this contract is being carefully and faithfully carried out and performed and the furnishing of such certificates, documents, information and evidence, as hereinbefore specified, shall be a condition precedent to the payment of the subsidy herein provided for or any portion thereof.

Deductions from Subsidy—Time-tables to be Furnished—Docking Disabled Steamers.

Provided, however, that it is the true intent and meaning of these presents that no amount or instalment of subsidy shall be payable or be paid at any time, unless it appears to the satisfaction of the minister that up to the time of such instalment becoming due, as herein stipulated, the service herein described and defined has been fully and faithfully performed, and that all provisions and stipulations as to freight and freight rates and dates of sailing have been in all respects faithfully observed and carried out, according to the true intent and meaning of these presents; and it is understood and agreed to be a further condition of these presents that the contractors shall at least two weeks prior to the first sailing under this contract furnish to the minister time-tables showing the proposed sailings, and upon the same being approved by the minister, they shall be duly advertised in such manner as he may direct; and it is also agreed that in case either of the steamers herein named, or a substituted steamer sanctioned by the minister, does not sail from a terminal port as herein specified within forty-eight hours of the date fixed by such time-tables, there shall be deducted from the amount of subsidy payable for such voyage a sum equal to one-tenth of

9-10 EDWARD VII., A. 1910

the amount otherwise payable for the performance of such voyage, and so in proportion for further delays or failure to sail from such terminal port. Provided, however, that the minister may authorize any vessel to sail either at an earlier or a later date than that specified in such time-tables should be for any reason deem it advisable to do so; It being understood and agreed that, in the event of any of the said steamers being at any time so disabled as to be obliged to be docked for repairs, the failure to perform the terms of this contract owing to such accident and for the time reasonably occupied in the repair of the damaged steamer, shall not be taken as a default or breach of the docking for repairs, but there shall be no claim for nor payment of any subsidy in respect of any voyage not actually performed.

Carriage of Mails.

The contractors shall during the performance of this contract, convey on each and every trip of the steamers performing the aforementioned services, both on outward and homeward voyages, all such mails as shall be tendered to the proper officers or persons in that behalf on the said steamers by or on behalf or under the direction of the postal authorities of Canada, or those at the terminal ports or ports of call herein referred to, and shall deliver all such mails at their proper destinations at the terminal port or ports of call above referred to; and the expenses of carrying such mails from the post offices or railway stations to the steamers and from the steamers to the post offices or railway stations at the terminal ports and at the ports of call shall be borne by the contractors, who will be subject to all general and special regulations now or hereafter existing during the continuance of this contract in connection with the postal service. For the conveyance of all such mails no payment shall be made or required over or beyond the amount of subsidy herein mentioned or provided for.

Freight and Passenger Rates to be Approved by the Minister.

The contractors shall at least three weeks prior to the first sailing under this contract, furnish to the minister a schedule of the freight rates proposed to be charged between the different ports on both east and west bound trips, which schedule shall be subject to the approval of the minister, and after being approved by him shall not be changed except with his consent; and the minister may at any time, if he deem it advisable, fix the maximum rates to be charged on any article or class of goods; and the contractors shall carry between the ports hereinbefore named, on all voyages of the said steamships employed under the terms of this contract, all passengers or freight that may be offered or that can reasonably be procured, at rates which shall not be in excess of such maximum rates as fixed by the minister, should he deem it advisable to so fix such maximum rates, and in no case shall any discrimination be made as regards rates, or otherwise, directly or indirectly, against Canadian merchants or shippers, who shall always have precedence for their freight and goods over all other merchants and shippers; and it is agreed and understood that the freight rates on east-bound trips, sailing from _____ or _____, as hereinbefore provided, on through bills of lading to _____ from any place in the provinces of Ontario and Quebec, or from any Canadian points farther west, shall in no case be greater than from the same place to _____ via any United States route or port; and on west-bound trips the rates from _____ to any place in Ontario or Quebec, or other Canadian points farther west, shall be as favourable as via any United States route or port to the same place; and it is further understood and agreed that the said steamers shall not carry between the ports of _____ or _____ and _____ aforesaid, on any voyage run under the terms of this contract, either deals or lumber or timber to a greater extent than fifty per cent of the total quantity of the cargo carried on such voyage, and such quantity only in case other Canadian products are not offering or cannot be obtained. Provided,

SESSIONAL PAPER No. 10e

however, that in the event of other cargo not being obtainable, satisfactory evidence of that fact being furnished to the minister, then the contractors shall be allowed to make up the balance of the cargo with deals, boards or timber.

Calls at foreign ports.

· The steamer employed in carrying out the provisions of this contract shall not on any of its trips call at any foreign port not specified in this contract.

Carriage of nitro-glycerine or dangerous articles.

· The contractors shall not convey or permit to be conveyed in any steamer while employed in this service any nitro-glycerine or any other article which in the opinion of the minister shall be considered dangerous.

Subsidy subject to vote of Canadian parliament.

· It is conditioned, declared and agreed that the payment of subsidy, as hereinbefore stipulated, is subject to the amount specified being provided for the purpose by a vote of the parliament of Canada, and that if no amount is voted for the purpose, or if any amount voted has become exhausted in payment thereof, and no further sum is voted for the purpose, this contract or agreement shall terminate and become void and of no effect, and the party of the first part shall not in consequence be held liable to damage.

Minister's right to terminate contract.

· It is declared to be the true intent and meaning of these presents, that the minister shall have the right at any time during the continuance of this contract, upon 30 days' notice in writing to the contractors, their successors or assigns, to terminate this contract, and every matter and thing herein contained, if it shall appear to the minister that there has been any breach on the part of the contractors, their successors or assigns, of any of the covenants, agreements, stipulations or provisions herein contained and entered into on the part of the contractors; and it is declared and agreed that the minister shall at all times be the sole and final judge as to whether there has been any such breach, and his decision shall be absolute, final and conclusive.

Assignment of contract.

· This contract shall not, nor shall any right or interest therein be assigned without the consent in writing of the minister to such assignment having been first obtained.

Canadian members of parliament not admitted to share in contract.

· It is a condition of these presents that no member of the House of Commons of Canada shall be admitted to any share or part of this contract or agreement nor to any benefit to arise therefrom.

Changes in contract.

· The minister may authorize any change or changes in the terms of this contract as may not be inconsistent with the vote providing for the payment of the subsidy.

Minister to be final judge as to full carrying out of contract.

The minister shall at all times be the judge as to whether the terms of this contract have been or are being fully and faithfully carried out and complied with within the true intent and meaning thereof, and his decision in that respect shall be binding, final and conclusive.

INDEX TO SERVICES.

	PAGE.
Annapolis and London and Hull, Eng., or both.	6
Baddeck, Iona, Grand Narrows, &c.	7
Bonaventure River and Petit Rocher.	9
Canada and Australia.	10
Canada and Cuba.	85
Canada, China and Japan.	126
Canada and France.	132
Canada and Great Britain (mail service).	17
Canada and Mexico (Atlantic service).	25
" (Pacific service).	28
Canada and Newfoundland.	30
Canada and New Zealand.	32
Canada and South Africa.	35
Froude's Point and Lockport, N.S.	38
Gaspé Basin and Dalhousie or Campbellton.	39
Gaspé Basin and North Shore River and Gulf of St. Lawrence.	41
Grand Manan and Mainland.	42
Halifax and Canso.	44
Halifax and Jamaica.	113
Halifax and Newfoundland <i>via</i> Cape Breton ports.	45
Halifax, St. John's, Nfld., and Liverpool.	48
Halifax and Spry Bay.	47
Mainland and Magdalen Islands.	50
Montreal, Quebec and Manchester.	52
Mulgrave and Canso.	64
Mulgrave and Cheticamp.	69
Mulgrave and Guysboro'.	67
Newcastle, Neguac and Escuminac; Miramichi River and Miramichi Bay.	55
Peleé Island and Mainland.	56
Petit de Grat and I.C.R. terminus at Mulgrave.	59
Petiteodiac River, Moncton, and ports in the County of Cumberland, N.S.	60
Pictou and Cheticamp.	62
Pictou, Murray Harbour, Georgetown and Montague Bridge.	63
Port Mulgrave, St. Peter's, Irish Cove and Marble Mountain.	66
Prince Rupert and Queen Charlotte Islands.	70
Prince Edward Island, Cape Breton and Newfoundland.	72
Prince Edward Island and the Mainland.	73
Quebec and Blanc Sablon.	77
Quebec and Gaspé Basin.	79
Quebec and Isle of Orleans.	80
Rivière du Loup, Tadousac and other North Shore ports.	82
River Ouelle and Lower St. Lawrence.	84
St. Catharine's Bay and Tadousac.	84
St. John and Digby.	87
St. John, Digby, Annapolis and Granville.	89
St. John, Digby, Bear River and Clementsport.	90

	PAGE.
St. John, Dublin and Belfast	92
St. John and Glasgow	94
St. John, Halifax and London (Furness, Withy & Co.)	96
St. John, Halifax and London (winter service, Can. Pac. Ry. Co.)	99
St. John, Halifax and Manchester	52
St. John and Halifax, <i>via</i> Yarmouth	101
St. John, Halifax, West Indies and South America	109
St. John, N.B., Margaretville, Port Lorne, Port George, Harbourville and Morden	103
St. John and Minas Basin ports	105
St. John and ports in Cumberland Basin	106
St. John and St. Andrews	130
St. John, Westport and other way ports	108
St. Stephen, N.B., St. Croix River points, Deer Island, Campobello, &c., &c.	115
Sydney and Bay St. Lawrence	117
Sydney and Whycomagh	119
Victoria and San Francisco	120
Victoria, Vancouver and Skagway	122
Victoria and West Coast Vancouver Island	122

INDEX TO PERSONS OR COMPANIES SUBSIDIZED.

Acadia Steamship Co.	6
Allan, H. & A. (Great Britain service)	17
“ (French service)	132
Alley, R. A.	32
Bear River SS. Co.	90
Beattie, W. A.	62
Bonaventure and Gloucester I. F. Co.	9
Bouchard Bros.	79
Bras d'Or Steamboat Co.	119
Canadian Australian Royal Mail Line	10
Canadian Mexican Pacific SS. Line	28
Canadian Pacific Railway (Canada, China and Japan)	126
“ (St. John, Halifax and London)	99
“ (Victoria, Vancouver and Skagway)	122
“ (Victoria and West Coast Vancouver Island)	122
Cann & Son, Hugh (Mulgrave and Causo)	64
“ (Mulgrave and Guysboro')	67
“ (Petit de Grat and Mulgrave)	59
Charlottetown Steam Navigation Co.	73
Cornier, Louis S.	41
Deer Island and Campobello SS. Co.	115
Dominion Atlantic Railway Co.	87
Dominion Coal Co., Ltd.	72
Donaldson Line	94
Elder Dempster & Co. (Atlantic Mexican service)	25
“ (South African service)	35
Fraserville Navigation Co., Ltd.	39

SESSIONAL PAPER No. 10e

	PAGE.
Furness, Withy & Co. (Liverpool service)	48
" (London service)	96
" (Manchester service)	52
Grand Manan Steamboat Co.	42
Grand Trunk Pacific Ry.	79
Halifax and Canso S.S. Co.	44
Halifax and Sheet Harbour S.S. Co.	47
Halifax and West India S.S. Co.	113
Harbinger S.S. Co.	106
Holliday Bros.	77
Insular S.S. Co.	108
Leslie, William G.	69
Leckeport, N.S., Town of	38
Magdalen Island S.S. Co.	101
Manchester Liners, Ltd.	52
Margarville S.S. Co.	103
Maritime S.S. Co.	130
McLure, Wm.	59
Miramichi Steam Navigation Co., Ltd.	55
North Shore S.S. Co.	117
Pacific Coast S.S. Co.	120
Pelee and Lake Erie Navigation Co., Ltd.	56
Pickford and Black (West Indies and Demerara service)	109
" (Jamaica service)	113
" (Newfoundland service)	45
Potter, W. R.	105
Price Bros.	84
Quebec and Lévis Ferry Co.	80
Reid-Newfoundland Co., Ltd.	30
Richmond Steamship Co.	66
Shepody Navigation Co., Ltd.	60
Thomson & Co., Wm.	85
Three Rivers Steamship Co.	63
Trans-St. Laurent Co., Ltd.	82
Ulster Steamship Co., Ltd.	92
Union S.S. Co. of New Zealand.	10
Valley S.S. Co., Ltd.	89
Victoria S.S. Co.	7
Worsnop, T. H.	28

INDEX TO NAMES OF VESSELS EMPLOYED.

Ada	7
Alexandra	56
Alfred Clarke	58
Almeriana	49, 112
Amanla	114
Amelia	102
Amur	125
Aorangi	16
Aramon	78

	PAGE.
Athenia.....	95
Atlantis.....	7
Aurora.....	43
Bear River.....	91
Beaver.....	10
Bendu.....	37
Bengore Head.....	93
Benin.....	37
Bertha.....	87
Blue Hill.....	8
Donavista.....	73
Bornu.....	27
Boston.....	114
Bray Head.....	93
Bruce.....	31
Bruno.....	71
Brunswick.....	106
Cacouna.....	73
Canada.....	40
Canada Cape.....	37
Carrigan Head.....	93
Cassandra.....	95
Charmer.....	125
City of Peubla.....	121
Connors Bros.....	131
Contest.....	83
Corinthian.....	134
Corsican.....	23
Dahome.....	112
D. D. Mann.....	38
Den of Ruthven.....	34
Dunmore Head.....	93
Durango.....	49
Electra.....	62
Empress.....	75
Empress of Britain.....	23
Empress of China.....	129
Empress of India.....	129
Empress of Ireland.....	23
Empress of Japan.....	129
Enterprise.....	64
Felix.....	87
Georgia.....	29
Glenarm Head.....	93
Glencoe.....	31
Grampian.....	23
Granville.....	90
Gulf of Venice.....	49
Harbinger.....	107
Harlaw.....	46
H. B.....	42
Hesperian.....	23
Indravelli.....	34

SESSIONAL PAPER No. 10e

	PAGE.
Inishowen Head.	93
John L. Cann.	65
Kanawha.	98
Kathinka.	7
Katie.	7
King Edward.	78
Lady Sybil.	51
Lake Michigan.	100
Lakonia.	95
Lonsdale.	29
Magdalen.	70
Makura.	16
Malcolm Cann.	68
Malin Head.	93
Manchester Importer.	54
Manchester Mariner.	54
Manchester Port.	54
Manchester Shipper.	54
Manchester Spinner.	54
Manchester Trader.	54
Manuka.	16
Marama.	16
Margaret.	48
Marion.	120
Melville.	37
Moana.	16
Monarch.	37
Moutezuma.	100
Montreal.	100
Mout Temple.	100
Muriel.	84
Northumberland.	75
Ocamo.	112
Oruro.	112
Otter.	125
Parthenia.	95
Percy Cann.	60
Polaris.	81
Pomeranian.	134
Prince Albert.	88
Prince Rupert.	88
Princess Beatrice.	125
Princess Charlotte.	125
Princess Ena.	125
Princess May.	125
Princess Royal.	125
Princess Victoria.	125
Ramore Head.	93
Queen.	121
Rappahannock.	98
Restigouche.	78, 80
Rhoda.	83

	PAGE.
Richmond	67
Ruby L.	104
Salacia	95
Sardinian	134
Savoy	78
Scotia	45
Shenandoah	98
Sicilian	134
Sobo	112
Sokoto	27
Tabasco	98
Tunisian	23
Umatilla	121
Venango	49
Victorian	23
Viking	116
Virginian	23
Westport III	108
Weymouth	118
Wilfrid C.	61
Yola	37

DOMINION OF CANADA

REPORT

OF THE

DEPARTMENT OF TRADE AND COMMERCE

FOR THE

FISCAL YEAR ENDED MARCH 31

1909

PART VII

TRADE OF FOREIGN COUNTRIES

AND

TREATIES AND CONVENTIONS

PRINTED BY ORDER OF PARLIAMENT



OTTAWA

PRINTED BY CHARLES HENRY PARMELEE, PRINTER TO THE KING'S MOST
EXCELLENT MAJESTY

1910

GENERAL INDEX

PART I.—CANADIAN TRADE :—

Imports into and Exports from Canada.
(Itemized and General Statements.)

PART II.—CANADIAN TRADE :—

1. With France.
2. With Germany.
3. With United Kingdom.
4. With United States.

PART III.—CANADIAN TRADE :—

With Foreign Countries.
(Except France, Germany, United Kingdom and United States.)

PART IV.—CANADIAN TRADE :—

MISCELLANEOUS INFORMATION :—

1. Annuities.
2. Bounties.
3. Chinese Immigration.
4. Lumber and Staple Products.
5. Revenue and Expenditure of Department of Trade and Commerce.
6. Statistical Record of the Progress of Canada.
7. Tonnage Tables.
8. Trade Commissioner Service.

PART V.—Grain Statistics.

PART VI.—Subsidized Steamship Services.

PART VII.—Trade of Foreign Countries and Treaties and Conventions.

NOTE—The above parts will not necessarily be issued in the order indicated.

PART VII

TABLE OF CONTENTS

INTRODUCTION.

	Page.
1. Area, Population, Imports and Exports of the Principal Countries of the World.....	VIII
2. British and Foreign Currencies, Weights and Measures differing from those of Canada and used in the Trade Reports of the respective Countries named, with their equivalents in Canadian Legal Standards.....	X
3. Table showing Austro-Hungarian Kronen per 100 kilogrammes, with Canadian Equivalents per 100 pounds.....	XX
4. Table showing Bolivian, Bolivars; Belgian, Congo Free State, French and Swiss, Francs; Servian, Dinars; Roumanian, Lei; Bulgarian, Lews; Italian, Lire; and Spanish Pesetas; per 100 kilogrammes with Canadian Equivalents per 100 pounds.....	XXII
5. Table showing Danish and Norwegian, Kroner and Swedish Kronor per 100 kilogrammes, with Canadian Equivalents per 100 pounds.....	XXIV
6. Table showing Dutch (Holland) Gulden per 100 kilogrammes, with Canadian Equivalents per 100 pounds.....	XXVI
7. Table showing German Marks, per 100 kilogrammes, with Canadian Equivalents per 100 pounds.....	XXVIII
8. Table showing Japanese Yens, and Mexican Pesos, per 100 kilogrammes, with Canadian Equivalents per 100 pounds.....	XXX

TRADE OF FOREIGN COUNTRIES.

Trade of the Principal Countries of the British Empire and Foreign Countries during each of a period of years to date of the latest available report:—

BRITISH EMPIRE.

	Page.
UNITED KINGDOM.—Imports and Exports by Countries, 1904 to 1908.....	2
" Imports by Principal Articles, 1904 to 1908.....	5
" Exports (Home Produce) by Principal Articles, 1904 to 1908.....	16
" Exports (Foreign Produce) by Principal Articles, 1904 to 1908.....	23
" Imports by Principal Articles from Canada and United States, 1899 to 1908.....	28
" Exports (Home Produce) by Principal Articles to Canada and United States, 1899 to 1908.....	36
" Exports (Foreign Produce) by Principal Articles to Canada and United States, 1899 to 1908.....	42
AUSTRALIAN COMMONWEALTH.—Imports and Exports by Countries, 1904 to 1908.....	49
" " Imports by Principal Articles, 1904 to 1908.....	52
" " Exports by Principal Articles, 1904 to 1908.....	56
BAHAMAS.—Imports and Exports by Countries, 1904 to 1908.....	58
" Imports by Principal Articles, 1904 to 1908.....	60
" Exports by Principal Articles, 1904 to 1908.....	62

	Page.
BARBADOS.—Imports and Exports by Countries, 1904 to 1908.....	61
" Imports by Principal Articles, 1904 to 1908.....	64
" Exports by Principal Articles, 1904 to 1908.....	66
BERMUDA.—Imports and Exports by Countries, 1904 to 1908.....	67
" Imports by Principal Articles, 1904 to 1908.....	68
" Exports by Principal Articles, 1904 to 1908.....	69
BRITISH EAST AFRICA PROTECTORATE.—Imports and Exports by Countries, 1905 to 1909.....	70
" " Imports by Principal Articles, 1905 to 1909.....	71
" " Exports by Principal Articles, 1905 to 1909.....	72
BRITISH GUIANA.—Imports and Exports by Countries, 1905 to 1909.....	73
" Imports by Principal Articles, 1905 to 1909.....	74
" Exports by Principal Articles, 1905 to 1909.....	76
BRITISH HONDURAS.—Imports and Exports by Countries, 1904 to 1908.....	77
" Imports by Principal Articles, 1904 to 1908.....	78
" Exports by Principal Articles, 1904 to 1908.....	80
BRITISH INDIA.—Imports and Exports by Countries, 1905 to 1909.....	82
" Imports by Principal Articles, 1905 to 1909.....	84
" Exports by Principal Articles, 1905 to 1909.....	86
BRITISH SOUTH AFRICA.—Imports and Exports by Countries, 1906 to 1908.....	88
" Imports by Principal Articles, 1906 to 1908.....	90
" Exports by Principal Articles, 1906 to 1908.....	94
CEYLON.—Imports and Exports by Countries, 1904 to 1908.....	96
" Imports by Principal Articles, 1904 to 1908.....	98
" Exports by Principal Articles, 1904 to 1908.....	100
COLONY AND PROTECTORATE OF SOUTHERN NIGERIA.—Imports and Exports by Countries, 1904 to 1908.....	101
" " Imports by Principal Articles, 1904 to 1908.....	102
" " Exports by Principal Articles, 1904 to 1908.....	103
CYPRUS.—Imports and Exports by Countries, 1904 to 1908.....	104
" Imports by Principal Articles, 1904 to 1908.....	105
" Exports by Principal Articles, 1904 to 1908.....	107
FILIPPI.—Imports and Exports by Countries, 1904 to 1908.....	109
" Imports by Principal Articles, 1904 to 1908.....	110
" Exports by Principal Articles, 1904 to 1908.....	112
GOLD COAST.—Imports and Exports by Countries, 1904 to 1908.....	113
" Imports by Principal Articles, 1904 to 1908.....	114
" Exports by Principal Articles, 1904 to 1908.....	116
GRENADA.—Imports and Exports by Countries, 1904 to 1908.....	117
" Imports by Principal Articles, 1904 to 1908.....	118
" Exports by Principal Articles, 1904 to 1908.....	120
JAMAICA.—Imports and Exports by Countries, 1905 to 1909.....	121
" Imports by Principal Articles, 1905 to 1909.....	122
" Exports by Principal Articles, 1905 to 1909.....	125
LEEWARD ISLANDS.—Imports and Exports by Countries, 1904 to 1908.....	126
" Imports by Principal Articles, 1904 to 1908.....	127
" Exports by Principal Articles, 1904 to 1908.....	129
MAURITIUS.—Imports and Exports by Countries, 1904 to 1908.....	130
" Imports by Principal Articles, 1904 to 1908.....	132
" Exports by Principal Articles, 1904 to 1908.....	134
NEWFOUNDLAND (including LABRADOR).—Imports and Exports by Countries, 1905 to 1909.....	135
" Imports by Principal Articles, 1905 to 1909.....	136
" Exports by Principal Articles, 1905 to 1909.....	138
NEW ZEALAND.—Imports and Exports by Countries, 1904 to 1908.....	139
" Imports by Principal Articles, 1904 to 1908.....	141
" Exports by Principal Articles, 1904 to 1908.....	144
NYASALAND PROTECTORATE.—Imports and Exports by Countries, 1905 to 1909.....	146
" Imports by Principal Articles, 1905 to 1909.....	147
" Exports by Principal Articles, 1905 to 1909.....	147
ST. LUCIA.—Imports and Exports by Countries, 1904 to 1908.....	148
" Imports by Principal Articles, 1904 to 1908.....	149
" Exports by Principal Articles, 1904 to 1908.....	151

SESSIONAL PAPER No. 10f

	Page.
ST. VINCENT.—Imports and Exports by Countries, 1905 to 1909.....	152
" Imports by Principal Articles, 1905 to 1909.....	153
" Exports by Principal Articles, 1905 to 1909.....	155
SIERRA LEONE.—Imports and Exports by Countries, 1904 to 1908.....	156
" Imports by Principal Articles, 1904 to 1908.....	157
" Exports by Principal Articles, 1904 to 1908.....	159
SOMALILAND PROTECTORATE.—Imports and Exports by Countries, 1905 to 1909.....	160
" Imports by Principal Articles, 1905 to 1909.....	161
" Exports by Principal Articles, 1905 to 1909.....	162
STRAITS SETTLEMENTS.—Imports and Exports by Countries, 1904 to 1908.....	163
" Imports by Principal Articles, 1904 to 1908.....	164
" Exports by Principal Articles, 1904 to 1908.....	166
TRINIDAD.—Imports and Exports by Countries, 1905 to 1909.....	168
" Imports by Principal Articles, 1905 to 1909.....	169
" Exports by Principal Articles, 1905 to 1909.....	172
UGANDA PROTECTORATE —Imports and Exports by Countries, 1905 to 1909.....	174
" Imports by Principal Articles, 1905 to 1909.....	175
" Exports by Principal Articles, 1905 to 1909.....	176
FOREIGN COUNTRIES.	
ALASKA.—Imports and Exports by Countries, 1905 to 1909.....	177
ARGENTINE REPUBLIC.—Imports and Exports by Countries, 1904 to 1908.....	178
" Imports by Principal Articles, 1904 to 1908.....	179
" Exports by Principal Articles, 1904 to 1908.....	184
AUSTRIA-HUNGARY.—Imports and Exports by Countries, 1904 to 1908.....	185
" Imports by Principal Articles, 1904 to 1908.....	187
" Exports by Principal Articles, 1904 to 1908.....	192
BELGIUM.—Imports and Exports by Countries, 1904 to 1908.....	196
" Imports by Principal Articles, 1904 to 1908.....	198
" Exports by Principal Articles, 1904 to 1908.....	202
BRAZIL.—Imports and Exports by Countries, 1903 to 1907.....	206
" Imports by Principal Articles, 1903 to 1907.....	207
" Exports by Principal Articles, 1903 to 1907.....	209
BULGARIA.—Imports and Exports by Countries, 1904 to 1908.....	210
" Imports by Principal Articles, 1904 to 1908.....	211
" Exports by Principal Articles, 1904 to 1908.....	212
CHILE.—Imports and Exports by Countries, 1903 to 1907.....	213
" Imports by Principal Articles, 1903 to 1907.....	214
" Exports by Principal Articles, 1903 to 1907.....	215
CHINA.—Imports and Exports by Countries, 1904 to 1908.....	216
" Imports by Principal Articles, 1904 to 1908.....	218
" Exports by Principal Articles, 1904 to 1908.....	221
DENMARK.—Imports and Exports by Countries, 1904 to 1908.....	223
" Imports by Principal Articles, 1904 to 1908.....	224
" Exports by Principal Articles, 1904 to 1908.....	226
EGYPT.—Imports and Exports by Countries, 1904 to 1908.....	228
" Imports by Principal Articles, 1904 to 1908.....	229
" Exports by Principal Articles, 1904 to 1908.....	230
FRANCE.—Imports and Exports by Countries, 1904 to 1908.....	231
" Imports by Principal Articles, 1904 to 1908.....	233
" Exports by Principal Articles, 1904 to 1908.....	238
GERMANY.—Imports and Exports by Countries, 1904 to 1908.....	242
" Imports by Principal Articles, 1904 to 1908.....	244
" Exports by Principal Articles, 1904 to 1908.....	247
GREECE.—Imports and Exports by Countries, 1903 to 1907.....	250
" Imports by Principal Articles, 1903 to 1907.....	251
" Exports by Principal Articles, 1903 to 1907.....	254
HAWAII.—Imports and Exports by Countries, 1905 to 1909.....	255

	Page.
HOLLAND.—Imports and Exports by Countries, 1904 to 1908.....	256
" Imports by Principal Articles, 1904 to 1908.....	258
" Exports by Principal Articles, 1904 to 1908.....	262
ITALY.—Imports and Exports by Countries, 1904 to 1908.....	266
" Imports by Principal Articles, 1904 to 1908.....	268
" Exports by Principal Articles, 1904 to 1908.....	274
JAPAN.—Imports and Exports by Countries, 1904 to 1908.....	279
" Imports by Principal Articles, 1904 to 1908.....	280
" Exports by Principal Articles, 1904 to 1908.....	283
MEXICO.—Imports and Exports by Countries, 1905 to 1909.....	285
" Imports by Principal Articles, 1904 to 1908.....	286
" Exports by Principal Articles, 1904 to 1908.....	290
NORWAY.—Imports and Exports by Countries, 1904 to 1908.....	292
" Imports by Principal Articles, 1904 to 1908.....	293
" Exports by Principal Articles, 1904 to 1908.....	296
PHILIPPINE ISLANDS.—Imports and Exports by Countries, 1905 to 1909.....	298
" Imports by Principal Articles, 1905 to 1909.....	299
" Exports by Principal Articles, 1905 to 1909.....	301
PORTO RICO.—Imports and Exports by Countries, 1905 to 1909.....	302
" Imports by Principal Articles, 1905 to 1909.....	303
" Exports by Principal Articles, 1905 to 1909.....	305
PORTUGAL.—Imports and Exports by Countries, 1903 to 1907.....	306
" Imports by Principal Articles, 1903 to 1907.....	307
" Exports by Principal Articles, 1903 to 1907.....	308
ROUMANIA.—Imports and Exports by Countries, 1903 to 1907.....	309
" Imports by Principal Articles, 1903 to 1907.....	310
" Exports by Principal Articles, 1903 to 1907.....	311
RUSSIA.—Imports and Exports by Countries, 1903 to 1907.....	312
" Imports by Principal Articles, 1903 to 1907.....	313
" Exports by Principal Articles, 1903 to 1907.....	315
SPAIN.—Imports and Exports by Countries, 1904 to 1908.....	317
" Imports by Principal Articles, 1904 to 1908.....	319
" Exports by Principal Articles, 1904 to 1908.....	324
SWEDEN.—Imports and Exports by Countries, 1904 to 1908.....	326
" Imports by Principal Articles, 1904 to 1908.....	327
" Exports by Principal Articles, 1904 to 1908.....	330
SWITZERLAND.—Imports and Exports by Countries, 1904 to 1908.....	332
" Imports by Principal Articles, 1904 to 1908.....	334
" Exports by Principal Articles, 1904 to 1908.....	337
UNITED STATES.—Imports and Exports by Countries, 1905 to 1909.....	340
" Imports by Principal Articles, 1905 to 1909.....	343
" Exports by Principal Articles, 1905 to 1909.....	348
URUGUAY.—Imports and Exports by Countries, 1903 to 1907.....	353
" Imports by Principal Articles, 1903 to 1907.....	354
" Exports by Principal Articles, 1903 to 1907.....	356

TREATIES AND CONVENTIONS.

Convention between Canada and Germany.....	359
--	-----

AREA, POPULATION, IMPORTS AND EXPORTS OF THE PRINCIPAL COUNTRIES OF THE WORLD.

NOTE.—Imports for Consumption and Exports of Domestic Produce, unless stated otherwise. Coin and Bullion excluded, unless stated otherwise.

COUNTRY.	Area. Sq. Miles.	Population.	Year ended.	FOREIGN COMMERCE.				Commerce with Canada.				Trade of Canada, Year ended Mar. 31, 1909.			
				Imports.		Exports.		Imports from.		Exports to.		Imports from.		Exports to.	
				£	¢	£	¢	£	¢	£	¢	£	¢	£	¢
<i>British Empire.</i>															
United Kingdom	121,691	44,546,863	Dec. 31, '08	(a) 2,885,706,969	1,835,238,609	6127,933,317	59,587,272	70,682,101	126,381,724						
Australasia	2,974,581	4,275,306	31, '08	236,502,703	254,523,391	1,562,385	369,444	439,209	2,752,297						
New Zealand	104,751	960,642	31, '08	83,936,188	78,232,664	1,305,528	108,735	202,717	993,930						
Samoa (a) (b) (c).	19	19,229	31, '07	2,046,899	684,242	352,288	21,817		292,646						
British Africa:															
British East Africa Protectorate	175,588	4,000,000	Mar. 31, '09	3,873,502	1,995,304										
British South Africa	1,205,358	7,526,353	Dec. 31, '08	118,932,833	220,619,744	2,658,280	6,971								
(Colony and Protectorate of Southern Nigeria (a) (b) (c).	77,260	6,500,000	31, '08	20,572,889	16,591,868										
Gambia (a) (b) (c).	3,619	161,000	31, '08	1,901,601	1,820,805										
Gold Coast.	119,260	1,696,965	31, '08	9,094,134	11,323,959										
Mauritius.	855	381,342	31, '08	8,938,938	10,014,141	999	633,000	112,217	1,677,379						
Nyasaland Protectorate (a) (b) (c).	43,608	997,217	Mar. 31, '09	675,060	596,867	151									
(Br. Cen. A. Protectorate)															
Sierra Leone.	32,110	1,026,482	Dec. 31, '08	3,552,860	2,578,593										
Somaliland Protectorate (a) (b) (c).	68,000	348,086	Mar. 31, '09	1,428,677	1,108,513										
Uganda Protectorate (a) (b) (c).	223,500	2,761,086	31, '09	2,010,607	618,918										
<i>British East Indies:—</i>															
British India	1,773,688	294,361,000	31, '09	392,000,965	485,429,598	2,177	1,536,188	3,072,012	329,207						
Ceylon.	25,332	4,038,456	Dec. 31, '08	39,664,298	41,153,134	812	1,099,933								
Straits Settlements.	1,630	628,016	31, '08	176,933,058	149,076,769	8,401	156,444								
British Guiana.	90,275	564,089	Mar. 31, '09	8,274,849	9,400,843	605,413	3,662,654	2,333,204	502,072						
British Honduras.	7,562	43,270	Dec. 31, '08	2,614,554	1,166,685	5,307									
<i>British West Indies:—</i>															
Bahamas	4,404	66,283	31, '08	1,786,681	855,793	39,673	2,088								
Barbados	166	194,477	31, '08	5,955,604	2,958,953	738,132	1,157,858								
Grenada	133	73,988	31, '08	1,453,682	1,696,680	101,747	214								
Jamaica	4,207	848,656	Mar. 31, '09	11,707,467	9,094,849	844,293	464,859								
Leeward Islands.	701	197,063	Dec. 31, '07	2,373,035	2,366,076	175,896	1,104,411								
St. Lucia.	233	55,095	Mar. 31, '09	1,395,468	451,008	29,575	46,481								
St. Vincent.	140	52,592	31, '09	1,396,040	396,040	34,957	9,962								
Trinidad and Tobago	1,868	343,000	31, '09	11,165,763	9,269,711	535,042	1,348,504								

SESSIONAL PAPER No. 10f

	189	5,257	118,875	120,681	156,575	249,102	491,271	1,066,663
	3,729,635	7,184,000	2,761,561	2,865,991	3,875,387	1,469,807	1,638,428	3,392,168
	31, '08	Mar. 31, '09	31, '08	31, '08	31, '08	31, '08	31, '08	31, '08
	31, '08	Dec. 31, '08	31, '08	31, '08	31, '08	31, '08	31, '08	31, '08
	31, '08	31, '09	31, '08	31, '08	31, '08	31, '08	31, '08	31, '08
Turks and Caicos Islands (a) (b) (c).....	169	5,257	118,875	120,681	156,575	249,102	491,271	1,066,663
Canada.....	3,729,635	7,184,000	2,761,561	2,865,991	3,875,387	1,469,807	1,638,428	3,392,168
Cyprus.....	5,584	298,997	2,761,561	2,865,991	3,875,387	1,469,807	1,638,428	3,392,168
Fiji.....	130,891	130,891	3,224,916	10,705,757	3,875,387	1,469,807	1,638,428	3,392,168
Newfoundland and Labrador.....	162,734	237,047	11,240,715	10,705,757	3,875,387	1,469,807	1,638,428	3,392,168
<i>Foreign Countries.</i>								
Argentina Republic.....	1,117,659	5,546,000	293,418,690	553,195,151	69,697	271,208	1,637,388	1,867,676
Austria-Hungary.....	241,197	49,248,000	486,813,082	457,819,494	69,697	271,208	1,669,778	15,000
Belgium.....	11,370	7,239,371	624,821,360	478,365,931	4,369,854	1,622,165	1,901,588	2,699,162
Brazil.....	3,290,564	17,371,069	196,693,770	262,958,312	1,206,962	3,581	113,106	682,496
Bulgaria.....	37,189	4,221,000	25,119,143	21,684,901				
Costa Rica.....	22,394	361,779	5,630,732 (b)	7,757,466				
Central America.....	16,774	1,883,000	7,347,000	10,174,000				
Guatemala.....	46,250	500,000	2,332,000	2,012,000				
Honduras.....	49,200	460,000	3,409,000	4,231,000				
Nicaragua.....	7,225	1,116,000	4,164,000	6,527,000				
San Salvador.....	291,469	3,871,000	97,551,360	114,710,010				
Chile (c).....	3,924,837	438,214,000	236,428,561	179,829,262	781,730	746,290	640,868	1,021,772
China.....	504,773	4,142,000	12,089,000	15,791,009				
Colombia, United States of.....	44,600	2,140,246	87,568,332	100,221,992				
Cuba.....	15,052	2,692,000	147,598,052	117,796,824				
Denmark.....	736,400	38,938,000	88,159,000	130,662,000				
Dutch East Indies.....	12,973	11,287,359	123,994,000	105,301,040				
Egypt, proper.....	207,075	39,207,000	1,088,616,500	974,785,100	1,945,158	2,305,578	8,197,435	2,341,567
France.....	208,710	63,219,000	1,824,632,000	1,522,843,000	1,684,088	4,831,876	6,050,317	1,436,349
Germany.....	25,014	2,631,952	28,770,076	22,700,698				
Greece.....	110,659	33,911,000	562,262,075	333,747,759	2,274,505	127,959	761,339	581,873
Italy.....	147,476	19,755,000	216,776,960	186,950,874	556,999	1,557,938	1,983,779	596,633
Japan.....	767,030	13,696,894	77,939,214	115,088,691	715,540	262,035	313,483	810,043
Mexico.....	12,768	3,829,000	1,135,143,480	876,784,914	1,164,396	273,360	3,733,171	913,177
Netherlands (Holland) (c).....	124,090	2,353,000	100,802,625	56,614,437				
Norway.....	695,743	4,500,000	27,954,133	27,954,133				
Peru (c).....	31,251	5,197,000	66,863,939	32,842,800				
Portugal.....	50,702	6,684,000	83,088,237	83,088,237				
Romania.....	8,379,014	149,075,000	436,392,957	542,390,150				
Russia.....	194,744	19,794,000	192,693,182	191,450,982 (c)	1,573,950 (c)	461,116	933,854	45,636
Spain.....	172,875	5,430,000	182,804,036	140,609,563				
Sweden.....	15,417	3,353,000	287,019,757	290,418,341	253,339	2,506,236	148,536	58,139
Switzerland.....	3,026,789	87,189,392	1,246,219,069	1,553,542,511 (a)	78,239,981 (b)	162,488,366	2,188,265	6,012
United States.....	590,884	88,824	18,409,331	14,005,046 (c)	528,347	907,810	170,656,178	85,334,806
Alaska.....	6,449	205,269	21,746,898	40,478,070 (c)	17,467	33,289	25,737	46,528
Hawaii.....	115,026	8,697,371	30,393,563 (c)	30,393,563 (c)	24,002	5,968	10,256	129,892
Philippines.....	5,435	1,062,808	25,544,326	30,339,936 (c)	536,290	19,191	502,680	602,680
Porto Rico.....	72,153	1,141,000	38,745,011	36,099,008				
Uruguay.....	599,358	2,647,000	10,186,000	14,627,000				
Venezuela.....								

(a) General imports or total imports. (b) General exports or total exports. (c) Includes coin and bullion. (d) Trade with British Possessions in America.

COINAGE, WEIGHTS AND MEASURES

To assist in arriving at a comprehensive understanding of the value of foreign currencies, weights and measures (as expressed in foreign trade returns, tariffs, &c.,) as compared with those of Canada, tables have been prepared as follows:—

As regards those of Canada, the law provides that the denominations of money in the currency of Canada shall be dollars, cents and mills, the cent being the one hundredth part of a dollar, and the mill one-tenth part of a cent.

That—The currency of Canada shall be such that the British sovereign (the pound sterling) of legal weight and fineness, shall be equal to four dollars eighty-six cents and two-thirds of a cent.

In like manner the law provides as respects weights, that the unit shall be the standard pound (avoirdupois) of 7,000 grains, one-sixteenth part of the standard pound shall be an ounce ($437\frac{1}{2}$ grains) one hundred pounds a cental, and two thousand pounds a ton, and that four hundred and eighty grains shall be an ounce troy, or 5,760 grains a pound troy.

As regards measures—that the unit or standard measure of capacity, as well for liquids as for dry measures, shall be the gallon containing ten standard pounds weight of distilled water weighed with the water and air at a temperature of sixty-two degrees Fahrenheit, with the barometer at thirty inches, that the quart shall be one-fourth part of the gallon, and the pint one-eighth part of the gallon, and that eight gallons shall be a bushel.

This gallon commonly known as the 'Imperial Gallon,' contains 277.274 cubic inches, or 353.036 cylindrical inches.

The standard measure of length is the yard, one-third part of which it is provided shall be a foot, and the twelfth part of such foot shall be an inch.

In many countries the Metric system of weights and measures has been adopted. A separate table of Canadian equivalents of these is given in order to avoid repetition, the word 'Metric' being used in the general table in each case where the system is in vogue, as indicating a reference to that table.

The equivalent value of the monetary unit can only be given as respects those countries having a gold standard. Where silver is the standard, the value of the currency necessarily fluctuates correspondingly to the market value of silver bullion, and were any attempt made to quote the value of such currency it would, under present circumstances, be misleading, therefore, the weight in decimal parts of an ounce with the fineness of the coin is given instead, which will enable any one to approximate the value of the currency according to the current value of fine bar silver. As an example, say fine bar silver at 75 cents an ounce, the Bolivian dollar weighs .801 of an ounce, its fineness is .900, therefore $75 \times .801 = 60.075$ which $\times .900 = 54.0675$, or a small fraction over 54 cents, and the actual intrinsic value of the pure silver contained in the coin, to which should be added a reasonable allowance to cover the value of the alloy, the cost of the coinage, and in some instances exchange, the aggregate of which would be approximately the current value in Canadian currency of the dollar in question.

Unless carefully noted, the quotations as usually given of the current value per ounce of silver may be misconstrued and lead to misapprehensions, as it is sometimes quoted per ounce *fine*, and sometimes per ounce *standard*; thus for instance on a certain day the London quotation reads 'fine silver per ounce standard 32 d.,' while on the same day it is quoted in New York ' $69\frac{1}{2}$ cents per ounce fine;' as 32 d. is equal to a fraction over $64\frac{2}{5}$ cents, there would appear a difference of about $4\frac{1}{5}$ cents per ounce between the two prices, the New York price appearing that much in excess of the other, were it not noticed that one is based upon *standard* fineness and the other upon absolute fineness, but by reducing the New York "fine" to London "standard" (of .925 fine, or 444 grains fine to the ounce) the actual difference between the two quotations is found to be only about $\frac{5}{8}$ of one cent per ounce, the London price being that much in excess of the New York.

SESSIONAL PAPER No. 10f

To reduce the value of *standard* or sterling silver when expressed in pence to *fine* expressed in cents, multiply the pence and decimal parts thereof by 2·192.

To find the *standard* or sterling value expressed in pence and decimal parts thereof when *fine* is expressed in cents multiply the cents by 0·4562.

METRIC WEIGHTS.

Denominations.	Grammes.	Equivalents.		Remarks.
		In pounds and decimal parts thereof, avoirdupois.	In grains, troy.	
Gramme.....	1	·0022046223	15·4323564	The gramme is the actual unit, and is the weight of one cubic centimetre of distilled water.
Decagramme.....	10	·022046223		
Hectogramme.....	100	·22046223		
Kilogramme.....	1000	2·2046223		
Myriagramme.....	10000	22·046223		
Quintal or centier.....	100000	220·46223		
Millier (Ton Metric).....	1000000	2204·6223		Sometimes called the metric ton.
Decigramme.....	$\frac{1}{10}$		1·54323564	
Centigramme.....	$\frac{1}{100}$		·154323564	
Milligramme.....	$\frac{1}{1000}$		·0154323564	

1 pound = 45359243 kilos. 1 English ton (2,240 lbs.) = 1016·047043 kilos.
 1 Canadian ton (2,000 lbs.) = 907·18486 kilos.

METRIC MEASURES OF CAPACITY.

Denominations.	Litres.	Equivalents.				
		Cubic centimetres.	In pints.	In quarts.	In gallons.	In bushels.
Litre.....	1	1,000	1·7598	·8799		
Decalitre.....	10	10,000	17·598	8·799	2·1999	
Hectolitre.....	100	100,000		87·99	21·9999	2·74969
Kilolitre.....	1000	1,000,000			219·9999	
Decilitre.....	$\frac{1}{10}$	100	·17598			
Centilitre.....	$\frac{1}{100}$	10	·017598			

1 quart = 1·13649 litres. 1 gallon = 4·5459631 litres. 1 bushel = 36·37 litres.
 1 cubic metre = 35·3148 cubic feet. 1 cubic foot = ·028317 cubic metre.
 do = 1·307954 cubic yards. 1 " yard = 0·764553 " "

METRIC MEASURES OF LENGTH.

Denominations.	Metres.	Canadian equivalents.			
		Inches.	Feet.	Yards.	Miles.
Metre.....	1	39·370113	3·280843	1·0936143	
Decametre.....	10		32·80843	10·936143	
Hectometre.....	100		328·0843	109·36143	
Kilometre.....	1000		3280·843	1093·6143	·62137
Decimetre.....	$\frac{1}{10}$	3·937011	·3280843	·10936143	
Centimetre.....	$\frac{1}{100}$	·3937011	·03280843	·010936143	
Millimetre.....	$\frac{1}{1000}$	·03937011	·003280843	·0010936143	

1 inch = 2·54 centimetres. 1 foot = ·3048 of a metre. 1 yard = ·914399 metre.
 1 mile = 1·6093426 kilometres. 1 geographical mile or knot = 2027 yards = 1·152 miles = 1·85 kilometres.

BRITISH AND FOREIGN CURRENCIES, WEIGHTS AND MEASURES, DIFFERING FROM THOSE OF CANADA AND USED IN THE TARIFFS, TRADE AND REPORTS OF THE RESPECTIVE COUNTRIES NAMED, WITH THEIR EQUIVALENTS EXPRESSED IN CANADIAN LEGAL STANDARDS. (Corrected to October 7, 1909.)

BRITISH EMPIRE.

Country.	Stand- ard.	Monetary Unit.	Equivalent Value in Canadian Currency.	Weights.	Canadian Equivalent.	Measure of Capacity.	Canadian Equiv- alent.	Measure of Length.	Canadian Equivalent.
United Kingdom....	Gold....	Pound or sov- ereign.	\$4.86 $\frac{2}{3}$	Pound Cwt. Ton	Lb. 112 lbs. 2,240 "	Usually same as Canadian. Quarter.....	8 bushels.	Same as Canadian....	
British Possessions, viz:—									
Antigua.....	"	Pound.....	4.86 $\frac{2}{3}$	"	2,240 "	Same as Canadian		"	
Australian Common- wealth.....	"	"	4.86 $\frac{2}{3}$	Cental. Cwt. Ton.	100 lbs. 112 " 2,240 "	"		"	
Bahamas.....	"	"	4.86 $\frac{2}{3}$	"	2,240 "	"		"	
Barbados.....	"	"	4.86 $\frac{2}{3}$	"	2,240 "	"		"	
Bermuda.....	"	"	4.86 $\frac{2}{3}$	"	2,240 "	"		"	
British Guiana.....	"	"	4.86 $\frac{2}{3}$	"	2,240 "	"		"	
" Honduras.....	"	Dollar.....	1.00	Same as Canadian.		"		"	
" N. Guinea.....	"	Pound.....	\$4.86 $\frac{2}{3}$	Cwt. Ton	112 lbs. 2,240 "	"		"	
" N. Borneo....	Silver....	Dollar.....	50.8 cents.	Picul Catty	133.33 lbs. 1.33 "	"		"	
Cape of Good Hope Gold- State and Orange Free State.		Pound.....	\$4.86 $\frac{2}{3}$						
Ceylon.....	"	Rupree of 100c.	32.4 cents	Cwt. Ton Oke.	112 lbs. 2,240 " 27.8 lbs.	"	8 gallons.		
Cyprus.....	"	Pound.....	\$4.86 $\frac{2}{3}$						
Dominica.....	"	9 piastres, 1 = 350 paras., 1 = 1 schilling							
Falkland Island.....	"	Pound.....	\$4.86 $\frac{2}{3}$						
Fiji.....	"	"	4.86 $\frac{2}{3}$	Cwt. Ton	112 lbs. 2,240 "	Same as Canadian.		"	

SESSIONAL PAPER No. 10f

Gambia	Gold	Pound	4.86½	Ton	2,240 "	Same as Canadian.	833 of gall of ½ "
Gibraltar	"	Peseta	19.3 cents			Old wine gallon	
Gold Coast	"	Pound	\$4.86½			Same as Canadian	
Grenada	"	"	4.86½				
			W.				
			F.				
Hong Kong	Silver	Dollar	.8701	Khandi	500 lbs.		
India	Gold	Rupree of 16 annas.	32.4 cents.	Mauddi	82½ lbs.		
			1 Tola 180 grains.	40 sirs = 1 maund.			
				16 chitticks = 1 sir.			
Jamaica	"	Pound	\$4.86½				
Labuan	Silver	Dollar	56.8 cents.	Cwt	112 lbs.		
				Ton	2,240 "		
Lagos	Gold	Pound	\$4.86½	Cwt	112 "	Old wine gallon	833 of a gall.
				Ton	2,240 "	Cadiso	4.5 gallons.
Malta	"	"	4.86½	Cantar	175 "	Sahna	8 bushels.
						Metric	Metric
Mauritius	"	Rupree of 100 cts.	32.4 cents.	Metric			
Montserrat	"	Pound	\$4.86½	Cwt	112 lbs.	Same as Canadian	
Natal	"	"	4.86½	Ton	2,240 "		
				"	2,240 "		
Newfoundland	"	Dollar	1.01388				
New Zealand	"	"	4.86½				
Niger Protectorate	"	"	4.86½				
St. Helena	"	"	4.86½				
St. Kitts	"	"	4.86½				
St. Lucia	"	"	4.86½				
St. Vincent	"	"	4.86½				
Sarawak	Silver	Dollar	56.8 cents.	Picul	133.33 lbs.		
Sierra Leone	Gold	Pound	\$4.86½	Coyan	5,233 lbs.		
				Cwt	112 "		
				Ton	2,240 "		
Straits Settlements	Silver	Dollar	56.8 cents.				
Trinidad and Tobago	"	"	4.86½				
Turks Island and Caiicos	"	"	4.86½				
Virgin Islands	"	"	4.86½				

British and Foreign Currencies, Weights and Measures, differing from those of Canada and used in the Tariffs, &c.—Continued.

FOREIGN COUNTRIES.

Country.	Standard.	Monetary Unit.	Equivalent Value in Canadian Currency.	Weight.	Canadian Equivalent.	Measure of Capacity.	Canadian Equivalent.	Measure of Length.	Canadian Equivalent.
Argentine Republic.	Gold	Peso	96.5 cents.	Metric. * Libra = 25 libras = 25.3175 "	1.0127 lbs. " 25.3175 "	Metric. Frasco	2.0913 qts.	Metric. Vara (3 pias)	31.1208 in.
Austria-Hungary.	"	Crown	20.3 "	"	"	"	"	"	"
Belgium.	"	Franc	19.3 "	"	"	"	"	"	"
Bolivia.	Silver	Boliviano	38.2 "	"	"	"	"	"	"
Brazil.	Gold	Milreis	54.61 "	"	"	"	"	"	"
Bulgaria.	"	Lew	19.3 "	"	"	"	"	"	"
Central American States—	"	"	"	"	"	"	"	"	"
Colombia.	"	Dollar	\$1.06	" *Libra	1.043 lbs.	Cantara=4 cuartil. Fanega=4 cuartil. Metric.	3.5525galls. 1.31208 bu.	Vara Metric.	38.874 in.
Costa Rica	"	Colon	46.5 cents	"	"	"	"	"	"
Guatemala	"	"	38.2 "	"	"	"	"	"	"
Honduras	Silver	"	38.2 "	"	"	"	"	"	"
Nicaragua	"	"	38.2 "	"	"	"	"	"	"
Salvador	"	"	38.2 "	"	"	"	"	"	"
Chile.	Gold	Peso	36.5 "	Libra	1.043 lbs.	Quartillo Fanega	1.353 qts. 2.1458 bu.	Vara	33.367 in.
China	Silver	(Silver peso) Shanghai tael.	.801 1.20775	Tael Catty Picul Ton.	.683 lbs. 1.33 " 133.33 " 2,240 "	Same as Canadian.	"	10 fm = 1 tsim = 14.1 " 10 tsim = 1 chek = 14.1 " 10 chek = 1 ch tung = nearly 4yds.	1.41 Eng. in. 14.1 " nearly 4yds.
Congo Free States.	Gold	Franc	19.3 cents	Metric.	1.061 lbs.	Metric.	3.552galls.	Metric.	33.384 in.
Cuba	"	Peso	92.6 "	Libra=16 onzas	25.4024 lbs.	Arroba=32 quart. Fanega=12 almud. Pot	1.332 bush. 21.9galls.	Vara (3 pias)	"
Denmark	"	Crown	26.8 "	Pund	1.102 "	"	3.8 Imp. (bus.(corn.) 4.6775 bus. (coal.)	Ell	2.06 ft.
Ecuador	"	Suca	48.7 cents.	Metric	"	Tender. Viertel. Metric.	1.7 galls.	Foot. Metric.	1.03

SESSIONAL PAPER No. 10f

Egypt.	Gold.	Pound of 100 piastres.	\$4.34 ¹⁰ / ₁₀₀	Metric *oke Kantar = 36 okes.	2.75 lbs.	Metric.	576 gall.	Metric.	649 yds.
Finland	"	Mark of 100 penni.	19.3 "	"	0.937 lbs.	Can.	"	"	"
France.	"	Franc.	19.3 "	Metric.	"	Metric.	"	"	"
German Empire.	"	Mark.	23.8 "	"	"	"	"	"	"
Greece.	"	Drachma.	19.3 "	"	"	"	"	"	"
Hayti.	"	Gouarde peso.	96.5 "	Libra 1 lb.	27.5375 lbs.	"	"	"	"
	"			Arroba.	100.06875 "	"	"	"	"
Italy	"	Lira.	19.3 "	Quintal.	"	Metric.	"	"	"
	"			Metric.	"	"	"	"	"
Japan	"	Yen.	49.8 "	1 kwann-me = 1,000 monme.	"	"	"	"	10 ba = 1 sun = 1 193 in.
	"			1 hiyaku-me = 100 monme.	"	"	"	"	10 sun = 1 shaku = 11.43 in.
	"			1 monme = 10 fun	0.0082817 lbs.	"	"	"	10 shaku = 1 jo = 119.3 in.
	"			avoirdupois.	"	"	"	"	"
Java.	Silver.	Dollar of 2 ¹ / ₂ guilders.	W. 9027 F. 868	Catty	1.333 lbs.	Same as Canadian.	"	"	"
	"			Picul	133.3 "	"	"	"	"
	"			Ton	2240 "	"	"	"	"
	"			Catty	1.35 "	"	"	"	"
	"			Spical	135 "	"	"	"	"
Liberia.	Gold.	Dollar.	Same as Canadian.	Same as Canadian.	"	"	"	"	"
	"			Metric.	"	"	"	"	"
Mexico.	"	Peso.	49.8 cents.	*Libra.	1.0142 lbs.	Metric.	833 l. m. p. gall.	Same as Canadian.	"
	"			Arroba = 25 libras	25.3645 "	France.	2.18 qts.	Metric.	"
Netherlands.	"	Florin	40.2 "	Metric.	"	Fauaga.	1.291 bush.	Vara.	32.9 in.
Norway	"	Crown.	26.8 "	"	"	Metric.	"	"	"
	"			*Skacpound.	437 lbs.	"	"	"	"
Persia.	Silver.	Kran.	7 "	Libra.	1.0143 lbs.	"	"	"	"
Peru.	Gold.	Sol.	48.7 "	Metric.	"	"	"	"	"
	"			Libra = 16 onzas.	1.0161 lbs.	Metric.	"	"	"
Philippine Islands	"	Peso.	50.0 "	Arroba = 32 quart.	"	"	"	"	"
Porto Rico.	"	"	92.6 cents.	Libra = 25 libras	25.402 "	Fauaga = 12 almud.	3.552 galls.	Vara (3 pies)	33.384 in.
	"			Metric.	"	"	"	"	"
Portugal.	"	Milreis.	108 "	Arroba = 25 libras	"	"	"	"	"
Romania.	"	Leu.	19.3 "	Metric.	"	"	"	"	"

* Old weights and measures sometimes used.
 † The values in Chinese Imperial Customs Returns are always given in Haikwan taels, which are relatively i value equal to about 1.113 Shanghai taels. The tael is in reality not a standard of value (there is no such coin), but of weight, and when used in the sense of a value it only represents its weight in gold or silver, as the case may be, the real difficulty is to establish its exact equivalent in grams. Authorities differ greatly, as also does the practice in different sections of China. The Chinese are far from being inexact, and the probability is that there exists a standard, and a further probability that it is equal to 10 Japanese monme, or 579.72 grains, which figures have been used in computing the value as above. It will be observed, however, that these figures fall short about 3.61 grains from the weight usual (say 1¹/₂ oz. per tael) in dealing with the weights other than those of gold and silver. ‡ Usually reckoned same as Chinese Picul of 133¹/₃ lbs. † This is long measure. ‡ Cloth measure is 25% greater in length than long measure. Therefore by cloth measure 1 sun = 1.4916 in. 1 shaku = 14.916 in. and 1 jo = 149.16 in.

BRITISH and Foreign Currencies, Weights and Measures from those of Canada and used in the Tariffs, &c.—*Continued.*FOREIGN COUNTRIES—*Continued.*

Country.	Standard.	Monetary Unit.	Equivalent Value in Canadian Currency.	Weights.	Canadian Equivalent.	Measure of Capacity.	Canadian Equivalent.	Measure of Length.	Canadian Equivalent.
Russia.	Gold.	Ruble.	51-5 cents.	Pood = 40 funts.	36 lbs. avoirdupois.	Vedro = 10 kronckhas	2-707 I m p. galls.	Sajoue = 3 arshins. Arshin = 16 vershoks. Russian inch.	7 ft. 28 inches. English inch
Servia.	"	Dinar.	19-3 cents.	Metric.				Metric.	
Siam.	Silver.	Tical.	W. 488 F. 880	Bat or tical. Catty SPical Coyan. Metric. Skaepund Metric.	0-337 lbs. 1-35 " 135 " 3-238 " 937 lbs. 2-69 lbs.				
Spain	Gold.	Pescata.	19-3 cents	Oke Kantar = 40 okes.					
Sweden	"	Crown.	26-8 "						
Switzerland	"	Franc.	19-3 "						
Tripod	Silver.	Mahbul of 20 piastres.	Contains 313-2 grains of pure silver, but as the weight of the coin is not attainable the usual figures cannot be given. It is worth about 83 of the value of the Mexican silver dollar.						
Tunis.	"	5 piastres.	W. 511 F. 899						
Turkey	Gold.	Piastres.	4-4 cents	Metric; oke. Kantar = 44 okes. Tchecky = 4 kantars.	2-8 lbs.		2-2 galls.	Metric. Arelime = 8 roupe. 1 roupe = 2 ghunraghs.	26-779 in.
United States of America	"	Dollar.	Practically same as Canadian, actually about 31.5 of 1% more; 29,139 U. S. dollars are legally of the same value as 29,200 Canadian dollars.				833 I m p. gall.	Same as Canadian.	

SESSIONAL PAPER No. 10f

	W.	F.					
Uruguay	Dollar, silver859	.900				
Venezuela	Trade dollar875	.900				
	Peso	103.4	cents				
	Bolivar	19.3	"				
				Metric *libra =	1.0143 lbs.	Metric ; fanega =	6.48 bush.
				Metric		Metric	"
				*Libra = 16 onzas =	1.0161 lbs.	Arroba = 32 quartillos	3.552 galls Vara (3 pies)
				Arroba = 25 libras	25.4024 "	Fanega = 12 almudes	1.332 bush.

§ Usually reckoned the same as the Chinese picul of 133 $\frac{1}{3}$ lbs. * Old weights and measures sometimes used.

9-10 EDWARD VII., A. 1910

TABLE of constant Factors, which multiplied by the current value per ounce of silver either pure or standard as the case may be, will give the value of the silver contained in the coin referred to, to which if there be added a small percentage to cover the value of the alloy and the cost of coinage, the aggregate will equal the the intrinsic value in Canadian currency of the coin in question.

Country.	Monetary Unit.	Constant factor to be Multiplied by price per ounce of	
		Pure Silver.	Standard Silver.
Bolivia.....	Dollar.....	7209	77935
British North Borneo.....	".....	7857	84940
Ceylon.....	Rupce.....	34375	37162
China.....	Shanghai tael....	1 06885	1 15552
	Haikwan tael....	1 20775	1 30567
Colombia.....	Peso.....	71949	77782
Guatemala.....	".....	7227	78129
Honduras.....	".....	7361	79578
Hong Kong.....	Dollar.....	7857	84940
Java.....	".....	78354	84707
Labuan.....	".....	7857	84940
Mauritius.....	Rupce.....	34375	37162
Nicaragua.....	Peso.....	7361	79578
Persia.....	Kran.....	13118	14182
Philippine Islands.....	Peso.....	75114	81204
Sarawak.....	Dollar.....	6857	89940
Salvador.....	Peso.....	8361	79578
Siam.....	Tical.....	42944	46425
Straits Settlements.....	Dollar.....	7857	84940
Tunis.....	5 piastres.....	45939	49663

SESSIONAL PAPER No. 10f

TABLE of Sterling Pence (20 to 31 $\frac{1}{8}$) and fractions thereof, with statutory equivalents in Canadian cents and decimal parts thereof, for use in connection with the foregoing table of Constant Factors.

EXAMPLE—Silver at 27 $\frac{5}{8}$ pence per oz. standard, what is the value of the silver in the Bolivian dollar
ANSWER— $.77935 \times 56.016 = 43.656$, or nearly 43 $\frac{3}{4}$ cents.

Pence.	Cents.	Pence.	Cents.	Pence.	Cents.
20	40.555	24	48.666	28	56.777
20 $\frac{1}{2}$	40.809	24 $\frac{1}{2}$	48.920	28 $\frac{1}{2}$	57.030
20 $\frac{1}{4}$	41.062	24 $\frac{1}{4}$	49.173	28 $\frac{1}{4}$	57.284
20 $\frac{3}{8}$	41.315	24 $\frac{3}{8}$	49.427	28 $\frac{3}{8}$	57.537
20 $\frac{1}{2}$	41.569	24 $\frac{1}{2}$	49.680	28 $\frac{1}{2}$	57.791
20 $\frac{3}{4}$	41.822	24 $\frac{3}{4}$	49.934	28 $\frac{3}{4}$	58.044
20 $\frac{7}{8}$	42.076	24 $\frac{7}{8}$	50.187	28 $\frac{7}{8}$	58.298
20 $\frac{1}{2}$	42.329	24 $\frac{1}{2}$	50.440	28 $\frac{1}{2}$	58.551
21	42.583	25	50.694	29	58.805
21 $\frac{1}{2}$	42.836	25 $\frac{1}{2}$	50.947	29 $\frac{1}{2}$	59.058
21 $\frac{1}{4}$	43.090	25 $\frac{1}{4}$	51.201	29 $\frac{1}{4}$	59.312
21 $\frac{3}{8}$	43.343	25 $\frac{3}{8}$	51.454	29 $\frac{3}{8}$	59.565
21 $\frac{1}{2}$	43.597	25 $\frac{1}{2}$	51.708	29 $\frac{1}{2}$	59.819
21 $\frac{3}{4}$	43.850	25 $\frac{3}{4}$	51.961	29 $\frac{3}{4}$	60.072
21 $\frac{7}{8}$	44.104	25 $\frac{7}{8}$	52.215	29 $\frac{7}{8}$	60.326
22	44.357	25 $\frac{1}{2}$	52.468	29 $\frac{1}{2}$	60.579
22 $\frac{1}{2}$	44.611	26	52.722	30	60.832
22 $\frac{1}{4}$	44.864	26 $\frac{1}{4}$	52.975	30 $\frac{1}{4}$	61.085
22 $\frac{3}{8}$	45.118	26 $\frac{1}{8}$	53.229	30 $\frac{1}{8}$	61.339
22 $\frac{1}{2}$	45.371	26 $\frac{1}{2}$	53.482	30 $\frac{1}{2}$	61.592
22 $\frac{3}{4}$	45.625	26 $\frac{3}{4}$	53.736	30 $\frac{3}{4}$	61.846
22 $\frac{7}{8}$	45.878	26 $\frac{7}{8}$	53.989	30 $\frac{7}{8}$	62.099
22 $\frac{1}{2}$	46.131	26 $\frac{1}{2}$	54.243	30 $\frac{1}{2}$	62.353
22 $\frac{3}{4}$	46.385	26 $\frac{3}{4}$	54.496	30 $\frac{3}{4}$	62.606
23	46.638	26 $\frac{1}{2}$	54.75	30 $\frac{1}{2}$	62.86
23 $\frac{1}{2}$	46.892	27	54.75	31	62.86
23 $\frac{1}{4}$	47.145	27 $\frac{1}{4}$	55.002	31 $\frac{1}{4}$	63.113
23 $\frac{3}{8}$	47.399	27 $\frac{1}{8}$	55.256	31 $\frac{1}{8}$	63.367
23 $\frac{1}{2}$	47.652	27 $\frac{1}{2}$	55.509	31 $\frac{1}{2}$	63.620
23 $\frac{3}{4}$	47.906	27 $\frac{3}{4}$	55.763	31 $\frac{3}{4}$	63.874
23 $\frac{7}{8}$	48.159	27 $\frac{7}{8}$	56.016	31 $\frac{7}{8}$	64.127
23 $\frac{1}{2}$	48.413	27 $\frac{1}{2}$	56.27	31 $\frac{1}{2}$	64.381
		27 $\frac{3}{4}$	56.523	31 $\frac{3}{4}$	64.634

SESSIONAL PAPER No. 10f

35	7.11	3.22	90	18.27	8.29	1.15	29.44	13.35	200	49.60	18.42
36	7.31	3.31	91	18.47	8.38	1.16	29.64	13.45	205	41.62	18.98
37	7.51	3.40	92	18.68	8.47	1.17	29.84	13.54	210	42.63	19.31
38	7.71	3.49	93	18.88	8.56	1.18	30.04	13.63	215	43.65	19.80
39	7.91	3.58	94	19.08	8.66	1.19	30.25	13.73	220	44.66	20.26
40	8.12	3.69	95	19.29	8.75	1.20	30.45	13.82	225	45.68	20.73
41	8.32	3.78	96	19.49	8.84	1.21	30.65	13.91	230	46.70	21.20
42	8.53	3.87	97	19.69	8.93	1.22	30.86	14.00	235	47.72	21.68
43	8.73	3.96	98	19.89	9.02	1.23	31.06	14.09	240	48.74	22.15
44	8.93	4.05	99	20.10	9.12	1.24	31.26	14.18	245	49.76	22.63
45	9.14	4.15	100	20.30	9.21	1.25	31.47	14.28	250	50.78	23.10
46	9.34	4.24	101	20.50	9.30	1.26	31.67	14.37	255	51.80	23.58
47	9.54	4.33	102	20.71	9.40	1.27	31.87	14.46	260	52.82	24.05
48	9.74	4.42	103	20.91	9.49	1.28	32.07	14.55	265	53.84	24.53
49	9.95	4.51	104	21.11	9.58	1.29	32.28	14.65	270	54.86	25.00
50	10.15	4.60	105	21.32	9.67	1.30	32.48	14.74	275	55.88	25.48
51	10.35	4.69	106	21.52	9.76	1.31	32.68	14.83	280	56.90	25.95
52	10.56	4.79	107	21.72	9.85	1.32	32.89	14.92	285	57.92	26.43
53	10.76	4.88	108	21.92	9.95	1.33	33.09	15.01	290	58.94	26.90
54	10.96	4.97	109	22.13	10.04	1.34	33.29	15.10	295	59.96	27.38
55	11.17	5.07	110	22.33	10.13	1.35	33.50	15.20	300	60.98	27.85
											460.53

COINAGE OF UNDERMENTIONED COUNTRIES WITH EQUIVALENT VALUE IN CANADIAN CURRENCY.

Country.	Monetary Unit.		Equivalent Value in Canadian Currency.		Weights and Measures in use.
	Cts.	20's	Cts.	20's	
Austria.....	Krone.....				Metric.
Hungary.....	Krona.....				Metric.

SESSIONAL PAPER No. 10f

35	6 76	3 07	90	17 37	7 89	145	27 99	12 72	200	38 60	17 54
36	6 95	3 16	91	17 56	7 98	146	28 18	12 81	205	39 57	17 98
37	7 14	3 25	92	17 76	8 07	147	28 37	12 89	210	40 53	18 42
38	7 33	3 33	93	17 95	8 16	148	28 56	12 98	215	41 50	18 86
39	7 53	3 42	94	18 14	8 25	149	28 76	13 07	220	42 46	19 29
40	7 72	3 51	95	18 34	8 34	150	28 95	13 16	225	43 43	19 74
41	7 91	3 60	96	18 53	8 42	151	29 14	13 24	230	44 38	20 18
42	8 11	3 69	97	18 72	8 51	152	29 34	13 33	235	45 35	20 62
43	8 30	3 77	98	18 91	8 60	153	29 53	13 42	240	46 32	21 06
44	8 49	3 86	99	19 11	8 69	154	29 72	13 51	245	47 29	21 50
45	8 69	3 95	100	19 30	8 77	155	29 92	13 60	250	48 26	22 34
46	8 88	4 04	101	19 49	8 86	156	30 11	13 68	255	49 23	23 18
47	9 07	4 12	102	19 69	8 95	157	30 30	13 77	260	50 20	24 02
48	9 26	4 21	103	19 88	9 03	158	30 49	13 85	265	51 17	24 86
49	9 46	4 30	104	20 07	9 12	159	30 69	13 95	270	52 14	25 70
50	9 65	4 39	105	20 27	9 21	160	30 88	14 03	275	53 11	26 54
51	9 84	4 47	106	20 46	9 30	161	31 07	14 12	280	54 08	27 38
52	10 04	4 56	107	20 65	9 38	162	31 27	14 21	285	55 05	28 22
53	10 23	4 65	108	20 84	9 47	163	31 46	14 30	290	56 02	29 06
54	10 42	4 74	109	21 04	9 56	164	31 65	14 38	295	57 00	29 90
55	10 62	4 83	110	21 23	9 65	165	31 85	14 47	300	58 00	30 74

COINAGE of the Undermentioned Countries with Equivalent Value in Canadian Currency.

Country.	Monetary Unit.	Equivalent Value in Canadian Currency.	Weights and Measures in use.
Belgium.....	Franc.....	Cts.	Metric.
Bulgaria.....	Leva.....	19 3	"
Congo Free State.....	Franc.....	19 3	"
France.....	Franc.....	19 3	"
Italy.....	Lira.....	19 3	"
Romania.....	Leu.....	19 3	"
Serbia.....	Dinar.....	19 3	"
Spain.....	Poseta.....	19 3	"
Switzerland.....	Franc.....	19 3	"
Venezuela.....	Bolivar.....	19 3	"

TABLE showing Kroner per 100 kilograms with Canadian Equivalent per 100 kilograms and per 100 pounds.

NOTE:—This table will apply to the following Countries—Denmark, Norway and Sweden.

Kroner.	Per 100 Kilograms.		Per 100 Pounds.		Kroner.		Per 100 Kilograms.		Per 100 Pounds.		Kroner.		Per 100 Kilograms.		Per 100 Pounds.	
	%	cts.	%	cts.	%	cts.	%	cts.	%	cts.	%	cts.	%	cts.	%	cts.
1	0.268	0.122	15.008	6.81	111	29.748	13.50	44.488	20.18							
2	0.536	0.243	15.276	6.93	112	30.016	13.62	44.756	20.31							
3	0.804	0.365	15.544	7.05	113	30.284	13.74	45.024	20.43							
4	1.072	0.486	15.812	7.17	114	30.552	13.86	45.292	20.55							
5	1.34	0.608	16.08	7.29	115	30.82	13.98	45.56	20.67							
6	1.608	0.730	16.348	7.42	116	31.088	14.10	45.828	20.79							
7	1.876	0.851	16.616	7.54	117	31.356	14.23	46.096	20.91							
8	2.144	0.973	16.884	7.66	118	31.624	14.35	46.364	21.04							
9	2.412	1.095	17.152	7.78	119	31.892	14.47	46.632	21.16							
10	2.68	1.217	17.42	7.90	120	32.16	14.59	46.90	21.28							
11	2.948	1.34	17.688	8.02	121	32.428	14.71	47.168	21.40							
12	3.216	1.46	17.956	8.15	122	32.696	14.83	47.436	21.52							
13	3.484	1.58	18.224	8.27	123	32.964	14.96	47.704	21.64							
14	3.752	1.70	18.492	8.39	124	33.232	15.08	47.972	21.77							
15	4.02	1.82	18.76	8.51	125	33.50	15.20	48.24	21.89							
16	4.288	1.95	19.028	8.63	126	33.768	15.32	48.508	22.01							
17	4.556	2.07	19.296	8.75	127	34.036	15.44	48.776	22.13							
18	4.824	2.19	19.564	8.88	128	34.304	15.56	49.044	22.25							
19	5.092	2.31	19.832	9.00	129	34.572	15.69	49.312	22.37							
20	5.36	2.43	20.10	9.12	130	34.84	15.81	49.58	22.50							
21	5.628	2.55	20.368	9.24	131	35.108	15.93	49.848	22.62							
22	5.896	2.67	20.636	9.36	132	35.376	16.05	50.116	22.74							
23	6.164	2.79	20.904	9.48	133	35.644	16.17	50.384	22.86							
24	6.432	2.92	21.172	9.61	134	35.912	16.29	50.652	22.98							
25	6.70	3.04	21.44	9.73	135	36.18	16.42	50.92	23.10							
26	6.968	3.16	21.708	9.85	136	36.448	16.54	51.188	23.22							
27	7.236	3.28	21.976	9.97	137	36.716	16.66	51.456	23.35							
28	7.504	3.40	22.244	10.09	138	36.984	16.78	51.724	23.47							
29	7.772	3.52	22.512	10.21	139	37.252	16.90	51.992	23.59							
30	8.04	3.64	22.78	10.33	140	37.52	17.02	52.26	23.71							
31	8.308	3.76	23.048	10.46	141	37.788	17.15	52.528	23.83							
32	8.576	3.89	23.316	10.58	142	38.056	17.27	52.796	23.95							
33	8.844	4.01	23.584	10.70	143	38.324	17.39	53.064	24.08							
34	9.112	4.13	23.852	10.82	144	38.592	17.51	53.332	24.20							

SESSIONAL PAPER No. 10f

35	9.38	10.94	15	38.86	17.63	200	53.60	24.32
36	4.27	11.07	16	39.128	17.75	205	54.94	24.45
37	4.49	11.19	17	39.396	17.87	210	56.28	25.53
38	4.62	11.31	18	39.664	17.99	215	57.62	26.14
39	4.74	11.43	19	39.932	18.12	220	58.96	26.75
40	4.86	11.55	20	40.20	18.24	225	60.30	27.35
41	4.98	11.67	21	40.468	18.36	230	61.64	28.00
42	5.10	11.79	22	40.736	18.48	235	62.98	28.70
43	5.22	11.92	23	41.004	18.60	240	64.32	29.44
44	5.35	12.04	24	41.272	18.73	245	65.66	30.18
45	5.47	12.16	25	41.54	18.85	250	67.00	30.92
46	5.59	12.28	26	41.808	18.97	255	68.34	31.66
47	5.71	12.40	27	42.076	19.09	260	69.68	32.40
48	5.83	12.52	28	42.344	19.21	265	71.02	33.14
49	5.95	12.65	29	42.612	19.33	270	72.36	33.88
50	6.07	12.77	30	42.88	19.46	275	73.70	34.62
51	6.19	12.89	31	43.148	19.58	280	75.04	35.36
52	6.32	13.01	32	43.416	19.70	285	76.38	36.10
53	6.44	13.13	33	43.684	19.82	290	77.72	36.84
54	6.56	13.25	34	43.952	19.94	295	79.06	37.58
55	6.68	13.37	35	44.22	20.06	300	80.40	38.32

COINAGE OF UNDERMENTIONED COUNTRIES WITH EQUIVALENT VALUE IN CANADIAN CURRENCY.

Country.	Monetary Unit.	Equivalent Value in Canadian Currency.	Weights and Measures in use.	
			Cus.	Metric.
Denmark.....	Krone.....	26.8	"	"
Norway.....	Krone.....	26.8	"	"
Sweden.....	Krona.....	26.8	"	"

TABLE showing Gulden per 100 kilograms with Canadian Equivalent per 100 kilograms and per 100 pounds.

Gulden.	Per 100 Kilograms.		Per 100 Pounds.		Gulden.	Per 100 Kilograms.		Per 100 Pounds.		Gulden.	Per 100 Kilograms.		Per 100 Pounds.	
	§	cts.	§	cts.		§	cts.	§	cts.		§	cts.	§	cts.
1	6.402	182	22.51	10.21	111	44.62	20.25	166	66.73	30.28	66.73	30.28		
2	0.80	363	22.91	10.39	112	45.02	20.43	167	67.13	30.46	67.13	30.46		
3	1.21	549	23.32	10.58	113	45.43	20.61	168	67.54	30.64	67.54	30.64		
4	1.61	733	23.72	10.76	114	45.83	20.79	169	67.94	30.83	67.94	30.83		
5	2.01	912	24.12	10.94	115	46.23	20.98	170	68.34	31.01	68.34	31.01		
6	2.41	1,099	24.52	11.13	116	46.63	21.16	171	68.74	31.19	68.74	31.19		
7	2.81	1,277	24.92	11.31	117	47.03	21.34	172	69.14	31.37	69.14	31.37		
8	3.22	1,466	25.33	11.49	118	47.44	21.52	173	69.55	31.56	69.55	31.56		
9	3.62	1,644	25.73	11.67	119	47.84	21.71	174	69.95	31.74	69.95	31.74		
10	4.02	1,822	26.13	11.86	120	48.24	21.89	175	70.35	31.92	70.35	31.92		
11	4.42	2,000	26.53	12.04	121	48.64	22.07	176	70.75	32.10	70.75	32.10		
12	4.82	2,188	26.93	12.22	122	49.04	22.25	177	71.15	32.28	71.15	32.28		
13	5.23	2,377	27.34	12.40	123	49.45	22.44	178	71.56	32.47	71.56	32.47		
14	5.63	2,555	27.74	12.59	124	49.85	22.62	179	71.96	32.65	71.96	32.65		
15	6.03	2,733	28.14	12.77	125	50.25	22.80	180	72.36	32.83	72.36	32.83		
16	6.43	2,922	28.54	12.95	126	50.65	22.98	181	72.76	33.01	72.76	33.01		
17	6.83	3,100	28.94	13.13	127	51.05	23.16	182	73.16	33.19	73.16	33.19		
18	7.24	3,288	29.35	13.32	128	51.46	23.35	183	73.57	33.38	73.57	33.38		
19	7.64	3,466	29.75	13.50	129	51.86	23.53	184	73.97	33.56	73.97	33.56		
20	8.04	3,655	30.15	13.68	130	52.26	23.71	185	74.37	33.74	74.37	33.74		
21	8.44	3,833	30.55	13.86	131	52.66	23.89	186	74.77	33.92	74.77	33.92		
22	8.84	4,012	30.95	14.04	132	53.06	24.07	187	75.17	34.11	75.17	34.11		
23	9.25	4,200	31.36	14.23	133	53.47	24.26	188	75.58	34.29	75.58	34.29		
24	9.65	4,388	31.76	14.41	134	53.87	24.44	189	75.98	34.47	75.98	34.47		
25	10.05	4,566	32.16	14.59	135	54.27	24.62	190	76.38	34.66	76.38	34.66		
26	10.45	4,744	32.56	14.77	136	54.67	24.80	191	76.78	34.84	76.78	34.84		
27	10.85	4,922	32.96	14.95	137	55.07	24.99	192	77.18	35.02	77.18	35.02		
28	11.26	5,111	33.37	15.14	138	55.48	25.17	193	77.59	35.20	77.59	35.20		
29	11.66	5,299	33.77	15.32	139	55.88	25.35	194	77.99	35.39	77.99	35.39		
30	12.06	5,477	34.17	15.50	140	56.28	25.53	195	78.39	35.57	78.39	35.57		
31	12.46	5,655	34.57	15.69	141	56.68	25.72	196	78.79	35.75	78.79	35.75		
32	12.86	5,833	34.97	15.87	142	57.08	25.90	197	79.19	35.93	79.19	35.93		
33	13.27	6,022	35.38	16.05	143	57.49	26.08	198	79.60	36.12	79.60	36.12		
34	13.67	6,210	35.78	16.23	144	57.89	26.27	199	80.00	36.30	80.00	36.30		

NOTE:—This table will apply to the following Country—Holland.

TABLE showing Marks per 100 kilograms with Canadian Equivalent per 100 kilograms and per 100 pounds.

Note: This table will apply to the following Country - Germany.

Per 100 Kilograms.	Per 100 Pounds.	Per 100 Kilograms.	Per 100 Pounds.	Per 100 Kilograms.	Per 100 Pounds.	Per 100 Kilograms.	Per 100 Pounds.	Per 100 Kilograms.	Per 100 Pounds.
Marks.	% cts.	Marks.	% cts.	Marks.	% cts.	Marks.	% cts.	Marks.	% cts.
1	238	56	13 328	111	26 418	166	39 508	17 93	17 93
2	476	57	13 566	112	26 656	167	39 746	18 03	18 03
3	714	58	13 804	113	26 894	168	39 984	18 14	18 14
4	952	59	14 042	114	27 132	169	40 222	18 25	18 25
5	1 190	60	14 280	115	27 370	170	40 460	18 36	18 36
6	1 428	61	14 518	116	27 608	171	40 698	18 47	18 47
7	1 666	62	14 756	117	27 846	172	40 936	18 57	18 57
8	1 904	63	14 994	118	28 084	173	41 174	18 68	18 68
9	2 142	64	15 232	119	28 322	174	41 412	18 79	18 79
10	2 380	65	15 470	120	28 560	175	41 650	18 90	18 90
11	2 618	66	15 708	121	28 798	176	41 888	19 01	19 01
12	2 856	67	15 946	122	29 036	177	42 126	19 11	19 11
13	3 094	68	16 184	123	29 274	178	42 364	19 22	19 22
14	3 332	69	16 422	124	29 512	179	42 602	19 33	19 33
15	3 570	70	16 660	125	29 750	180	42 840	19 44	19 44
16	3 808	71	16 898	126	29 988	181	43 078	19 55	19 55
17	4 046	72	17 136	127	30 226	182	43 316	19 65	19 65
18	4 284	73	17 374	128	30 464	183	43 554	19 76	19 76
19	4 522	74	17 612	129	30 702	184	43 792	19 87	19 87
20	4 760	75	17 850	130	30 940	185	44 030	19 98	19 98
21	4 998	76	18 088	131	31 178	186	44 268	20 09	20 09
22	5 236	77	18 326	132	31 416	187	44 506	20 19	20 19
23	5 474	78	18 564	133	31 654	188	44 744	20 30	20 30
24	5 712	79	18 802	134	31 892	189	44 982	20 41	20 41
25	5 950	80	19 040	135	32 130	190	45 220	20 52	20 52
26	6 188	81	19 278	136	32 368	191	45 458	20 63	20 63
27	6 426	82	19 516	137	32 606	192	45 696	20 73	20 73
28	6 664	83	19 754	138	32 844	193	45 934	20 84	20 84
29	6 902	84	19 992	139	33 082	194	46 172	20 95	20 95
30	7 140	85	20 230	140	33 320	195	46 410	21 06	21 06
31	7 378	86	20 468	141	33 558	196	46 648	21 17	21 17
32	7 616	87	20 706	142	33 796	197	46 886	21 27	21 27
33	7 854	88	20 944	143	34 034	198	47 124	21 38	21 38
34	8 092	89	21 182	144	34 272	199	47 362	21 49	21 49

SESSIONAL PAPER No. 10f

35	8.33	21.42	9.72	145	31.51	15.66	200	47.60	21.60
36	8.568	21.658	9.83	146	31.748	15.77	205	48.79	22.14
37	8.806	21.896	9.93	147	31.986	15.87	210	49.98	22.68
38	9.044	22.134	10.04	148	32.224	15.98	215	51.17	23.22
39	9.282	22.372	10.15	149	32.462	16.09	220	52.36	23.76
40	9.52	22.61	10.26	150	32.70	16.20	225	53.55	24.30
41	9.758	22.848	10.37	151	32.938	16.31	230	54.74	24.84
42	9.996	23.086	10.47	152	33.176	16.41	235	55.93	25.38
43	10.234	23.324	10.58	153	33.414	16.52	240	57.12	25.92
44	10.472	23.562	10.69	154	33.652	16.63	245	58.31	26.46
45	10.71	23.80	10.80	155	33.89	16.74	250	59.50	27.00
46	10.948	24.038	10.90	156	34.128	16.85	255	60.69	27.54
47	11.186	24.276	11.01	157	34.366	16.95	260	61.88	28.08
48	11.424	24.514	11.12	158	34.604	17.06	265	63.07	28.62
49	11.662	24.752	11.23	159	34.842	17.17	270	64.26	29.16
50	11.90	24.99	11.34	160	35.08	17.28	275	65.45	29.70
51	12.138	25.228	11.44	161	35.318	17.38	280	66.64	30.24
52	12.376	25.466	11.55	162	35.556	17.49	285	67.83	30.78
53	12.614	25.704	11.66	163	35.794	17.60	290	69.02	31.32
54	12.852	25.942	11.77	164	36.032	17.71	295	70.21	31.86
55	13.09	26.18	11.88	165	36.27	17.82	300	71.40	32.40
								72.59	32.94
								73.78	33.48
								74.97	34.02
								76.16	34.56
								77.35	35.10
								78.54	35.64
								79.73	36.18
								80.92	36.72
								82.11	37.26
								83.30	37.80
								84.49	38.34
								85.68	38.88
								86.87	39.42
								88.06	39.96
								89.25	40.50
								90.44	41.04
								91.63	41.58
								92.82	42.12
								94.01	42.66
								95.20	43.20
								96.39	43.74
								97.58	44.28
								98.77	44.82
								100.00	45.36

COINAGE of Undermentioned Country with Equivalent Value in Canadian Currency.

Country.	Monetary Unit.	Equivalent Value in Canadian Currency.	Weights and Measures in use.
Germany.....	Mark.....	Cts. 23.8	Metric.

TABLE showing Yens per 100 kilograms with Canadian Equivalent per 100 kilograms and per 100 pounds.

Note:—This table will apply to the following Countries—Japan and Mexico.

Per 100 Kilograms.	Per 100 Kilograms.	Per 100 Pounds.	Per 100 Kilograms.		Per 100 Pounds.		Per 100 Kilograms.	Per 100 Kilograms.	Per 100 Pounds.	Per 100 Kilograms.	Per 100 Kilograms.	Per 100 Pounds.
			Yens.	¢	cts.	¢						
1	198	226	56	27 888	12 65	111	55 278	25 08	106	82 668	37 51	
2	996	452	57	28 386	12 88	112	55 776	25 31	167	83 166	37 73	
3	1 494	678	58	28 884	13 11	113	56 274	25 53	168	83 664	37 96	
4	1 992	904	59	29 382	13 33	114	56 772	25 76	169	84 162	38 19	
5	2 490	1 130	60	29 880	13 56	115	57 270	25 98	170	84 660	38 41	
6	2 988	1 356	61	30 378	13 78	116	57 768	26 21	171	85 158	38 63	
7	3 486	1 582	62	30 876	14 01	117	58 266	26 44	172	85 656	38 86	
8	3 984	1 808	63	31 374	14 24	118	58 764	26 66	173	86 154	39 09	
9	4 482	2 034	64	31 872	14 47	119	59 262	26 89	174	86 652	39 32	
10	4 980	2 260	65	32 370	14 69	120	59 760	27 11	175	87 150	39 54	
11	5 478	2 486	66	32 868	14 91	121	60 258	27 34	176	87 648	39 77	
12	5 976	2 712	67	33 366	15 14	122	60 756	27 57	177	88 146	39 99	
13	6 474	2 938	68	33 864	15 37	123	61 254	27 79	178	88 644	40 22	
14	6 972	3 164	69	34 362	15 59	124	61 752	28 02	179	89 142	40 45	
15	7 470	3 390	70	34 860	15 82	125	62 250	28 24	180	89 640	40 67	
16	7 968	3 616	71	35 358	16 04	126	62 748	28 47	181	90 138	40 89	
17	8 466	3 842	72	35 856	16 27	127	63 246	28 70	182	90 636	41 12	
18	8 964	4 068	73	36 354	16 49	128	63 744	28 93	183	91 134	41 35	
19	9 462	4 294	74	36 852	16 72	129	64 242	29 15	184	91 632	41 58	
20	9 960	4 520	75	37 350	16 95	130	64 740	29 38	185	92 130	41 80	
21	10 458	4 746	76	37 848	17 17	131	65 238	29 60	186	92 628	42 03	
22	10 956	4 972	77	38 346	17 40	132	65 736	29 83	187	93 126	42 25	
23	11 454	5 198	78	38 844	17 62	133	66 234	30 05	188	93 624	42 48	
24	11 952	5 424	79	39 342	17 85	134	66 732	30 28	189	94 122	42 71	
25	12 450	5 650	80	39 840	18 08	135	67 230	30 50	190	94 620	42 93	
26	12 948	5 876	81	40 338	18 30	136	67 728	30 73	191	95 118	43 16	
27	13 446	6 102	82	40 836	18 53	137	68 226	30 96	192	95 616	43 38	
28	13 944	6 328	83	41 334	18 75	138	68 724	31 18	193	96 114	43 61	
29	14 442	6 554	84	41 832	18 98	139	69 222	31 41	194	96 612	43 83	
30	14 940	6 780	85	42 330	19 21	140	69 720	31 63	195	97 110	44 06	
31	15 438	7 006	86	42 828	19 43	141	70 218	31 86	196	97 608	44 29	
32	15 936	7 232	87	43 326	19 66	142	70 716	32 09	197	98 106	44 51	
33	16 434	7 458	88	43 824	19 88	143	71 214	32 31	198	98 604	44 74	
34	16 932	7 684	89	44 322	20 11	144	71 712	32 54	199	99 102	44 96	
35	17 430	7 910	90	44 820	20 34	145	72 210	32 76	200	99 600	45 19	

SESSIONAL PAPER No. 10f

36	17 498	8.13	91	45 318	20 56	146	72 708	32 99	205	102 09	46 32
37	18 426	8.36	92	45 816	20 79	147	73 206	33 22	210	104 58	47 45
38	19 354	8.59	93	46 314	21 01	148	73 704	33 44	215	107 07	48 58
39	19 422	8.81	94	46 812	21 24	149	74 202	33 67	220	109 56	49 71
40	19 92	9 04	95	47 310	21 47	150	74 700	33 89	225	112 05	50 84
41	20 418	9 26	96	47 808	21 69	151	75 198	34 12	230	124 50	56 49
42	20 916	9 49	97	48 306	21 92	152	75 696	34 34	275	136 95	62 14
43	21 414	9 72	98	48 804	22 14	153	76 194	34 57	300	149 40	67 79
44	21 912	9 94	99	49 302	22 37	154	76 692	34 80	400	199 20	90 38
45	22 410	10 17	100	49 800	22 60	155	77 190	35 02	500	249 00	112 98
46	22 908	10 39	101	50 298	22 82	156	77 688	35 25	600	298 80	135 57
47	23 406	10 62	102	50 796	23 05	157	78 186	35 47	700	348 60	158 17
48	23 904	10 85	103	51 294	23 28	158	78 684	35 70	800	398 40	180 76
49	24 402	11 07	104	51 792	23 50	159	79 182	35 93	900	448 20	203 36
50	24 900	11 30	105	52 290	23 73	160	79 680	36 15	1,000	498 00	225 95
51	25 398	11 52	106	52 788	23 95	161	80 178	36 38	1,500	747 00	338 53
52	25 896	11 75	107	53 286	24 18	162	80 676	36 60	2,000	996 00	451 91
53	26 394	11 98	108	53 784	24 40	163	81 174	36 83	3,000	1,494 00	677 86
54	26 892	12 20	109	54 282	24 63	164	81 672	37 06	4,000	1,992 00	903 81
55	27 390	12 43	110	54 780	24 85	165	82 170	37 28	5,000	2,490 00	1,129 76

COINAGE of Undermentioned Countries with Equivalent Value in Canadian Currency.

Country.	Monetary Unit	Equivalent Value in Canadian Currency.	Weights and Measures in use.
Japan.....	Yen.....	Cts	Metric.
Mexico.....	Peso.....	49 8	"
		49 8	
		47 28	

PART VII

TRADE OF FOREIGN COUNTRIES

AND

TREATIES AND CONVENTIONS

TRADE OF FOREIGN COUNTRIES

The following tables, and other information, respecting the trade, &c., of the United Kingdom and some of her Colonies, as well as of several representative Foreign Countries, have been compiled for the purpose of showing in as concise a manner as possible the aggregate, as well as the distribution, of the trade of such countries during each of a period of years to date of the latest available report.

BRITISH EMPIRE
UNITED KINGDOM.

VALUE of the Total Imports and Exports of Merchandise, from and to each British Possession and Foreign Country for Years ended December 31, 1904 to 1908, inclusive.

1904	IMPORTS.					EXPORTS.				
	1905.	1906.	1907.	1908.	1908.	1904.	1905.	1906.	1907.	1908.
£	£	£	£	£	£	£	£	£	£	£
22,621,164	25,665,898	30,318,291	28,029,461	26,287,668	Canada	12,248,342	13,767,079	15,477,260	19,220,973	14,212,447
516,518	503,397	630,650	330,320	332,342	Newfoundland and Labrador	557,601	500,888	586,848	524,147	510,724
1,586,243	1,669,614	1,554,217	1,815,178	1,599,596	Channel Islands	1,320,912	1,321,448	1,353,186	1,413,399	1,521,912
29,297	38,985	30,214	36,214	23,911	Gibraltar	1,037,395	863,171	847,579	706,668	685,709
47,883	41,158	40,927	38,877	38,425	Malta and Gozo	1,273,001	1,193,337	1,110,638	1,042,681	1,054,419
2,456,982	2,368,642	2,739,458	3,431,876	2,929,341	Western Coast of Africa, including Gambia, Sierra Leone, the Gold Coast, Lagos and Niger Protectorate	3,035,418	3,036,910	3,277,885	4,314,075	4,458,509
176	230	68	128	171	Ascension	14,834	3,144	5,344	4,980	4,695
541	666	2,46	2,108	4,515	St. Helena	53,183	36,865	30,505	26,453	27,490
4,933,489	4,904,116	5,540,870	7,269,808	6,097,131	South Africa—Cape of Good Hope Natal	13,087,689	11,513,083	11,574,585	10,561,778	8,844,637
524,005	632,346	796,916	1,345,628	1,273,678	Eastern Coast of Africa, including Protectorates of Zanzibar and Pemba, and other British Possessions	5,965,434	6,326,284	5,147,410	4,383,866	4,314,693
195,831	183,200	233,692	370,567	273,862	Manrinas	317,727	462,015	570,655	629,455	463,655
264,554	153,532	121,352	317,452	270,146	Somaliland Protectorate	455,255	379,128	424,145	404,566	329,090
137,668	200,637	293,069	261,388	1,357	Aden	1,039	1,039	1,141	9,674	7,314
36,472,636	36,062,291	37,853,460	43,939,184	29,615,570	British India	327,209	262,136	268,746	332,258	279,494
6,283,820	6,835,775	8,903,228	9,032,683	7,969,868	Straits Settlements	41,544,494	44,361,453	46,410,498	53,311,127	50,844,283
147	231	89	9	9	Labuan	3,183,329	3,321,193	4,033,896	4,279,386	3,984,283
4,135,027	4,477,950	4,441,184	5,225,881	5,127,398	Ceylon	3,460	8,460	5,579	8,791	8,791
14,504	32,142	18,343	44,171	34,169	Seychelles	1,466,143	1,435,279	1,662,092	1,866,371	1,832,685
						17,242	19,690	22,003	29,098	23,764

SESSIONAL PAPER No. 10f

166,860	133,365	144,727	260,252	185,470	Cyprus.....	135,3065	142,702	127,632	169,160	146,454
466,811	386,440	638,507	618,800	547,339	Hong Kong.....	4,574,767	3,841,735	3,220,498	3,355,403	3,088,340
23,508,918	26,968,977	29,137,890	33,886,353	29,074,112	Australia, including Tasmania	19,841,230	19,476,468	22,781,283	27,146,865	25,661,023
12,741,510	13,391,222	15,607,731	17,783,749	14,664,337	New Zealand.....	6,897,420	6,994,806	8,052,476	9,441,908	9,513,174
24,918	111,024	20,841	6,311	224	Fiji Islands.....	38,978	37,078	94,148	118,055	64,172
.....	46,595	17,042	5,000	12,220	Other Islands in the Pacific (British)	1,120	3,276	6,512	2,001
4,569	6,512	3,193	1,903	2,872	Bermuda.....	29,232	191,136	117,066	139,840	126,270
9,656	9,981	15,360	31,132	52,969	British Borneo.....	22,025	33,242	30,918	31,432	27,723
2,845	450	580	808	594	" New Guinea.....	3,219	5,879	4,355	6,340	7,316
1,895,212	1,971,652	2,108,332	1,983,998	2,141,639	" West India Islands.....	24,383,945	23,141,569	25,155,221	3,010,230	2,682,801
477,874	553,663	526,041	597,357	633,770	" Guiana.....	638,894	724,429	724,340	720,684	754,277
183,509	185,069	207,234	176,398	159,795	" Honduras.....	98,994	111,623	111,623	138,641	129,187
132,118	141,031	144,694	174,579	158,921	Falkland Islands.....	39,386	40,520	44,905	53,989	52,721
103,103	154,491	161,327	169,107	185,700	Deep Sea Fisheries.....	1,452	1,592	1,766	1,794	1,905
120,018,406	127,868,726	142,165,240	157,137,054	129,828,058	Totals, British Possessions.....	120,783,496	122,712,920	130,647,051	147,454,081	135,666,567
31,402,838	33,366,234	30,051,348	31,423,088	28,176,982	Russia.....	15,285,157	14,884,050	15,942,037	19,063,421	20,505,208
9,707,442	9,827,993	10,731,582	11,065,767	10,349,771	Sweden.....	5,529,556	6,016,332	6,658,178	7,910,493	7,298,904
5,644,475	6,903,943	6,903,943	6,613,555	6,513,408	Norway.....	3,322,920	3,712,532	4,212,766	4,949,740	4,482,742
16,101,808	15,696,901	16,591,911	18,459,924	19,066,956	Denmark (including Iceland and Greenland)	4,031,248	4,669,671	5,385,693	6,317,439	5,302,320
146	108	319	22,346	11,456	Danish West India Islands.....	48,801	79,143	70,258	79,148	61,742
33,944,322	35,799,758	38,021,762	38,782,062	38,039,612	Germany.....	36,427,850	42,742,300	48,312,321	56,729,988	46,381,882
90,149	88,273	145,321	160,275	189,157	German Possessions.....	145,257	215,652	256,939	323,208	235,265
34,689,639	35,481,059	36,653,519	36,831,888	36,348,327	Holland.....	12,909,663	11,516,887	16,838,123	19,005,040	13,801,178
1,407,170	2,162,880	1,224,690	2,081,918	1,915,645	Dutch Possessions.....	3,692,515	3,674,031	3,745,429	4,048,699	3,984,843
27,536,425	27,751,288	29,033,411	28,291,426	27,151,508	Belgium.....	13,474,492	14,818,323	16,753,913	19,354,022	17,117,272
51,107,046	53,072,900	53,871,661	52,832,526	48,064,499	France.....	21,702,465	23,292,663	28,784,829	33,507,544	31,763,065
1,726,003	2,089,112	2,520,192	2,906,001	2,458,512	French Possessions.....	2,071,270	1,674,527	1,797,689	2,084,233	2,064,067
2,804,014	2,929,634	3,338,975	3,546,215	2,956,171	Portugal.....	2,675,580	3,296,436	3,258,436	3,310,471	2,973,705
324,109	341,148	394,721	740,821	782,929	Portuguese Possessions.....	2,647,651	3,518,548	3,893,046	3,759,635	3,648,593
13,672,310	13,858,681	15,827,713	16,843,180	13,331,156	Spain.....	4,911,213	4,841,774	5,339,688	5,829,688	5,722,121
1,560,187	1,663,937	1,549,413	1,593,852	1,478,800	Spanish Possessions.....	1,028,243	1,012,200	1,144,569	1,335,732	1,285,942
3,324,822	3,324,595	3,612,335	3,850,875	3,440,466	Italy.....	9,222,749	9,787,367	12,481,720	15,252,483	16,066,875
.....	433	433	Italian Possessions.....	6,216
1,817,054	1,488,604	1,212,890	1,088,553	1,301,752	Austria-Hungary.....	2,567,453	2,603,223	3,248,004	5,407,671	5,073,224
2,263,843	1,328,234	2,231,860	1,994,153	1,931,282	Greece.....	1,560,068	1,251,612	1,568,673	1,843,941	1,978,029
267,927	71,316	135,807	272,098	31,262	Bulgaria.....	583,147	619,761	651,568	609,724	708,451
3,126,567	1,689,513	3,613,414	5,084,963	3,434,330	Romania.....	60,460	53,359	58,359	62,543	243,105
3,454,048	5,491,443	6,075,535	6,005,521	5,153,149	Turkey, European and Asiatic (includ. Cyete)	1,152,184	1,305,658	1,670,319	2,160,166	2,033,254
14,302,290	14,976,188	16,858,247	22,225,375	17,590,930	Egypt.....	7,586,289	8,423,325	7,809,627	7,210,674	7,210,674
217,676	469,655	564,655	564,655	172,906	Tripoli.....	8,431,624	8,069,668	9,152,606	10,231,634	9,821,892
409,873	252,636	359,314	679,865	469,776	Tunis.....	129,144	140,079	154,358	182,351	127,243
505,855	467,314	356,414	538,150	763,969	Morocco.....	352,021	297,852	379,325	442,067	419,712
17,428	16,432	29,365	71,232	61,597	Congo Free State.....	930,720	739,533	904,329	939,444	1,270,013
.....	Western Coast of Africa.....	123,210	136,245	142,521	115,630	111,089
.....	1,045	1,857	1,602	Abyssinia.....	14,989	14,161	14,056	28,573	11,752
.....

SESSIONAL PAPER No. 10f

UNITED KINGDOM.

Total Quantities and Values of the Principal and Other Articles of Foreign and Colonial Merchandise Imported during the Years ended December 31, 1904 to 1908, inclusive.

ARTICLES.	1904.		1905.		1906.		1907.		1908.	
	Quantity.	Value. £	Quantity.	Value. £	Quantity.	Value. £	Quantity.	Value. £	Quantity.	Value. £
Animals, living:—										
Oxen, bulls, cows and calves.....	No.	549,532	565,139	9,665,806	561,215	9,732,180	472,015	8,105,109	383,129	6,549,285
Sheep and lambs.....	"	382,240	591,984	278,753	103,359	156,917	105,601	168,551	78,900	122,525
Horses.....	"	18,491	457,828	354,630	17,848	535,532	15,922	429,549	13,216	412,607
All other.....	"	1,641,276	37,057	2,429,239	1,839,373	41,647	1,591,512	33,624	1,735,621	30,147
Art, works of, other than pictures.....		179,074	232,315	225,765	225,765	202,217	202,217	202,217	214,200	214,200
Baskets and basket ware.....		244,568	227,430	227,430	227,426	227,426	227,426	227,426	227,426	227,426
Books.....	Cwt.	63,489	314,500	51,483	299,593	47,138	277,837	56,104	307,128	51,683
Bridles.....	Lbs.	4,569,892	612,865	554,753	3,075,153	4,501,073	598,114	612,318	4,828,935	648,085
Brushes.....		344,244	358,585	358,585	369,064	369,064	369,064	350,767	339,862	339,862
Buttons and studs, not of metal.....		2,833,028	349,751	349,751	4,270,097	346,027	4,613,004	377,139	4,482,352	339,567
Cannon.	Cross.	196,032	6,698,513	593,437	9,943,553	607,294	10,831,759	575,066	8,370,905	8,370,905
Manufactures of:										
Carriages, wagoettes, caris, &c.....		809,473	8,401,719	8,401,719	825,631	849,250	849,250	4,918,978	4,445,851	4,445,851
Chemical manufactures and products.....		2,752,822	3,143,654	3,143,654	3,369,104	3,369,104	3,369,104	4,078,830	3,435,764	3,435,764
Chicory, raw or kiln dried.....	Cwt.	88,943	35,829	89,124	90,301	31,982	86,236	31,470	81,201	32,679
China or porcelain and earthenware.....	"	418,500	357,973	442,887	913,359	434,737	919,969	505,469	1,003,643	916,736
Clocks and parts thereof.....		406,815	459,634	459,634	438,913	438,913	438,913	600,866	433,333	433,333
Cocoa.....	Lbs.	60,908,784	1,639,904	51,167,490	51,679,321	57,108,656	2,105,797	66,833,413	2,170,839	2,170,839
Prepared and chocolate.....	"	10,619,652	1,063,327	9,054,386	818,052	9,173,580	817,067	11,389,807	945,167	897,222
Coffee, raw.....	Cwt.	1,055,235	3,326,893	929,459	2,575,776	765,039	2,022,500	2,435,103	10,785,503	884,340
Confectionery.....	"	121,671	241,078	75,671	241,078	74,050	316,284	60,543	151,612	150,610
Carriage and twine.....	"	47,856	772,444	718,713	693,135	693,135	476,775	476,775	442,288	442,288
Cork:—										
Unmanufactured.....	Tons.	42,078	356,612	38,109	349,156	38,442	349,549	46,039	387,656	255,653
Manufactured.....	Lbs.	11,870,315	728,087	11,683,609	692,328	11,301,865	685,397	13,040,384	840,745	722,775
Corn, grain and flour:—										
Barley.....	Cwt.	27,152,360	7,161,600	21,426,960	6,017,356	19,934,500	5,677,587	19,627,620	6,564,670	6,113,945
Beans.....	"	2,060,077	676,284	1,445,639	535,519	896,930	383,668	1,116,224	450,539	533,619
Buckwheat.....	"	110,310	33,733	146,860	44,977	99,990	29,744	57,580	18,882	49,847

UNITED KINGDOM.

TOTAL Quantities and Values of the Principal and Other Articles of Foreign and Colonial Merchandise Imported, &c.—Continued.

ARTICLES.	1904.		1905.		1906.		1907.		1908.	
	Quantity.	Value. £	Quantity.	Value. £	Quantity.	Value. £	Quantity.	Value. £	Quantity.	Value. £
Corn, grain, meal and flour— <i>Cont.</i>										
Bentils.....	220,779	62,078	215,075	61,079	141,330	53,018	228,229	94,091	161,240	67,863
Maize.....	42,897,880	10,247,134	42,101,210	11,034,748	48,085,200	11,972,694	53,379,950	14,604,504	33,841,000	10,388,061
Oats.....	14,097,700	3,736,120	17,095,463	4,713,265	15,286,500	4,532,160	10,483,290	3,383,553	14,293,620	4,162,576
Peas.....	2,179,506	707,007	2,015,876	735,104	1,453,420	614,649	1,245,670	602,648	1,060,909	538,313
Rye.....	1,029,690	280,303	1,019,290	305,293	1,122,340	323,545	879,800	317,456	831,205	324,651
Wheat.....	97,782,500	34,206,416	97,622,752	35,273,931	92,967,200	32,676,185	97,168,000	37,316,598	91,131,263	38,295,327
Maize-meal.....	316,660	100,940	469,188	144,829	616,250	195,312	658,651	213,581	450,410	159,484
Oat-meal.....	618,770	156,593	663,199	463,293	661,809	495,980	638,702	479,352	500,698	416,134
Wheat flour.....	14,722,843	7,258,600	11,451,763	6,041,845	14,190,300	6,817,213	13,297,366	6,694,082	12,969,855	7,075,551
Flour and meal other, except rice flour.....	102,759	49,481	123,030	65,167	115,387	59,541	103,096	58,561	122,319	76,572
Malt.....	5,263	3,001	4,930	3,335	15,122	7,271	18,635	10,559	11,210	7,228
Offals of corn and grain, except rice-meal, etc.....	1,006,945	228,463	463,302	107,404	859,836	195,428	568,952	143,580	745,476	192,531
Rice, rice meal and flour.....	7,897,654	2,632,123	8,274,746	2,857,933	8,508,364	3,063,579	8,163,531	3,333,854	8,814,746	3,342,629
Farnaceous substances:										
Sago, sago meal and flour.....	430,152	180,039	506,741	196,146	481,465	195,144	581,130	235,541	636,457	206,181
Tapioca.....	241,435	144,833	235,050	146,831	253,910	259,458	297,115	347,155	325,070	290,556
Tapioca flour.....	610,822	242,428	516,251	170,874	343,687	138,208	416,101	189,812	371,326	151,735
Other farnaceous substances.....	243,201	309,331	252,907	281,982	223,319	250,185	271,893	316,288	259,777	269,851
Total corn, grain, etc.....	213,785,239	68,796,597	206,488,522	69,260,285	206,856,879	67,880,589	209,200,598	75,403,156	186,203,567	72,733,334
Cotton—										
Raw.....	17,454,897	54,637,788	19,674,960	52,182,636	17,923,019	56,749,640	21,311,617	70,458,197	18,399,078	55,834,883
Yarn.....	4,956,738	227,608	4,990,135	242,723	6,476,835	275,236	10,565,307	431,441	8,964,153	396,926
Waste of (raw and yarn).....	28,481,194	327,637	18,800,043	188,229	31,571,547	375,613	25,359,827	345,301	19,870,412	258,740
Manufactures, piece goods.....	42,984,626	1,010,578	67,316,582	1,512,146	67,811,777	1,561,292	74,543,994	1,809,801	71,993,406	1,918,891
" other kinds (except lace).....	3,657,766	3,657,766	3,265,923	3,265,923	3,677,783	3,677,783	3,718,349	3,718,349	3,988,898	3,988,898
" (of Good Hope).....	5,361,737	5,361,737	3,461,914	6,788,603	3,912,467	9,174,333	4,427,545	8,828,810	4,375,472	4,607,427
Drugs:										
Bark, Peruvian.....	28,629	72,658	31,251	74,724	24,602	51,446	24,470	53,817	17,219	32,304
Opium.....	588,313	270,365	542,096	281,213	825,836	397,379	850,398	595,866	514,015	336,377
Unenumerated.....		1,011,940		1,170,599		1,096,725		1,161,595		1,065,331

UNITED KINGDOM.

TOTAL Quantities and Values of the Principal and Other Articles of Foreign and Colonial Merchandise Imported, &c.—Continued.

Articles.	1904.		1905.		1906.		1907.		1908.	
	Quantity.	Value. £	Quantity.	Value. £	Quantity.	Value. £	Quantity.	Value. £	Quantity.	Value. £
Glue, size, and gelatine.....	227,429	456,505	223,247	430,646	244,922	454,405	236,488	456,992	215,510	435,619
Gun—Arabic.....	72,019	38,341	73,222	405,062	77,139	104,689	91,017	137,915	63,786	45,363
" Kowrie.....	114,486	289,556	130,189	430,897	128,225	393,672	137,697	489,795	105,049	439,972
" Lace, seed, shell, stick and dye.....	150,602	1,410,235	99,862	736,365	82,260	767,258	116,856	1,074,602	135,275	763,078
" All other sorts.....	179,639	465,768	176,512	470,608	213,480	535,153	237,974	632,700	216,161	518,100
Gutta-percha.....	27,288	288,535	45,434	361,475	53,271	489,280	58,179	418,677	31,928	249,805
Hair—Cow, bull or elk.....	64,574	78,007	59,134	73,936	63,702	79,961	69,493	82,747	43,200	53,263
" Horse.....	26,691	206,263	27,980	253,198	26,717	228,753	24,751	259,423	28,332	283,066
Hardware (other than cutlery).....	1,135,831	1,135,831	993,012	993,012	96,841	80,037	97,621	82,666	75,778	88,594
Hats or bonnets of straw.....	175,269	90,678	110,163	86,178	96,841	80,037	97,621	82,666	75,778	88,594
" other materials.....	257,108	282,416	423,996	340,569	369,347	411,575	328,603	452,557	266,595	388,622
Hay.....	131,234	437,764	116,913	382,567	155,375	519,465	97,424	338,436	117,426	153,025
Hemp, dressed or undressed, and tow.....	132,425	2,121,753	121,722	3,765,587	117,336	3,712,179	134,229	4,239,171	142,321	3,053,271
Hides, raw.....	774,848	2,046,964	806,229	2,400,888	1,017,896	3,096,803	952,253	3,104,289	1,038,461	3,051,968
Hops.....	313,667	1,839,854	108,953	436,280	232,619	852,476	202,324	764,881	279,926	707,045
Horns and hoofs.....	5,110	172,916	4,921	195,222	5,046	191,814	4,447	163,467	3,730	139,632
Ice.....	333,023	159,612	345,332	165,030	377,914	186,608	347,286	164,635	367,010	181,630
Implement and tools (including parts thereof).....		547,617		339,140		329,847		399,923		301,462
Isinglass.....	12,423	146,491	10,538	112,424	10,678	110,464	9,822	119,799	10,562	114,231
Ivory.—Teeth—elephants sea-cows or walrus.....	9,045	361,685	10,550	424,411	9,855	407,843	10,787	560,552	9,345	431,894
Jewellery.....	306,433	4,197,792	336,855	5,742,932	369,789	8,341,232	363,835	8,163,255	354,028	3,803,819
" Jute, raw.....	4,213,555	76,419	6,667,870	108,841	7,347,414	113,613	6,405,373	108,168	2,374,752	39,610
" " Yarn.....		2,207,630		2,073,294		2,290,021		2,759,333		2,358,097
" " Manufactures of.....		2,531,281		3,452,877		4,107,379		3,818,695		3,205,244
Lace of all sorts.....	1,151,405	8,036,907	1,137,895	8,086,235	1,291,937	9,612,438	1,068,705	8,909,964	1,175,062	9,479,395
Leather.....	207,902	774,322	214,639	823,821	211,501	841,895	186,177	768,723	175,453	713,403
" Boots and shoes.....	1,504,354	1,506,092	1,441,947	1,523,543	1,513,888	1,398,325	1,065,488	1,152,435	1,225,317	1,381,655
" Unannumtated.....		575,861		588,381		698,929		642,945		647,882

SESSIONAL PAPER No. 10f

Linen yarn	840,221	21,787,642	768,689	26,311,329	933,426	20,748,946	790,234	18,956,259	702,652
" manufactures	678,561		801,765		909,749		840,882		671,770
Manures—									
Bones for manure	35,163	47,346	269,913	42,604	194,633	46,115	206,597	41,412	180,840
Guano	24,276	29,223	138,906	24,906	127,719	31,278	148,723	34,417	158,899
Nitrate of soda (Cubic nitre)	1,176,298	104,436	1,104,587	108,486	1,183,082	113,894	1,256,658	145,724	1,455,000
Phosphate	419,276	420,988	616,131	442,970	678,696	505,671	826,474	529,135	916,422
Uncannulated	111,329	143,658	256,068	145,698	268,366	151,124	297,941	127,451	287,749
Margarine (<i>See</i> Provisions).									
Matches	465,357		581,698		578,985		551,309		608,668
Meat (<i>See</i> Provisions).									
Metals, ores and manufactures of—									
Antimony ore	4,049	2,482	29,132	8,443	205,081	11,907	281,401	6,497	81,226
" crude and regins.	2,192	3,481	77,391	3,153	275,838	3,953	173,560	6,032	116,312
Brass bronze and metal bronzed or lacquered, mfs. of	3,668	2,730	269,993	3,104	322,726	2,662	307,428	2,031	225,723
Cobalt ore	79,145	5,529	38,845	2,126	20,723	1,921	23,800	2,523	25,371
Copper, ore of	66,672	812,046	983,965	96,249	1,101,663	163,742	1,301,789	110,122	1,116,680
" regins and precipitate	2,941	2,361,730	74,875	3,372,724	71,930	3,568,397	3,568,397	69,997	2,499,623
" old, fit only to be re-ufd.		3,814	171,976	3,293	360,624	3,189	344,410	2,304	107,460
" unwrought in bars, blocks, slabs, cakes and ingots.	86,742	66,808	4,412,628	71,975	6,093,815	80,160	6,673,972	119,176	7,165,320
" part wrought	2,546	3,368	240,007	2,323	215,024	2,552	267,092	784	460,592
" manufactures, uncanulated		895,182	953,160		885,837		730,121		594,552
Gold, ore of, (including the value of the gold contained in auriferous ores and metals)									
Gold, leaves of	57,319,450	58,248,915	748,463	60,967,844	973,887	61,954,620	845,693	56,254,616	758,690
Iron ore	6,160,756	4,538,419	5,453,474	7,823,081	6,658,081	7,641,934	7,276,391	6,667,510	113,194
Iron and steel, old	19,922	23,198	72,101	35,983	108,659	27,255	83,348	21,265	4,910,677
Iron and steel and mfs. of—									
Iron: Pig	130,408	126,164	572,243	89,254	484,204	103,297	547,855	67,791	363,084
Puddled bars	3,326	2,875	18,716	1,600	10,658	1,481	10,521	1,638	7,811
Wrought in bars, angles, rods and sections	104,242	105,360	666,015	107,713	792,708	80,355	571,717	82,889	586,750
Iron and steel:									
Bolts and nuts	4,885	4,554	71,612	4,891	81,377	4,319	77,790	4,348	79,635
Hoops and straps	13,226	14,678	117,333	15,431	138,086	18,602	180,154	236,547	243,782
Machinery and mill work or parts thereof									
Steam engines	395,304		258,894		91,545		88,655		185,940
Other sorts—Agricultural	498,806		704,876		741,329		769,657		725,971
Electrical of all kinds	558,971		496,710		570,607		603,218		578,488
Sewing machines	374,173		336,837		591,244		485,950		232,465
Mining	29,116		61,678		65,766		80,371		77,813
Textile	192,138		142,667		167,614		229,555		184,116
Other descriptions	2,263,632		2,536,269		2,897,867		3,054,095		2,568,111
Nails, screws and rivets	45,071	50,923	665,393	51,281	588,735	46,728	49,049	30,819	554,704
Rails	39,891	33,897	196,858	11,713	74,640	19,032	107,949	39,259	192,279
Railway wheels and axles (compl'd)	1,619	1,115	14,337	1,128	14,652	1,705	21,386	2,063	39,768

UNITED KINGDOM.

TOTAL Quantities and Values of the Principal and Other Articles of Foreign and Colonial Merchandise Imported, &c.—Continued.

ARTICLES.	1904.		1905.		1906.		1907.		1908.	
	Quantity.	Value.	Quantity.	Value.	Quantity.	Value.	Quantity.	Value.	Quantity.	Value.
Metals and ores and alloys, of— <i>Cont.</i>		£		£		£		£		£
Iron and steel and alloys, of— <i>Cont.</i>										
Ship, bridge, boiler and other plates and sheets, not under $\frac{3}{8}$ in. thick. Tons.	45,633	322,679	49,074	343,765	64,377	463,071	39,574	305,087	34,378	254,074
Ship, bridge, boiler and other plates and sheets, under $\frac{3}{8}$ in. thick.	22,778	169,885	19,691	154,228	18,651	146,437	16,804	143,726	21,401	165,705
Tires and axles.	4,606	46,375	5,135	41,518	4,112	29,776	3,501	3,203	3,203	3,208
Wire rods.	24,385	173,367	44,690	295,800	44,892	299,467	36,624	278,480	42,269	292,640
Manufactures of, unenumerated.	113,187	1,727,223	120,068	1,819,678	121,375	1,839,139	126,721	1,882,629	94,372	1,486,961
Steel tringots, blooms, billets, slabs, sheet bars, tin plate bars or similar, partly manufactured.	522,706	2,267,653	603,949	2,615,206	486,029	2,221,168	327,207	1,747,983	560,539	2,741,876
Steel in bars, angles and shapes, other than girders, joists, &c.	93,099	484,512	59,227	317,667	55,025	379,167	26,617	195,956	35,185	248,149
Girders, beams, joists and pillars.	122,954	776,888	122,998	738,836	138,660	863,719	88,905	574,980	62,836	411,456
Total iron and steel and alloys, thereof.	12,529,212	13,127,276	13,486,724	12,526,858	12,234,416
Lead, ore of. Tons.	8,610	65,481	9,397	78,423	8,730	86,489	13,394	133,414	23,484	178,036
" pig and sheet.	246,508	2,880,242	229,545	3,042,540	208,253	3,519,653	204,635	3,336,342	237,508	3,224,394
Manganese, ore of.	205,175	405,175	238,790	490,612	388,423	865,413	565,635	1,406,425	344,170	771,923
Platinum. (Ozs. Troy)	59,026	90,062	44,741	89,606	40,317	45,832	24,797	122,141	10,437	45,042
Pyrites of iron or copper. Tons.	742,837	1,194,234	698,746	1,152,759	739,324	1,296,378	769,141	1,289,706	758,919	1,233,713
Quicksilver. Lbs.	2,491,442	276,291	2,552,586	256,768	2,911,742	281,226	2,958,693	275,197	3,270,412	353,396
Silver, ore of (including the value of the silver contained in argentiferous ores and metals)	1,654,296	2,085,314	2,106,404	2,244,930	2,148,680
Tin, ore of. Tons.	15,486	946,492	17,806	1,173,232	20,672	1,525,926	20,871	1,685,581	25,013	1,649,656
" in blocks, bars and slabs.	39,303	4,930,189	39,765	5,032,776	43,608	7,820,427	43,794	7,598,677	47,730	6,337,215
Zinc, ore of.	53,581	288,080	56,487	352,437	63,298	481,964	65,632	444,884	60,687	384,067
" crude, in cakes.	88,668	1,850,713	90,808	2,101,702	93,704	2,399,315	89,327	2,137,887	90,102	1,835,734
" manufactures of.	22,412	562,184	21,167	582,825	19,353	394,926	13,845	590,769	18,421	451,463
Ores, unenumerated.	56,254	338,139	144,547	478,268	74,746	366,243	132,166	521,169	137,579	561,464
Metals " unwrought.	3,645	277,087	5,326	528,713	8,105	747,442	7,755	797,411	5,728	530,281

SESSIONAL PAPER No. 10f

"	wrought.....	Tons.	6,187	728,288	5,065	667,277	5,096	650,678	4,686	663,151	5,013	625,926
"	old, fit only to be re-manufactured "	"	9,769	275,060	8,099	268,396	12,421	594,154	11,634	543,816	8,295	319,666
Totals, metals and ores and mfrs. of.....												
				44,613,256		48,061,194		57,485,390		58,924,065		59,749,018
Mica and talc.....												
		Cwt.	904,136	105,878	893,634	118,589	907,983	215,055	911,771	203,229	290,210	152,052
	Mineral waters.....	Doz. bottles.	1,278,652	1,608,391	1,410,330	1,584,363	1,583,790	1,563,677	1,791,606	1,599,465	1,611,961	1,606,569
	Mouldings, for picture frames, and gilt mouldings.....			298,283		308,619		333,040		378,422		336,983
	Musical instruments.....			248,864		267,384		267,804		272,750		228,783
	Nuts and kernels.....			1,182,949		1,160,300		1,164,463		1,133,863		1,063,330
For expressing oil therefrom.....												
Of other sorts not being drugs, dye-stuffs, nor fruit.....												
	Oil.—Tannin or blubber and sperm.....	Tons.	59,380	778,634	51,522	771,970	57,265	894,836	59,079	1,063,432	68,532	1,077,985
	Animad.....	Tons.	21,459	132,897	25,508	133,263	27,808	150,289	26,929	195,952	32,137	182,847
	Caster.....	Cwt.	210,294	425,831	238,995	417,353	165,639	173,164	181,597	223,947	190,222	193,675
	Cocunut.....	"	60,881	69,885	61,187	50,329	66,144	56,391	57,912	31,741	37,912	47,146
	Olivo.....	Tons.	615,238	800,525	705,816	966,712	538,036	893,417	476,718	857,879	758,412	1,081,146
	Palm.....	Cwt.	15,010	598,458	12,042	411,486	14,386	543,885	12,328	538,888	12,132	536,805
	Petroleum.....	Galls.	1,399,176	1,563,698	1,178,957	1,358,776	1,283,471	1,591,812	1,526,679	1,925,555	1,353,833	1,651,147
	Seed.....	Tons.	302,131,143	5,839,633	300,110,335	3,423,124	299,220,607	5,843,039	304,134,482	6,067,585	343,613,048	6,062,811
	Turpentine.....	Cwt.	32,169	698,405	41,467	826,697	46,911	1,053,469	42,433	1,107,283	43,221	1,169,179
	Chemical, essential and perfumed.....	Lbs.	1,834,421	1,006,369	1,795,346	1,104,300	1,882,080	348,786	2,663,198	975,166	573,678	838,454
	Unenumerated.....			126,392		300,505		109,639		355,486		2,004,737
	Oil seed cake.....	Tons.	371,809	2,128,817	357,580	2,206,165	360,198	2,362,471	329,734	2,134,724	322,485	2,118,542
	Oleo-margarine or tallow.....	Cwt.	176,473	3,424,115	254,312	495,212	291,932	591,658	372,600	813,151	499,691	1,226,722
	Paper of all kinds (including straw-boards and wood pulp boards).....	Cwt.	7,350,540	1,343,119	8,061,341	5,256,065	9,031,330	5,728,505	8,877,375	5,673,887	9,440,887	5,798,665
Paper-making materials:—												
	Linens and cotton rags.....	Tons.	22,186	196,016	23,681	224,232	22,216	216,660	20,038	206,133	15,535	157,780
	Esparto and other vegetable fibres for making paper.....	"	200,245	746,489	191,114	724,552	188,192	677,055	202,523	438,834	192,975	739,931
Pulp of wood:—												
	Chemical.....	"	236,177	1,759,066	249,468	1,992,865	257,019	2,122,069	293,255	2,306,856	315,951	2,502,230
	Mechanical.....	"	333,068	762,042	348,544	766,762	349,792	793,140	323,483	915,410	432,483	1,123,588
	Other materials.....	"	12,795	90,580	13,562	94,090	16,888	126,485	13,859	105,963	11,428	87,478
	Paraffine.....	Cwt.	945,546	1,082,602	969,082	1,077,376	985,080	1,153,458	1,026,283	1,214,539	915,143	1,090,283
	Prekites and vegetables preserved in salt or vinegar.....	Galls.	2,247,767	117,350	2,536,280	120,262	2,342,812	100,435	2,124,377	255,454	2,101,615	95,119
	Pictures and drawings, by hand.....	No.	11,999	214,572	14,894	291,497	14,143	293,435	12,617	263,458	10,230	193,730
	Pipes of all sorts, for smoking tobacco.....	Cross.	109,561	238,374	113,312	239,256	102,374	219,048	137,547	300,041	173,761	359,545
	Plate, of gold and silver, including plated gilt ware.....			36,735		43,343		29,954		23,386		20,828
	Plants, shrubs, trees and flower roots.....			544,108		611,292		666,514		683,306		641,652

9-10 EDWARD VII., A. 1910

UNITED KINGDOM.

TOTAL Quantities and Values of the Principal and Other Articles of Foreign and Colonial Merchandise Imported, &c.—Continued.

ARTICLES.	1904.			1905.			1906.			1907.			1908.		
	Quantity.	Value.	Quantity.	Value.	Quantity.	Value.	Quantity.	Value.	Quantity.	Value.	Quantity.	Value.	Quantity.	Value.	
		£		£		£		£		£		£		£	
Plumbago.....Tons.	14,475	206,138	15,771	236,420	15,735	271,202	15,529	288,851	11,607	244,732					
Prints, engravings and photographs.....		490,452		473,524		553,005		546,863		511,331					
Provisions—															
Butter.....Cwt.	4,241,905	21,117,162	4,147,866	21,586,622	4,337,258	23,460,196	4,210,156	22,417,926	4,210,821	24,080,912					
" margarine.....	960,278	2,491,467	1,088,239	2,735,736	1,101,357	2,733,795	885,068	2,223,645	813,447	2,081,245					
Cheese.....	2,554,297	5,843,870	2,442,682	6,339,811	2,638,794	7,607,644	2,372,253	6,903,909	2,306,085	6,684,263					
" margarine.....	1,997	2,829	21	49	1,191	2,254	1,486	3,019	1,122	2,465					
Eggs.....Gt. Hunds.	19,942,594	6,730,574	18,814,293	6,812,436	18,874,059	7,098,422	18,567,901	7,135,530	18,210,076	7,183,112					
Lard.....Cwt.	1,830,837	3,342,380	2,012,305	3,692,573	2,049,367	4,361,399	1,965,131	4,491,539	1,987,491	4,407,410					
" imitation.....	161,849	298,668	194,185	269,098	231,255	358,492	222,090	108,192	174,061	306,700					
Meats—															
Bacon.....	5,452,311	12,832,142	5,498,960	12,774,855	5,542,622	14,644,115	5,365,605	14,839,201	5,685,742	14,480,579					
Beef, fresh.....	4,350,031	8,058,341	5,037,521	8,431,593	5,523,809	9,785,697	5,735,003	10,397,102	5,611,441	10,276,957					
" salted.....	144,304	187,288	142,806	202,307	161,363	217,917	138,347	201,222	114,742	215,255					
Hams.....	1,244,063	3,104,900	1,318,302	3,118,372	1,302,752	3,491,594	1,132,649	3,242,183	1,225,227	3,084,669					
Mutton, fresh.....	3,494,782	6,865,531	3,811,069	7,336,490	4,082,756	7,645,935	4,578,623	8,687,407	4,385,771	8,140,029					
Pork, fresh.....	610,485	1,378,467	565,633	1,162,370	492,121	1,130,930	567,332	1,338,242	572,222	1,331,485					
" salted (other than bacon and hams).....	243,842	294,080	205,965	252,606	206,056	266,800	254,637	328,369	270,608	328,851					
Poultry and game.....		1,217,277		999,480		985,457		1,053,933		1,052,885					
Rabbits (dead).....Cwt.	533,698	780,737	656,078	835,929	803,556	1,000,786	692,923	862,735	550,928	685,448					
Uncured, salted or fresh.....	631,012	1,164,442	670,144	1,225,632	652,363	1,145,464	662,954	1,129,267	771,792	1,206,891					
Preserved otherwise than by salting—															
Pork.....	556,918	1,611,693	598,630	1,789,399	296,301	1,103,695	160,386	894,468	271,781	1,194,358					
Mutton.....	35,877	85,458	30,111	77,112	48,443	125,454	39,220	85,548	65,106	155,419					
Other sorts (other than bacon and hams).....	220,223	761,440	204,888	780,684	142,680	593,022	116,899	554,896	128,751	573,778					
Total provisions.....		78,107,754		80,923,214		87,730,225		87,199,933		87,522,571					
Resin.....Cwt.	1,808,036	678,560	1,610,620	687,842	1,650,727	819,349	1,654,466	896,301	1,642,520	700,236					

9-10 EDWARD VII., A. 1910

UNITED KINGDOM.

TOTAL Quantities and Values of the Principal and Other Articles of Foreign and Colonial Merchandise Imported, &c.—Concluded.

ARTICLES.	1904.		1905.		1906.		1907.		1908.	
	Quantity.	Value.	Quantity.	Value.	Quantity.	Value.	Quantity.	Value.	Quantity.	Value.
		£		£		£		£		£
Tallow and stearine	1,758,074	2,249,445	1,822,819	2,369,386	1,933,836	2,795,821	2,100,169	3,505,491	2,056,717	3,111,495
Tea	312,643,478	9,412,391	304,034,939	9,307,235	322,401,707	9,910,761	318,412,369	10,754,406	324,572,581	10,742,644
Tobacco :—										
Unmanufactured	106,070,040	2,916,108	83,176,913	2,236,104	115,526,329	3,090,646	98,780,344	3,072,662	119,035,723	3,863,626
Manufactured, of all kinds	4,326,324	1,566,270	3,691,687	1,485,816	3,802,878	1,628,181	3,402,312	1,143,170	3,029,973	1,303,327
Toys		1,102,255		1,179,662		1,281,729		1,279,485		1,208,066
Vegetables, preserved by canning	284,128	294,267	275,731	283,363	279,904	292,308	339,639	337,492	356,984	348,271
Vegetables, raw :—										
Onions	8,292,136	1,076,472	7,587,025	1,094,802	8,310,534	953,615	8,645,048	1,036,231	7,895,109	993,669
Potatoes	9,993,965	2,437,971	3,664,290	1,404,607	3,819,787	1,332,027	8,249,366	2,371,545	7,039,323	1,907,216
Tomatoes	1,134,721	1,007,274	1,137,193	970,579	1,124,700	933,475	1,135,499	1,020,805	1,160,283	953,985
Unenumerated		457,491		419,752		404,928		365,230		371,209
Watches, and parts thereof		882,114		895,167		833,390		919,416		961,801
Wax	40,441	187,332	37,113	274,847	74,540	335,513	70,746	330,692	60,600	249,969
Whale-bone	3,841	41,970	8,003	76,026	5,188	66,598	4,900	48,306	5,572	56,194
Wine	12,347,191	3,822,206	12,731,050	4,072,199	13,103,304	4,214,878	13,178,733	4,010,333	11,877,155	3,502,702
Wood and timber :—										
Hewn	3,107,432	5,559,289	2,856,551	5,473,805	3,246,731	6,411,243	3,512,290	6,989,420	3,880,251	6,878,495
Sawn or split	6,066,236	15,303,799	5,984,926	15,235,330	6,692,260	18,531,938	5,385,588	17,146,823	5,488,430	14,521,127
Staves	132,176	527,696	119,182	533,092	139,041	632,568	171,721	736,422	147,025	682,105
Furniture woods and hardwoods :—										
Mahogany	103,770	892,725	90,548	820,995	84,048	722,835	104,112	893,288	119,481	1,012,949
Unenumerated	197,956	1,152,476	197,111	1,170,798	195,176	1,205,806	199,953	1,327,101	189,672	1,211,493
Wood, mfrs. of :—										
House frames, &c.		920,806		894,715		885,451		790,025		657,564
Other sorts (including wood ware and wood turnery)		1,162,500		1,073,481		1,131,277		1,130,691		1,313,353
Wool :—										
Alpaca, Vicuña and Llana	5,052,501	278,993	4,642,058	233,197	5,799,903	301,417	5,049,380	2,274,907	4,775,646	284,183
Goats' wool or hair	25,589,517	1,629,734	25,262,626	1,598,374	27,442,623	1,755,032	31,334,401	2,027,815	25,383,896	1,412,106
Sheep's and lambs'	561,677,833	20,360,030	615,708,827	23,821,825	639,342,933	27,146,133	759,237,215	32,693,011	719,944,891	27,997,828
Other kinds and flocks	9,141,486	281,246	8,051,808	233,031	12,361,640	388,460	12,499,226	393,770	7,708,226	243,852

SESSIONAL PAPER No. 10f

Woollen rags.....	Lbs.	90,774,140	763,452	91,932,587	99,892,110	946,383	113,423,418	1,070,482	90,533,449	809,670
Woollen yarn of all kinds.....	"	24,473,058	2,352,482	28,274,834	2,697,298	2,783,636	27,975,880	2,684,779	22,497,655	2,302,940
Manufactures of goats' wool.....			102,468		54,797	7,753		12,922		26,446
" of all other sorts.....			8,978,889		9,771,942	9,280,742		8,092,544		7,170,521
Yeast.....	Cwt.		350,746	175,386	365,860	353,341	183,821	357,033		373,147
Parcel post (goods free of duty).....	No.		1,391,433	1,265,832	1,471,169	1,511,779	1,437,825	1,523,951		1,448,986
Total value of principal and other articles.....			571,033,628		565,019,917	607,888,500		645,807,912		592,953,487

UNITED KINGDOM.

Total Quantities and Values of the Principal and Other Articles, the Produce and Manufacture of the United Kingdom, Exported during the Years ended December 31, 1904 to 1908, inclusive.

ARTICLES.	1904.		1905.		1906.		1907.		1908.	
	Quantity.	Value. £	Quantity.	Value. £	Quantity.	Value. £	Quantity.	Value. £	Quantity.	Value. £
Aerated waters..... Doz. bottles.	925,321	150,381	1,108,997	180,736	1,290,255	210,590	1,414,971	225,077	1,138,806	181,054
Animals—Horses..... No.	32,955	581,339	47,708	875,617	69,414	1,205,302	60,383	1,128,582	53,000	935,595
All other.....	286,349	372,304	593,357	415,343	277,071
Apparel and slops.....	4,564,503	4,770,964	5,376,012	5,634,404	5,016,387
Arms, ammunition and military stores	2,484,488	3,119,025	3,306,405	3,004,753	2,898,745
Bags and sacks, empty..... Doz.	3,286,669	659,794	2,862,615	637,175	3,006,426	759,773	3,400,493	926,432	3,622,737	777,477
Beer and ale..... Bbls.	518,367	1,727,749	520,990	1,722,210	544,014	1,815,620	604,794	1,885,918	531,651	1,697,703
Biscuits and cakes..... Cwt.	262,900	858,192	323,674	956,438	312,863	1,005,673	331,967	1,023,091	312,320	1,016,040
Bladders, casings and sausage skins	165,423	170,712	163,953	204,672	239,873
Books, printed..... Cwt.	305,063	1,836,141	315,028	1,916,421	327,139	2,028,560	327,069	2,684,152	332,662	2,017,912
Bricks..... M.	74,214	225,472	79,720	237,947	93,604	276,825	101,138	320,613	82,593	269,023
Brooms and brushes..... Doz.	343,115	159,383	333,260	159,038	393,189	174,102	488,442	199,345	400,149	486,451
Butter..... Cwt.	9,566	51,354	9,062	49,155	12,966	68,457	12,305	68,591	10,415	59,324
Candles..... Cwt.	32,473,900	543,935	40,001,700	652,970	36,261,000	595,304	31,788,700	556,950	29,885,300	504,168
Caoutchouc, manufactures of..... Lbs.	1,419,529	1,364,300	1,811,497	2,032,437	1,643,330
Carriages, &c.— Railway carriages for passengers and parts thereof.....	656,972	502,758	765,351	1,183,858	756,891
Railway wagons, trucks, &c., and parts thereof.....	1,292,236	1,504,813	2,529,031	3,106,369	2,466,457
Cycles and parts thereof.....	739,971	935,616	1,140,235	1,288,044	1,419,895
All other sorts.....	671,803	1,018,068	1,469,129	2,141,596	1,786,297
Cement..... Tons.	384,583	632,336	455,874	720,349	657,955	996,663	764,264	1,267,532	598,376	955,935
Cheese..... Cwt.	10,180	38,331	9,965	38,132	9,897	40,201	9,524	39,640	8,797	37,534
Chemical products and preparations— Bleaching materials and preparations— Coal products, not dyes.....	777,397	159,271	937,000	192,019	998,726	209,471	1,077,688	229,844	790,090	171,220
Dye stuffs.....	1,375,880	1,348,491	1,445,358	1,512,398	1,512,272
Soda compounds.....	296,553	378,522	343,521	356,215	265,668
Cwt. 4,514,152	1,351,277	4,717,728	1,436,158	5,431,277	1,676,857	5,704,511	1,889,743	4,632,752	1,563,468
Tons. 70,255	1,379,899	55,881	1,125,392	42,983	996,282	45,304	1,318,293	71,288	1,593,077
Sulphate of copper..... Tons.	2,722,859	2,954,940	3,305,160	3,417,222	3,364,084
Unenumerated.....	557,838	585,774	653,936	706,619	667,357
Clay, unmanufactured..... Tons.	518,714	563,963	602,496	654,992	631,129

UNITED KINGDOM,

TOTAL Quantities and Values of the Principal and Other Articles, the Produce and Manufacture of the United Kingdom,
Exported, &c.—Continued.

ARTICLES.	1904.		1905.		1906.		1907.		1908.	
	Quantity.	Value. £	Quantity.	Value. £	Quantity.	Value. £	Quantity.	Value. £	Quantity.	Value. £
Haberdashery and millinery		1,425,179		1,265,603		1,337,292		1,395,767		1,164,125
Hardware and cutlery, unenumerated		2,641,031		2,660,994		3,064,620		3,310,439		2,772,482
Hats of all sorts	981,500	1,180,805	973,044	1,250,278	1,052,477	1,442,365	1,126,064	1,543,360	1,077,072	1,562,247
Hides, raw	188,647	308,465	262,744	624,285	279,398	757,010	193,662	520,130	242,569	570,672
Implements and tools of industry		1,651,645		1,784,089		2,078,935		2,243,409		2,028,015
Instrument and apparatus, surgical, anatomical and scientific		598,582		598,027		662,215		812,205		652,748
Jewellery		176,027		158,263		134,006		143,787		130,425
Knit yarn	45,948,306	486,093	46,201,900	600,472	53,060,600	865,475	67,518,600	1,232,238	50,075,200	713,291
Knit goods	197,031,500	1,953,009	170,383,800	1,978,146	172,968,200	2,463,845	179,376,600	2,748,540	167,011,300	2,024,540
Other mfrs., N. E. S		91,807		99,932		133,648		127,809		119,806
Leather, unwrought	169,132	1,714,090	206,719	2,112,753	230,738	2,506,730	222,394	2,632,467	183,348	2,210,666
" wrought, boots and shoes	675,663	1,381,842	774,051	1,882,580	783,374	1,956,943	786,858	2,040,554	764,137	2,083,754
" other articles		386,054		1,145,828		865,276		811,538		701,475
Linen yarn	14,750,500	902,618	14,694,300	927,617	14,978,200	1,097,963	16,442,000	1,242,638	13,705,900	903,467
Linen manufactures:—										
Piece goods, white or plain	145,333,800	3,734,701	165,749,300	4,225,394	173,334,200	4,715,375	166,364,600	4,833,506	132,987,100	3,596,575
" checked, printed or dyed	11,563,500	348,800	11,631,900	335,635	13,372,100	394,165	14,264,500	466,380	14,967,600	464,975
" sail cloth	4,865,900	234,799	6,064,700	280,840	4,251,400	217,415	4,370,000	227,093	3,939,600	203,530
Total piece goods	161,763,200	4,318,210	183,445,900	4,841,869	190,957,700	5,326,955	184,999,100	5,526,979	151,893,900	4,265,080
Thread for sewing	1,889,300	223,528	2,261,900	262,396	2,181,100	251,168	2,381,700	296,134	2,233,700	274,236
Unenumerated		1,190,712		1,236,951		1,424,470		1,522,627		1,259,892
Total linen manufactures		5,732,450		6,341,216		7,002,593		7,345,740		5,799,198
Lincifers and vesta matches		62,493		66,406		65,754		76,335		85,499
Manure (including sulphate of ammonia and other chemical manures)	436,938	2,973,637	561,790	3,468,750	583,251	3,632,217	611,488	4,003,401	654,748	3,437,329

9-10 EDWARD VII., A. 1910

SESSIONAL PAPER No. 10f

Meat: beef, mutton, pork, bacon, hams, Cwt.	141,275	546,457	216,069	740,930	227,602	882,000	195,660	770,981
Medicines, drugs and medicinal preparations	1,382,374	1,464,508	1,549,471	1,735,119	1,543,872
Metals (including ores) and mfrs. of—								
Antimony, ore and regulus..... Tons.	3,465	106,376	4,336	353,495	5,604	402,616	4,992	163,132
Brass and mfrs. of, not being ordnance	8,720	1,084,737	13,369	1,329,802	11,525	1,390,040	10,192	1,059,672
Copper, ore of.....	6	2,436	6	2,990	8	386	17	319
" unwrought, in ingots, cakes								
" or slabs and precipitated.....	14,549	1,479,962	19,412	1,696,253	25,210	2,519,664	14,634	932,162
" wrought or manufactured.....	34,661	2,405,108	22,958	2,657,226	24,308	2,522,106	34,783	2,509,430
Iron, ore of.....	6,600	17,856	13,764	29,042	13,298	25,789	4,406	9,732
" old and scrap iron or steel.....	163,396	453,558	177,510	547,781	159,766	547,660	132,987	463,597
Iron and steel and mfrs. of:								
Cast-iron and manufs. thereof, unenumerated..... Tons.	48,233	480,482	46,085	504,969	42,509	522,530	47,375	591,510
Pig iron.....	810,934	3,094,374	1,062,820	5,807,450	1,942,353	7,195,540	1,294,045	4,093,566
Puddled bars.....	15	2,581	2,989	17,166	1,604	10,192	2,476	15,479
Wrought in bars, rods, angles, and shapes or sections.....	115,636	1,002,762	151,976	1,213,027	159,120	1,362,617	118,617	940,369
Wrought iron and manufactures thereof, unenumerated.....	54,869	924,104	49,106	987,244	51,955	1,096,885	53,173	1,030,389
Iron and steel—								
Anchors, grapnels, chains and cables.....	26,801	457,125	33,929	565,092	33,112	598,504	27,826	491,652
Armour plates.....	5	12,850	17	1,515	770	70,368	2,847	258,104
Bedsteads.....	14,638	418,446	18,354	487,763	18,391	548,775	15,002	422,761
Black plates for tinning.....	62,929	654,233	65,615	651,985	71,531	794,308	61,098	618,542
Bolts and nuts.....	15,515	267,169	22,496	407,024	26,224	507,354	21,397	405,018
Chairs and sheeps.....	56,008	298,754	73,367	406,736	91,854	542,834	67,450	383,683
Galvanized sheets.....	385,448	4,825,211	442,414	5,806,866	497,889	6,882,603	390,124	5,426,288
Hoops and strips.....	40,507	339,349	45,311	386,355	54,138	489,804	39,356	339,490
Machinery and mill work—								
Steam engines.....	23,228	1,098,654	23,406	1,135,616	25,127	1,622,083	24,567	1,016,103
Agricultural.....	39,954	2,384,576	55,627	2,865,293	62,362	3,432,841	52,693	3,000,884
Locomotive.....	60,568	2,311,330	80,173	2,831,144	93,235	3,441,803	76,175	3,503,978
Other.....								
Other machinery—								
Agricultural.....	30,732	1,046,968	32,837	1,171,471	30,738	1,132,560	34,845	1,295,538
Electrical of all kinds.....	7,331	644,480	12,065	841,757	12,992	995,709	18,482	1,354,018
Mining.....	29,765	832,519	21,909	732,862	25,449	873,151	25,821	912,786
Sewing machines.....	22,862	1,967,876	27,280	1,576,816	29,385	1,831,046	1,566,182	1,566,182
Textile.....	116,085	5,001,391	158,319	6,710,413	181,589	8,638,772	190,560	8,829,001
Other descriptions.....	144,972	7,367,619	212,337	8,876,487	254,696	10,970,288	229,034	9,524,026
Nails, screws and rivets.....	24,473	465,995	29,431	515,823	28,718	555,980	23,749	472,611
Rails.....	525,371	2,594,269	460,328	2,691,363	429,161	2,806,096	492,521	2,769,344
Railroad, unenumerated.....	73,047	743,900	80,377	854,874	64,854	679,144	60,242	575,027
Ship, bridge, boiler and other plates and sheets.....	152,337	1,161,962	275,045	2,273,137	300,213	2,605,259	297,211	1,707,674

UNITED KINGDOM.

Total. Quantities and Values of the Principal and Other Articles, the Produce and Manufacture of the United Kingdom, Exported, &c.—*Continued.*

ARTICLES.	1904.		1905.		1906.		1907.		1908.	
	Quantity.	Value.	Quantity.	Value.	Quantity.	Value.	Quantity.	Value.	Quantity.	Value.
		£		£		£		£		£
Metals, &c.—<i>Con.</i>										
Iron and steel and mfrs. of <i>Con.</i>										
Iron or steel.— <i>Con.</i>										
Tinned plates and tinned sheets... Tons.	359,634	4,595,568	354,864	4,566,984	374,802	4,936,868	405,228	5,917,104	462,869	5,480,075
Tubes and pipes and fittings...	171,092	1,866,130	218,562	2,200,288	249,174	2,362,531	348,742	3,549,872	277,352	3,075,619
Tyres, axles and wheels.....	35,035	622,315	44,097	759,223	51,659	925,083	69,302	1,286,318	59,783	1,210,107
Wire.....	60,861	1,194,676	81,201	1,569,546	95,065	1,964,638	101,471	2,189,404	94,288	1,880,131
Steel—										
Ingots, blooms, billets, slabs, sheet bars and tin-plate bars..	4,255	37,581	8,594	59,596	11,734	88,023	13,440	111,169	2,413	25,090
In bars, angles, rods and shapes or sections.....	122,930	1,604,014	151,879	2,081,451	199,115	2,704,106	231,917	3,154,600	168,271	2,148,396
Girders, beams, joists and pillars.....	50,205	410,054	63,965	553,183	107,115	983,528	106,071	1,004,321	106,131	857,448
Manufactures of steel or of steel and iron, unenumerated.....	55,464	1,157,348	73,103	1,500,026	88,576	1,727,510	91,578	2,121,265	100,725	2,187,073
Total, iron and steel.....	3,738,339	49,131,862	4,266,855	55,089,764	5,311,243	65,612,484	5,897,800	78,306,639	4,773,880	68,465,544
Lead, ore of..... Tons.	1,380	13,363	3,535	32,365	5,401	70,702	7,283	87,508	4,788	46,069
" pig.....	16,217	194,480	23,470	316,186	27,340	465,063	27,022	549,836	31,669	441,837
" manufactures of.....	18,743	301,808	18,071	295,979	17,555	337,593	16,350	368,945	17,759	325,368
Tin, unwrought.....	5,804	741,817	7,623	1,057,780	8,485	1,508,360	8,674	1,552,192	9,336	1,241,458
Zinc, ore of.....	14,376	69,498	13,215	67,715	12,942	81,003	11,329	68,499	15,753	15,753
" ore of spelter, crude or in cakes..	6,703	125,833	6,301	141,799	6,636	163,883	5,185	115,422	7,026	139,004
" manufactures of.....	1,164	37,790	1,021	34,915	1,218	47,027	1,368	52,008	1,376	46,806
Ores unenumerated.....	5,491	46,394	1,571	11,291	1,422	22,800	2,349	28,315	311	8,981

SESSIONAL PAPER No. 10f

Metals and mfs. thereof, un- enumerated	Tons.	12,849	947,332	16,222	1,343,162	16,841	1,433,812	11,467	1,423,170	14,971	1,292,339
Total metals, &c.		56,131,628			63,940,511		76,806,536		89,992,765		77,010,765
Milk, condensed	Cwt.	316,741	607,590	304,945	592,582	324,243	665,439	339,344	714,620	355,922	736,568
Musical instruments and parts thereof.			292,535		272,821		270,046		293,462		262,320
Oil, seed	Tons.	56,629	1,097,111	51,865	958,040	55,658	1,214,586	58,307	1,592,288	58,365	1,483,662
" other sorts			886,260		929,674		1,225,469		1,550,380		1,342,899
Oil and floor cloth	Sq. yds.	35,343,800	1,634,756	39,657,100	1,752,065	48,874,000	2,107,205	52,432,700	2,381,495	49,630,400	1,946,476
Painter's colours and materials.			2,065,766		2,167,222		2,431,461		2,559,007		2,290,089
Paper, hanging	Cwt.	81,683	204,241	84,225	208,861	89,514	215,655	87,858	216,518	83,827	217,310
" of other sorts.		1,178,518	1,672,556	1,260,668	1,730,306	1,338,239	1,848,161	1,654,026	2,127,712	1,632,592	2,069,637
Perfumery, except spirits perfumed in bond			159,955		169,118		171,431		188,576		199,702
Pickles, vinegar, sauces, condiments, preserved fruits and confectionery			1,442,847		1,701,659		1,923,328		1,821,753		1,771,305
Pictures	No.	12,966	324,701	13,775	261,533	15,655	240,545	10,079	218,168	10,850	253,632
Plate, gold and silver	Oz.	274,984	78,818	229,318	77,333	200,300	63,076	225,366	71,162	209,189	69,763
Placed and gilt wares			541,988		577,222		648,968		709,977		636,614
Potatoes	Cwt.	409,690	116,472	646,708	111,363	865,554	142,457	287,451	59,777	583,142	162,428
Printings, engravings, drawings, olo- graphs, photographs on paper, maps and charts			163,131		176,586		172,110		192,756		230,354
Provisions, unenumerated			934,730		827,692		658,339		590,000		582,021
Rags and other materials for making paper	Tons.	84,013	428,481	96,230	535,840	112,457	713,970	122,876	753,001	112,458	543,977
Saddlery and harness	Tons.	622,429	509,176	576,175	431,311	622,307	442,442	582,379	451,980	523,606	421,801
Salt	Cwt.	304,798	343,836	351,044	370,895	363,629	387,174	495,711	673,966	391,755	323,208
Ships and boats new (not registered as British or registered as British only for purposes of delivery or transfer abroad)			4,453,151		5,431,298		8,644,171		10,018,113		10,567,475
Silk manufactures	Lbs.	582,840	218,881	840,563	298,290	922,842	323,873	1,069,416	401,336	871,883	351,076
Broad piece goods	Yds.	10,085,088	984,210	11,450,933	1,210,367	13,164,333	1,420,419	13,018,370	1,361,863	8,517,543	829,433
Of other sorts			620,344		482,137		438,215		644,750		505,113
Skins and furs of all sorts.			1,272,531		1,663,651		1,861,949		1,735,240		1,297,461
Soap	Cwt.	1,108,174	1,208,712	1,230,520	1,284,727	1,210,130	1,369,556	1,240,107	1,458,955	1,265,920	1,398,466
Spirits	Pf. galls.	6,622,832	2,710,570	7,191,237	2,853,738	7,310,836	2,985,071	7,819,839	3,115,279	8,247,701	3,013,830
Other			74,734		111,029		101,877		110,611		107,225
Stationery other than paper			1,386,450		1,412,335		1,596,656		1,780,446		1,327,187
Stones and slates	Cwt.	588,453	328,410	329,533	334,783	329,740	332,740	332,740	334,783	313,128	313,128
Sugar refined	Cwt.		367,382	617,391	192,328	897,365	161,690	673,389	467,865	529,212	384,876
Molasses, treacle, syrup and glucose			159,016		182,131		153,737		297,937		268,711
Tobacco and manufactures of			776,045		981,774		1,069,660		1,262,498		1,399,994
Toys and games			439,975		155,278		479,162		534,666		332,488

UNITED KINGDOM.

TOTAL Quantities and Values of the Principal and Other Articles, the Produce and Manufacture of the United Kingdom, Exported, &c.—*Concluded.*

ARTICLES.	1904.		1905.		1906.		1907.		1908.	
	Quantity.	Value. £	Quantity.	Value. £	Quantity.	Value. £	Quantity.	Value. £	Quantity.	Value. £
Umbrellas and parasols.....	414,355	397,686	498,180	557,397	470,187
Wood and timber.....	608,404	559,682	636,937	718,170	693,758
Wool.....	107,511,760	5,182,919	107,086,700	5,892,410	107,184,900	6,475,809	104,363,000	6,645,593	103,025,500	5,283,418
Woolen and worsted manufactures—										
Woolen and worsted yarn.....	54,378,300	4,209,523	49,589,900	4,243,949	55,328,000	5,339,531	58,068,000	6,014,107	50,911,900	4,608,556
Yarn, alpaca and mohair.....	12,946,300	1,478,536	14,466,500	1,690,647	16,592,000	2,062,438	17,780,100	2,303,463	13,766,400	1,764,395
Yarn, hair or wool, N.O.F.....	6,535,800	223,853	6,641,000	238,645	7,329,100	279,971	6,825,100	252,424	6,628,100	243,207
Woolen tissues.....	97,121,100	7,491,431	72,288,100	9,162,548	79,957,400	9,734,575	84,881,100	10,311,045	75,655,700	9,644,812
Worsted coatings and stuffs.....	103,931,000	6,535,201	106,523,400	6,663,486	99,230,700	6,827,700	99,011,700	7,393,489	74,180,500	5,932,674
Damasks, tapestry and other furniture stuffs, also wool and mohair plushes.....	293,300	35,892	380,400	54,767	325,200	49,105	436,400	78,475	381,800	71,124
Flannels.....	9,758,300	340,834	9,220,500	326,049	8,754,000	321,136	8,705,900	341,021	6,866,400	289,565
Carpets and druggets.....	8,671,900	393,029	8,163,300	376,439	9,530,800	1,232,086	9,450,000	1,232,160	5,692,100	776,239
Blankets.....	1,590,156	842,243	880,875	376,482	734,955	299,296	793,018	348,520	621,080	254,839
Of other sorts.....	1,794,925	2,036,879	2,229,123	2,446,463	2,205,224
Total woolen and worsted manu- tures (except yarns).....	17,993,555	19,596,670	20,584,021	22,151,174	19,154,497
Pa- cel post.	2,392,785	3,653,728	2,604,262	4,115,098	2,629,281	4,417,221	2,862,273	5,106,226	2,716,447	4,845,473
Total value of principal and other articles the produce and manu- facture of the United Kingdom.....	390,711,040	329,816,614	375,575,338	426,085,083	377,103,824

SESSIONAL PAPER No. 10f

UNITED KINGDOM.

Total Quantities and Values of the Principal and Other Articles of Foreign and Colonial Merchandise Exported during the Years ended December 31, 1904, to 1908, inclusive.

ARTICLES.	1904.		1905.		1906.		1907.		1908.	
	Quantity.	Value.	Quantity.	Value.	Quantity.	Value.	Quantity.	Value.	Quantity.	Value.
		£		£		£		£		£
Animals.....		76,471		97,983		151,970		121,996		115,800
Arms and ammunition.....		250,528		446,585		195,173		76,174		73,786
Bacon and hams.....	Cwt.	113,261	308,086	146,991	388,837	162,376	464,823	149,962	479,371	121,860
Beads of all sorts.....	Lbs.	1,193,827	51,538	913,693	40,054	670,695	29,463	913,670	36,267	626,592
Beef, salted.....	Cwt.	25,495	32,029	24,439	32,444	31,581	38,791	26,600	33,807	19,409
Bladders, casings and sausage skins.....				17,013		82,417		277,898		297,150
Bristles.....	Lbs.	1,801,319	256,378	1,781,910	232,283	2,316,584	289,721	2,328,799	2,069,863	275,407
Butter.....	Cwt.	86,666	409,319	70,518	357,658	77,504	396,995	83,591	418,643	55,978
Margarine.....	"	8,067	19,581	8,927	21,083	9,847	23,908	8,817	21,211	5,126
Cheese.....	"	298,353	5,022,222	334,901	6,158,133	330,292	6,375,476	349,026	6,010,947	358,316
Chaouchouc.....	"	53,180	157,123	52,302	139,206	53,117	173,051	52,292	173,538	56,902
Chemical manufactures and products.....			274,320		373,263		309,552		443,987	
China or porcelain and earthenware.....			192,899		124,543		104,896		123,931	
Cocoa, raw.....	Lbs.	8,933,629	248,762	9,636,848	258,569	11,442,437	313,265	433,554	13,955,668	447,582
Coffee.....	Cwt.	703,115	1,823,563	925,696	2,325,596	689,779	1,770,925	538,916	1,349,255	468,378
Cordage and twine.....		137,389	140,995	138,762	138,433	150,529	160,529	59,797	77,289	33,677
Cork, manufactured.....	Lbs.	2,102,371	120,232	2,262,661	113,772	2,058,013	117,716	2,257,249	170,504	2,195,358
Corri, grain, meal and flour.....	Cwt.	3,356,988	1,365,891	3,616,861	1,535,143	3,081,396	1,399,212	3,376,773	1,893,438	3,364,199
Cotton, raw.....	"	2,265,473	6,775,176	2,528,374	6,564,673	2,191,763	6,605,053	2,949,572	9,539,317	2,597,948
Waste of.....	"	31,240,802	467,776	31,848,360	424,321	33,182,244	495,815	40,384,236	582,459	8,250,197
Manufactures (except lace).....			459,573		529,354		573,150		610,248	
Drugs—										
Bark, Peruvian.....	Cwt.	11,879	26,206	10,700	23,992	8,590	15,866	6,195	12,501	6,756
Opium.....	Lbs.	264,294	148,703	249,277	128,508	283,133	145,949	397,383	270,287	224,254
Unenumerated.....			369,667		401,013		357,091		395,716	
Dyeing or tanning stuffs:—										
Cutch and Gambier.....	Tons.	4,069	99,185	2,972	64,617	4,225	85,985	4,396	95,608	4,357
Indigo.....	Cwt.	9,270	120,443	5,902	76,590	7,062	96,244	6,404	90,086	4,015
Unenumerated.....			273,104		313,445		269,573		299,634	
Embroidery and needlework.....			87,197		81,912		102,105		190,186	
Feathers, ornamental.....	Lbs.	551,306	836,117	556,029	816,654	629,983	1,039,714	529,677	1,144,589	674,398
Fish of all sorts.....	Cwt.	469,860	925,793	493,396	974,143	541,388	1,086,374	480,191	1,025,197	955,748
Flax, dressed or undressed, and tow.....	Tons.	3,166	143,137	2,596	104,063	3,331	145,067	2,830	116,861	3,093

9-10 EDWARD VII., A. 1910

UNITED KINGDOM.

TOTAL. Quantities and Values of the Principal and Other Articles of Foreign and Colonial Merchandise Exported, &c.—Continued.

ARTICLES.	1904.		1905.		1906.		1907.		1908.	
	Quantity.	Value.	Quantity.	Value.	Quantity.	Value.	Quantity.	Value.	Quantity.	Value.
		£		£		£		£		£
Flowers, artificial	88,415	62,535	78,330	94,827	105,448
Fruits (except preserved in sugar):—										
Almonds	157,913	38,767	146,656	38,827	139,151	46,310	196,036	31,149	126,414
Currents	23,281	20,870	18,779	40,901	48,379	21,829	31,328	22,128	27,012
Grapes	80,947	79,133	90,242	89,426	100,007	100,552	108,573	73,390	91,374
Lemons	22,203	3,286	23,804	12,546	29,607	11,787	14,544	26,457	9,915
Oranges	248,527	103,965	155,001	60,345	127,507	310,294	136,475	248,421	100,739
Raisins	29,194	29,388	26,784	32,933	29,650	12,101	69,977	14,667	26,824
Unenumerated	252,805	14,808	247,336	157,781	255,761	223,799	140,857	207,909	135,141
All other, N. E. S.	378,774	447,332	438,468	40,310	60,530	26,530	309,175	21,005	335,774
Glass, all sorts (except bottles)	67,637	119,855	81,694	152,212	40,310	60,530	44,074	21,005	37,976
Glass bottles (Gross)	24,819	12,930	24,423	12,227	32,698	58,464	33,150	49,001	25,508
Gum
Arabic	21,906	29,752	33,058	23,929	17,982	29,535	36,179	18,407	21,607
Kowrie	75,434	217,601	91,507	310,413	84,325	291,349	476,905	78,942	351,134
Lace, seed, shell, stick and dye	64,016	615,509	91,391	687,046	64,870	601,345	513,576	53,100	312,290
Unenumerated	69,647	228,474	63,548	229,893	70,332	236,360	250,252	44,125	168,374
Gutta percha	7,952	100,471	9,115	72,069	8,696	72,222	11,327	4,660	39,356
Hair, cow, ball or rick	6,167	13,598	9,513	23,293	6,921	16,044	14,510	3,858	11,693
" horse	8,363	66,791	8,863	82,211	7,310	61,269	70,707	9,345	80,772
" unenumerated	15,195	15,106	29,554	37,681	26,787
Hardware (other than cutlery)	131,076	162,204	162,204	111,139	111,139	111,387	80,583
Hemp, dressed or undressed and tow	47,134	1,564,484	47,057	1,524,369	44,918	1,514,361	1,677,715	39,956	1,093,590
Hides, raw	224,519	662,979	318,900	386,988	323,617	1,065,239	1,065,239	306,800	1,003,734
Hops	6,191	32,497	9,421	51,561	3,128	11,611	6,770	12,763	37,811
Horns and hoofs	1,106	37,765	1,373	53,504	1,320	50,329	47,521	977	41,826
Implement and tools (including parts thereof)
Ivory: Teeth; elephants' sea-cows', and walrus	236,403	339,278	6,610	339,278	6,677	330,282	6,497	6,046	333,845
Jute, raw	1,445,557	1,935,072	1,38,853	1,935,072	1,38,853	3,038,567	3,285,567	104,853	1,835,002
Lace, manufactures	1,920,156	1,810,769	1,810,769	1,735,691	1,735,691	1,974,739	1,974,739	1,597,578	1,597,578
Lace, of all kinds	1,144,507	1,510,678	1,510,678	2,187,784	2,187,784	2,290,072	2,290,072	1,704,758

SESSIONAL PAPER No. 10f

Lead.....	Cwt.	95,272	194,159	224,420	419,257	192,279	401,743	164,980	379,481	119,835	256,272
Leather.....	"	147,704	1,372,548	127,858	1,248,291	151,923	1,639,353	139,535	1,642,448	120,101	1,479,318
" manufactures.....	"		265,897		271,962		314,120		313,120		293,958
Manures—Nitrate of soda (cubic metre), Tons.		5,237	64,489	6,694	64,489	4,723	53,465	6,529	73,610	10,662	106,718
All other, N. E. S., Tons.			50,775		48,160		52,020		55,367		63,937
Matches.....	"		105,237		116,888		161,450		186,521		207,432
Meat, preserved, otherwise than by salting.....	Cwt.	61,468	225,758	89,182	285,903	45,187	210,120	48,634	228,801	55,259	242,802
Metals and Ores:—											
Copper, unwrought, part wrought, and old copper.....	Tons.	7,311	439,821	14,343	963,900	14,792	1,262,605	17,065	1,065,607	19,637	1,185,735
Copper and manufactures of, N. E. S., Iron and steel and mfrs. of—			39,056		31,486		45,305		175,801		96,699
Iron and steel.....	Tons.	14,569	112,336	20,209	378,458	24,461	377,601	24,009	406,361	18,988	298,639
Machinery and millwork.....	"	20,891	881,238	18,886	1,134,814	13,536	1,463,240	13,288	1,432,770	10,195	1,100,543
Lead, pig or sheet.....	"		13,200		21,432		228,595		262,487		142,201
All other, N. E. S., Tons.		2,045,863	210,573	1,593,826	153,611	2,078,439	192,866	2,269,439	206,414	1,676,167	61,554
Cheeksilver.....	Lbs.		8,032		28,569		10,812		18,654		176,459
Silver ore.....	Tons.	27,225	3,430,280	29,155	4,120,385	32,271	5,804,646	26,761	4,713,971	32,767	26,691
Tin, in blocks, ingots, bars or slabs.....	Tons.		167,189		153,771		273,860		245,029		4,369,004
All other, N. E. S., Tons.		673	106,509	216	11,426	526	60,339	216	14,145	313	56,463
Zinc and manufactures of.....	Tons.		281,631		37,905		83,610		51,676		60,482
Unenumerated, unwrought.....	"		183,626		194,634		376,448		370,916		258,258
" N. E. S., Tons.			92,620		85,226		151,644		31,939		82,812
Milk, condensed.....	Cwt.	91,761		99,762		74,965			74,030		101,315
Musical instruments.....	"						30,072		90,239		
Nuts and kernels:—											
For expressing oil therefrom.....	Tons.	20,777	286,184	11,768	173,792	12,859	212,352	17,434	327,780	19,072	321,252
Of other sorts.....	"		17,013		14,602		18,172		31,422		18,535
Oil:—											
Cocconut.....	Cwt.	226,332	290,969	271,512	353,437	139,045	211,293	163,977	301,973	159,979	226,375
Olive.....	Tons.	2,337	109,969	1,929	73,306	2,750	109,153	2,268	103,766	1,490	70,684
Palm.....	Cwt.	718,405	733,167	696,314	707,054	677,101	754,616	839,699	958,836	877,731	1,053,972
Petroleum.....	Galls.	8,984,271	231,199	7,876,103	297,344	6,885,022	195,179	4,399,472	153,131	3,519,097	153,909
Seed.....	Tons.	4,476	87,389	5,172	99,370	3,406	72,476	3,623	100,244	3,328	84,071
All other, N. E. S., Tons.			199,894		203,683		202,371		223,161		147,867
Oleo-margarine or oleo-oil.....	Cwt.	48,110	89,317	106,230	183,731	116,512	265,363	124,208	335,270	135,271	261,335
Painters' colours and pigments, unenumerated.....	"		27,056		30,097		25,465		27,648		25,311
Paper of all kinds (including straw boards and wood pulp boards).....	Cwt.	139,560	115,614	97,982	90,858	105,461	122,123	137,216	146,948	148,023	149,021
Paper making materials.....	Tons.	20,426	148,230	19,939	153,929	21,122	165,909	19,565	155,262	9,399	68,997
Pictures and drawings, by hand.....	No.	2,820	160,184	3,121	161,212	3,967	112,506	3,216	37,572	2,880	69,675
Pipes of all sorts, for smoking tobacco, Gross.		23,565	83,404	20,325	71,849	20,231	73,904	27,551	100,751	35,975	127,663
Plumbago.....	Tons.	1,538	31,121	1,051	22,724	1,225	25,661	834	19,811	751	16,465
Seeds.....	"										
Clover and grass.....	Cwt.	82,888	192,440	93,300	219,541	89,673	218,607	70,017	167,780	65,419	142,586
Flax or hampseed.....	Qrs.	107,333	172,516	93,255	169,430	37,342	121,322	76,119	168,678	41,794	92,808
Rape.....	"	3,199	10,766	2,949	3,473	3,076	20,805	2,080	4,379	1,162	2,820

UNITED KINGDOM.

TOTAL Quantities and Values of the Principal and Other Articles of Foreign and Colonial Merchandise Exported, &c.—*Concluded.*

ARTICLES.	1904.		1905.		1906.		1907.		1908.	
	Quantity.	Value.	Quantity.	Value.	Quantity.	Value.	Quantity.	Value.	Quantity.	Value.
		£		£		£		£		£
<i>Seeds—Con.</i>										
Unenumerated, for expressing oil therefrom.....	109,453	169,447	94,636	171,220	117,220	283,924	182,363	411,080	140,071	268,036
Unenumerated, other sorts.....		173,218		95,828		83,907		66,864		61,749
Shells of all kinds.....		384,671		369,069		484,526		519,144		433,716
<i>Silks—</i>										
Raw.....	186,174	114,312	188,246	114,216	92,124	56,469	80,645	57,747	42,898	25,698
Knobs, or husks of silk, and waste.....	9,148	39,174	13,524	69,411	3,243	31,664	5,007	78,619	2,424	36,216
All other unmanufactured, N.E.S.....		36,629		39,726		42,190		38,519		32,512
Manufactures.....		1,241,242		1,142,217		1,094,457		1,490,066		1,427,974
<i>Skins and furs—</i>										
Goat, undressed.....	11,017,363	1,070,927	12,521,411	1,257,512	14,728,603	1,575,766	11,139,294	1,255,539	8,822,550	898,397
Sheep.....	7,583,928	865,222	9,368,879	1,039,031	10,784,925	1,218,636	7,661,386	1,569,328	975,918	975,918
All other sorts.....	43,171,721	2,106,514	53,194,454	2,661,156	72,292,807	3,276,937	71,681,510	3,075,181	64,562,340	2,612,167
Manufactures of skins and furs (including rugs).....		165,016		215,819		295,576		277,006		241,840
<i>Spices—</i>										
Ginger.....	30,264	42,934	34,098	37,561	15,276	22,679	15,639	28,933	14,063	26,152
Pepper.....	10,110,809	253,665	8,443,500	195,096	7,660,224	171,757	5,607,654	124,633	4,884,322	83,162
Unenumerated.....	6,939,176	166,659	7,148,239	145,372	5,346,948	138,091	8,112,450	197,635	9,508,451	156,383
<i>Spirits—</i>										
Brandy.....	85,795	49,861	92,749	51,668	67,909	48,191	59,391	43,258	62,977	44,020
Rum.....	974,092	137,630	906,788	140,616	995,795	144,457	1,130,447	169,534	1,071,371	175,540
Other sorts.....	215,243	86,865	225,945	79,365	177,872	71,290	221,652	43,324	167,978	73,001
Sponges.....	313,932	67,838	311,991	65,479	290,549	71,119	305,389	79,428	268,585	65,682
Starch, farina, dextrine and potato flour.....	14,165	8,778	17,369	12,238	18,090	12,400	11,640	8,088	12,743	7,811
Stationery other than paper, including ink.....		108,703		120,096		138,751		151,444		131,572
Stones, slabs and marble, rough, hewn or unmanufactured (other than works of art).....	7,189	51,733	5,767	39,318	8,230	49,874	9,135	49,151	7,542	48,272
Straw plaiting for hats and bonnets.....	4,622,607	313,681	4,277,063	310,975	4,636,512	390,536	4,215,634	320,571	3,832,496	298,512

9-10 EDWARD VII., A. 1910

SESSIONAL PAPER No. 10f

Cordage.....	{ C..... } £	15,970	22,894	7,147	3,332	10,047	1,167	8,700	6,834	17,037	3,473
	{ U.S..... } £	48,977	116,394	81,340	112,078	58,822	129,260	74,615	84,097	134,734	149,804
Corn, grain and meal :	{ C..... } (Cwt.)	5,256,500	6,337,600	6,691,710	9,527,475	10,802,127	6,195,300	6,522,630	11,309,700	14,469,700	14,442,195
Wheat.....	{ C..... } £	1,801,953	2,206,878	2,216,049	3,194,021	3,737,368	2,229,791	2,412,137	4,011,443	4,963,648	5,911,473
	{ U.S..... } (Cwt.)	34,650,648	32,588,470	40,406,895	43,312,501	24,197,895	7,091,600	6,634,700	22,490,900	20,606,900	27,123,400
	{ U.S..... } £	11,811,700	11,227,268	13,473,541	14,495,721	8,444,114	2,517,425	2,433,527	8,040,290	8,080,883	11,450,396
	{ C..... } (Cwt.)	307,600	598,650	420,400	74,380	80,755	487,300	1,057,600	687,700	484,200	616,000
Barley.....	{ C..... } £	100,544	173,963	122,762	19,910	132,445	182,445	1,271,886	184,282	145,973	195,970
	{ U.S..... } (Cwt.)	1,946,070	4,277,100	2,630,010	2,958,553	2,526,771	3,737,300	2,555,500	2,906,800	2,731,400	1,865,600
	{ U.S..... } £	572,321	1,349,816	872,694	936,691	818,804	1,220,287	754,090	826,333	921,091	743,373
Oats.....	{ C..... } (Cwt.)	1,387,100	1,518,100	1,154,000	590,958	569,482	659,700	764,263	1,435,200	1,435,200	19,200
	{ C..... } £	371,329	403,027	317,488	183,656	158,346	181,388	211,481	379,069	474,525	6,444
	{ U.S..... } (Cwt.)	7,072,000	5,715,200	4,443,800	1,221,271	660,689	178,900	2,501,300	3,375,100	246,020	100
	{ U.S..... } £	1,841,347	1,479,737	1,185,928	357,763	176,523	46,971	689,975	985,551	78,417	36
Peas.....	{ C..... } (Cwt.)	755,120	849,700	707,700	217,486	212,163	262,800	122,630	188,680	170,090	168,110
	{ C..... } £	240,656	276,006	255,046	80,304	81,814	87,297	43,316	74,539	68,313	76,617
	{ U.S..... } (Cwt.)	476,870	581,303	440,100	248,757	178,629	53,263	53,016	57,882	59,700	164,350
	{ U.S..... } £	162,312	199,834	153,481	99,245	66,959	20,380	22,825	24,485	29,159	79,044
Maize or Indian Corn.....	{ C..... } (Cwt.)	5,360,700	4,735,400	2,085,600	104,993	3,387,331	1,872,700	3,310,800	2,369,700	2,358,600	159,400
	{ C..... } £	1,085,621	1,069,517	476,224	29,503	847,696	472,907	877,500	595,190	649,826	35,728
	{ U.S..... } (Cwt.)	30,460,400	38,121,950	25,564,900	1,975,138	18,676,011	8,077,000	18,310,250	18,617,700	14,964,100	6,061,300
	{ U.S..... } £	8,185,167	8,596,172	5,944,905	561,230	4,684,717	1,956,137	4,636,676	4,603,767	3,918,017	2,015,701
Other kinds of corn or grain.....	{ C..... } (Cwt.)	221,300	280,740	403,730	391,472	291,942	20,780	59,230	77,540	66,140	143,650
	{ C..... } £	63,596	82,462	116,194	106,554	79,874	6,271	18,392	22,507	21,725	49,695
	{ U.S..... } (Cwt.)	492,500	415,020	315,290	160,195	406,739	62,180	78,620	204,550	188,490	371,800
	{ U.S..... } £	141,956	115,317	84,160	46,357	106,808	19,284	26,490	79,710	64,835	140,880
Wheat meal or flour.....	{ C..... } (Cwt.)	2,498,920	1,195,219	1,358,100	1,943,213	2,637,617	2,045,757	1,330,100	1,810,500	1,837,920	1,765,532
	{ C..... } £	1,154,246	570,980	628,611	869,353	1,233,250	1,014,124	653,804	870,707	921,390	890,700
	{ U.S..... } (Cwt.)	18,405,796	17,887,308	18,999,882	15,387,217	16,223,639	8,252,692	5,685,418	9,809,270	9,324,354	9,781,829
	{ U.S..... } £	8,563,884	8,366,256	8,698,249	7,217,060	7,618,691	4,065,749	2,896,167	4,744,670	4,741,382	3,369,406
Oatmeal.....	{ C..... } (Cwt.)	86,830	113,600	92,200	62,083	292,110	447,682	250,401	295,425	357,124	219,698
	{ C..... } £	40,882	55,564	45,205	34,111	189,000	315,539	178,073	190,806	240,852	161,733
	{ U.S..... } (Cwt.)	691,670	710,120	740,370	542,695	191,743	373,988	359,565	273,468	260,390	260,390
	{ U.S..... } £	456,384	463,409	497,335	417,801	343,690	136,200	280,514	311,459	234,292	242,697
Cotton : raw.....	{ C..... } (Cwt.)	4,068	1	10,550	390	6,355
	{ C..... } £	6,769	2	23,638	970	157,383
	{ U.S..... } (Cwt.)	11,017,490	12,190,169	13,221,303	12,177,136	12,153,019	13,310,446	15,440,574	13,245,296	15,621,197	14,178,555
	{ U.S..... } £	19,104,130	30,196,513	32,353,712	29,283,329	32,345,746	40,197,242	38,314,579	38,546,295	46,911,291	39,286,262
Manufactures of all sorts.....	{ C..... } £	11,244	5,186	5,064	7,791	12,469	5,075	3,480	2,656	2,400	1,963
	{ U.S..... } £	249,603	287,015	332,145	255,808	191,326	138,174	243,329	253,448	216,929	229,486

UNITED KINGDOM.

STATEMENT of the Quantities and Values of the Principal and Other Articles of Merchandise Imported into the United Kingdom from Canada and the United States, respectively, during the Years ended Dec. 31, 1899 to 1908, inclusive.—*Con.*

Abbreviations: C., Canada; U.S., United States.

ARTICLES.	QUANTITIES AND VALUES.									
	1899.	1900.	1901.	1902.	1903.	1904.	1905.	1906.	1907.	1908.
Dyestuffs and substances used in tanning :										
Extracts.....	19,534 77,492	15,977 75,287	17,527 65,899	18,565 63,511	16,330 75,549	14,060 59,444	11,575 48,876	16,080 58,614	12,369 50,294	17,442 49,256
Eggs.....	646,867 233,693 144,724 54,379	807,702 288,945 425,863 156,168	704,033 255,956 342,788 125,643	517,822 209,316 169,372 67,934	557,080 218,571 161,416 61,581	317,222 129,631 25,130 9,548	260,140 194,357 14,286 4,935	231,719 106,393 41,337 16,585	115,872 53,084 23,959 11,402	50,354 24,786 6,836 3,213
Fish of all sorts.....	230,073 646,236 402,327 666,334	335,891 930,185 429,023 728,834	230,167 690,454 436,957 836,177	424,561 1,074,363 606,422 1,101,322	263,136 796,977 2,381,619 572,770	204,469 714,687 882,032 875,702	269,224 706,375 296,039 620,934	380,179 1,143,231 308,231 628,482	193,981 766,025 132,141 265,239	236,628 874,264 205,137 436,026
Fruits :										
Apples, raw.....	470,903 385,705	803,638 427,763 898,689 510,779	474,712 365,953 726,366 487,884	918,656 569,891 1,478,790 1,004,800	1,545,455 879,389 2,381,619 1,420,132	1,208,469 619,844 1,850,037 982,613	1,247,766 703,950 1,631,819 936,868	998,337 577,982 1,497,645 868,538	1,588,603 920,874 1,413,231 859,820	1,454,663 801,556 1,195,901 729,843
Hay.....	21,196 67,897 42,827 140,682	13,327 49,923 44,198 169,127	40,842 165,904 83,604 338,640	98,652 352,836 121,477 478,107	51,804 168,199 20,525 77,984	51,392 163,005 18,666 71,818	43,483 143,296 20,808 100,085	57,456 197,611 29,809 104,547	16,482 64,917 3,528 14,139	20,542 78,187 3,408 12,438
Hops.....	1,140 587,356	1,848 585,503	1,200 280,472	5,520 360,793	6,545 391,751	6,545 1,081,819	1,028 191,160	5,853 478,546	9,553 488,189	13,037 487,190
Lard.....	83,108 113,799 2,071,557 2,909,122	116,891 202,878 1,792,593 3,034,038	112,913 237,085 1,842,054 3,775,638	93,067 253,587 1,537,760 3,834,641	127,461 381,344 1,590,929 3,553,228	139,751 238,472 1,669,966 3,041,840	336,595 628,862 1,661,005 3,030,837	341,833 743,332 1,691,335 3,579,418	255,870 583,253 1,689,691 3,860,426	297,570 679,177 1,663,200 3,661,264

SESSIONAL PAPER No. 10f

Leather	(C.....) (U.S....)	(Lbs.) £ (Lbs.) £	4,513,712 180,864 70,536,032 3,362,599	3,178,784 139,206 64,432,816 3,038,638	3,357,424 153,358 69,431,120 3,356,508	4,016,880 193,796 71,438,080 3,577,921	3,701,600 180,374 66,013,096 3,390,291	5,742,240 263,974 57,762,096 3,522,461	8,298,416 378,278 77,762,096 2,964,777	6,332,480 304,653 52,120,768 3,295,174	6,627,376 353,901 62,149,136 3,973,324	7,829,192 353,901 62,149,136 3,973,324
Manure: Phosphate of lime and rock	(C.....) (U.S....)	(Tons.) £ (Tons.) £	196,615 337,571	101,214 201,704	109,700 197,084	134,301 224,431	107,105 177,222	119,274 229,929	134,185 216,289	150,309 287,212	152,416 319,789	166,166 370,715
Meats (except poultry and game):—	(C.....) (U.S....)	(Cwt.) £ (Cwt.) £	453,773 761,861 1,088,346 6,532,180	529,864 1,075,445 3,956,927 7,191,943	398,637 921,509 4,244,329 9,253,851	462,487 1,203,280 3,283,855 8,239,522	605,219 1,691,687 2,893,507 7,376,928	899,883 1,863,159 2,806,108 6,293,009	1,192,401 3,171,592 2,755,233 6,928,352	1,190,524 3,171,592 2,755,233 6,853,061	1,004,126 3,171,592 2,806,644 6,928,352	1,004,126 3,171,592 2,806,644 6,928,352
Beef, fresh	(C.....) (U.S....)	(Cwt.) £ (Cwt.) £	90,238 178,284 2,756,458 5,711,523	44,784 96,259 2,867,238 6,039,776	19,601 40,563 3,180,291 6,761,587	20,896 55,090 2,290,465 5,204,057	5,851 8,944 2,693,920 5,730,750	9,044 17,732 2,395,836 5,130,286	5,251 8,742 2,232,206 4,831,611	5,851 13,663 2,426,644 5,235,663	39,585 70,385 2,417,604 5,170,593	18,040 29,285 1,432,142 3,298,584
Beef, salted	(C.....) (U.S....)	(Cwt.) £ (Cwt.) £	1,002 1,344 175,056 226,842	5,283 8,013 185,329 244,821	7,817 12,217 192,000 246,927	4,032 7,515 143,994 227,283	5,517 8,844 165,176 232,293	4,824 8,226 135,280 173,608	5,519 17,876 135,277 197,238	12,977 26,999 146,163 169,700	18,372 26,999 115,410 169,700	9,218 16,097 48,754 191,379
Hams	(C.....) (U.S....)	(Cwt.) £ (Cwt.) £	150,698 301,212 1,823,965 3,781,007	196,182 446,942 1,602,453 3,762,714	125,867 304,822 1,730,536 4,209,816	163,330 420,319 3,121,779 3,462,004	197,497 521,542 939,169 2,662,654	196,732 483,527 1,042,659 2,606,129	292,173 698,463 1,022,855 2,409,993	254,495 674,469 1,045,718 2,808,823	296,949 845,021 832,042 2,385,400	321,463 832,194 900,795 2,240,238
Mutton, fresh	(C.....) (U.S....)	(Cwt.) £ (Cwt.) £	2,518 5,020	3,978 5,989	5,608 11,189	34,800 60,064	41,863 79,540	4,148 8,346	6,283 11,904	2,670 5,274	5,403 9,947	3,881 7,237
Pork, fresh	(C.....) (U.S....)	(Cwt.) £ (Cwt.) £	4,326 8,300 276,844 553,356	3,425 7,479 238,179 502,618	4,991 9,798 348,353 762,993	856 2,039 252,421 572,328	631 1,760 132,695 319,631	3,279 7,558 119,239 262,450	4,786 11,417 135,232 292,300	3,272 7,142 120,734 268,804	10,917 30,323 86,612 204,270	9,219 29,897 135,152 290,170
Pork, salted	(C.....) (U.S....)	(Cwt.) £ (Cwt.) £	18,698 21,742 161,680 199,850	18,191 23,426 128,402 177,671	14,849 22,700 137,680 207,836	10,318 20,418 105,416 187,131	13,928 20,940 90,849 138,318	14,353 20,373 79,977 119,423	11,233 16,206 72,598 111,082	11,853 20,312 67,775 116,480	32,658 58,969 55,919 100,724	17,197 29,041 67,438 115,673
Uncenumerated, salted or fresh	(C.....) (U.S....)	(Cwt.) £ (Cwt.) £	3,345 4,655 123,423 214,283	7,142 8,593 140,473 231,312	5,082 7,160 174,830 275,913	5,037 7,651 163,348 230,900	5,659 10,520 179,212 283,766	11,050 16,436 132,539 210,924	10,429 15,787 166,088 255,921	9,218 15,104 189,328 282,128	12,098 18,066 178,797 255,209	11,877 17,340 158,061 235,783

UNITED KINGDOM.

STATEMENT of the Quantities and Values of the Principal and Other Articles of Merchandise Imported into the United Kingdom from Canada and the United States, respectively, during the Years ended Dec. 31, 1899 to 1908, inclusive—*Cont.*

Abbreviations : C., Canada ; U. S., United States.

QUANTITIES AND VALUES.

ARTICLES.	QUANTITIES AND VALUES.									
	1899.	1900.	1901.	1902.	1903.	1904.	1905.	1906.	1907.	1908.
Meats— <i>Cont.</i>	{ C. { U. S.	{ Cwt. { £	28,543	20,283	47,077	37,239	61,896	27,303	16,306	38,888
			17,816	17,816	17,816	17,816	17,816	17,816	17,816	17,816
Preserved, otherwise than by salting	{ C. { U. S.	{ Cwt. { £	74,959	60,151	145,822	111,320	172,856	78,999	69,867	117,697
			52,514	52,514	52,514	52,514	52,514	52,514	52,514	52,514
Metals and ores—	{ C. { U. S.	{ Tons. { £	459,618	537,258	412,138	398,021	433,374	246,277	135,871	179,319
			419,863	419,863	419,863	419,863	419,863	419,863	419,863	419,863
Copper, regulas and precipitate	{ C. { U. S.	{ Tons. { £	1,224,847	1,463,618	1,196,588	1,140,067	1,203,578	741,841	515,769	639,369
			644	2,110	1,024	982	2,341	2,854	3,030	2,950
Copper, unwrought and part wrought	{ C. { U. S.	{ Tons. { £	19,933	65,626	39,180	39,050	65,952	106,978	114,891	88,154
			9,108	13,956	4,900	5,057	4,889	6,388	627	7,068
Copper, unwrought and part wrought	{ C. { U. S.	{ Tons. { £	2,285,734	1,255,305	2,875	2,969	1,522	2,604	1,896	4,126
			2,230	4,305	1,995	2,049	2,875	2,969	1,522	2,604
Copper, other and mfrs. of	{ C. { U. S.	{ £ { £	28,218	41,761	20,727	48,395	28,243	26,899	37,224	56,088
			2,121,194	1,360,861	1,255,305	2,875	2,969	1,522	2,604	1,896
Iron, pig and puddled	{ C. { U. S.	{ Tons. { £	143,268	240,702	239,478	303,387	400,801	290,529	187,819	102,076
			52,161	51,041	3,981	23,474	200	160	90	675
Iron and steel, manufactures of :	{ C. { U. S.	{ Tons. { £	116,630	10,430	10,430	55,454	1,241	1,043	3,857	5,651
			35,312	10,701	4,165	16,291	4,152	4,538	18,243	24,172
Iron : steel, unwrought	{ C. { U. S.	{ Tons. { £	182,999	59,762	18,187	51,516	17,959	22,595	886,287	380,380
			235	53	620	4,399	3	3	3	3
Iron and steel, manufactures of :	{ C. { U. S.	{ Tons. { £	1,877	1,879	2,356	18,517	25	25	77,955	106,552
			10,679	437	3,574	282,439	297,913	208,886	77,955	106,552
Sawing machines	{ C. { U. S.	{ £ { £	50,864	3,574	1,088	282,439	297,913	208,886	77,955	106,552
			1,015,601	34,593	5,686	1,119,589	832,282	886,287	380,380	500,191
Cycles	{ C. { U. S.	{ £ { £	147,510	180,022	180,167	208,845	132,022	457,624	362,422	125,186
			682	3,020	297	53	38	59	15	35,832
	{ C. { U. S.	{ £ { £	117,990	103,544	50,394	12,056	33,192	32,616	21,608	

SESSIONAL PAPER No. 10f

Machinery, N. E. S.	{ C. { U. S.	21,809 2,609,367	10,825 2,361,624	67,060 2,347,081	61,740 2,804,057	97,726 2,418,573	86,834 2,194,300	87,584 2,430,897	88,798 2,746,855	105,407 2,754,695	97,310 2,380,092
Unenumerated.	{ C. { U. S.	18,281 974,931	23,870 1,256,661	6,221 930,131	5,489 639,017	12,181 549,838	29,194 659,843	11,924 717,330	6,265 773,966	7,213 660,725	6,174 578,887
Lead—Pig and sheet.	{ C. { U. S.	32,669 475,777	40,724 683,328	43,496 681,685	50,821 565,170	31,612 457,497	36,748 437,066	24,688 325,664	18,391 397,782	27,314 532,011	36,443 497,137
Silver, ore of.	{ C. { U. S.	15,068	42,450	64,652	103,235	132,177	119,232	207,937	146,826	263,265	11,694 162,413
Zinc, ore of.	{ C. { U. S.	51 794 2,927 20,334	913 9,090 1,066 10,623	42 438 1,622 12,294	335 1,592 4,725 37,443	526 2,222 2,855 24,677	851 4,431 5,490 44,346	291 1,931 4,817 30,237	319 3,232 4,867 68,898	324 3,695 3,516 49,591	371 3,782 4,801 53,238
Zinc, crude.	{ C. { U. S.	246 4,367 9,570 193,682	133 2,007 17,725 358,254	200 2,429 4,253 62,097	246 2,752 10,845 135,817	292 3,406 6,962 82,697	313 4,017 15,073 254,551	462 7,027 11,143 166,219	579 8,780 13,172 241,029	498 7,266 5,202 67,254	615 8,504 4,462 69,711
Milk, condensed.	{ C. { U. S.	27,632 58,510	37,306 77,597	83,016 146,706	23,755 50,326	305 335	1,111 1,919	1,663 3,066	26 53	5 13	243 477
Musical instruments.	{ C. { U. S.	35,950 216,373	31,236 217,663	5,225 289,521	6,684 27,898	3,083 284,254	19,319 223,894	16,877 193,442	14,040 184,275	25,599 181,418	21,018 158,036
Oils:—	{ C. { U. S.	406 7,296 23,030 368,573	137 9,489 13,292 290,197	368 8,079 17,238 370,531	79 1,638 12,369 310,069	79 1,116 253,824	131 2,396 2,810 39,242	895 13,684 1,706 21,332	2,320 39,487 3,315 53,738	3,036 62,086 856 14,542	2,961 50,010 393 18,664
Seed.	{ C. { U. S.	158 3,008 1,364 27,411	736 14,404 2,691 40,688	214 4,335 2,911 51,195	708 13,590 2,388 43,155	464 8,687 3,849 63,161	131 2,396 2,810 39,242	895 13,684 1,706 21,332	2,320 39,487 3,315 53,738	3,036 62,086 856 14,542	2,961 50,010 393 18,664
Train and blubber.	{ C. { U. S.	6,394 43,361 185,518 1,036,245	4,071 34,007 184,569 1,171,800	4,679 34,007 180,964 1,149,382	11,262 79,382 142,362 1,101,391	10,411 126,507 876,206	6,333 41,747 774,135	4,589 32,535 776,170	8,426 62,434 731,452	13,531 97,144 660,430	12,261 86,685 88,683 596,765
Seed cake.	{ C. { U. S.	81,853 465,905	136,583 422,813	115,997 517,070	107,628 409,155	99,314 359,897	135,217 365,090	247,187 393,942	237,187 478,540	151,859 35,848	198,599 280,312
Paper of all sorts.	{ C. { U. S.										

UNITED KINGDOM.

STATEMENT of the Quantities and Values of the Principal and Other Articles of Merchandise Imported into the United Kingdom from Canada and the United States, respectively, during the Years ended December 31, 1899, to 1908, inclusive.—*Con.*

Abbreviations: C., Canada; U.S., United States.

ARTICLES.	QUANTITIES AND VALUES.										
	1899.	1900.	1901.	1902.	1903.	1904.	1905.	1906.	1907.	1908.	
Paper-making materials: Pulpofwood	{ C £ 130,918 10,925 62,922	{ U.S. { Tons. £ 54,507 246,435 12,006 55,333	{ C £ 70,110 312,356 11,381 91,491	{ U.S. { Tons. £ 88,771 251,370 4,764 37,051	{ C £ 72,973 168,206 4,004 32,334	{ U.S. { Tons. £ 63,261 144,215 1,201 10,392	{ C £ 83,219 206,113 3,089 27,886	{ U.S. { Tons. £ 88,256 242,481 2,745 26,694	{ C £ 64,548 168,793 1,387 19,539	{ U.S. { Tons. £ 98,791 286,455 865 9,239	{ C £ 98,791 286,455 865 9,239
Paraffine.....	{ C £ 1,039,101 969,614	{ U.S. { Cwt. £ 5,210 7,897 924,636 1,245,298	{ C £ 5,064 7,897 796,807 944,629	{ U.S. { Cwt. £ 15,229 5,673 947,341 963,213	{ C £ 1,112 12,766 1,029,479 1,001,374	{ U.S. { Cwt. £ 2,180 2,606 965,072 1,021,278	{ C £ 6,065 7,223 831,413 970,281	{ U.S. { Cwt. £ 9,317 10,766 895,145 1,017,335	{ C £ 9,403 11,074 952,094 1,113,627	{ U.S. { Cwt. £ 9,229 9,229 772,251 912,507	{ C £ 9,229 9,229 772,251 912,507
Poultry and game, alive or dead.....	{ C £ 27,719 49,666	{ U.S. { £ 10,953 205,878	{ C £ 10,953 205,878	{ U.S. { £ 12,158 212,019	{ C £ 13,290 232,067	{ U.S. { £ 11,102 220,414	{ C £ 31,537 132,489	{ U.S. { £ 13,433 243,768	{ C £ 21,696 202,008	{ U.S. { £ 8,752 154,708	{ C £ 8,752 154,708
Seeds:--	{ C £ 2,042 4,751	{ U.S. { Cwt. £ 3,374 7,539	{ C £ 1,338 4,311	{ U.S. { Cwt. £ 1,555 3,961	{ C £ 788 1,886	{ U.S. { Cwt. £ 4,605 11,332	{ C £ 3,331 8,636	{ U.S. { Cwt. £ 3,247 8,226	{ C £ 7,559 21,816	{ U.S. { Cwt. £ 8,477 22,069	{ C £ 8,477 22,069
Flax or linseed.....	{ C £ 90,531 183,970	{ U.S. { Qrs. £ 65,006 161,796	{ C £ 53,808 149,258	{ U.S. { Qrs. £ 113,331 265,631	{ C £ 39,183 59,439	{ U.S. { Qrs. £ 960 1,320	{ C £ 9,445 18,011	{ U.S. { Qrs. £ 86,105 179,334	{ C £ 62,243 132,366	{ U.S. { Qrs. £ 67,246 145,532	{ C £ 67,246 145,532
Skins and furs.....	{ C £ 506,801 510,429	{ U.S. { £ 352,436 786,987	{ C £ 360,692 618,535	{ U.S. { £ 433,645 716,589	{ C £ 358,181 901,187	{ U.S. { £ 394,461 665,326	{ C £ 501,587 971,196	{ U.S. { £ 523,614 1,122,990	{ C £ 440,780 853,392	{ U.S. { £ 458,828 953,972	{ C £ 458,828 953,972
Vegetables, raw.....	{ C £ 11,185 100,026	{ U.S. { £ 2,698 62,865	{ C £ 1,082	{ U.S. { £ 568	{ C £ 1,152	{ U.S. { £ 992	{ C £ 59,851	{ U.S. { £ 72,515	{ C £ 45,086	{ U.S. { £ 39,514	{ C £ 39,514
Wood and timber:--	{ C £ 111,405 535,622	{ U.S. { £ 113,488 604,052	{ C £ 90,042 497,914	{ U.S. { £ 78,887 469,542	{ C £ 443,744 191,395	{ U.S. { £ 296,932 172,552	{ C £ 384,098 147,820	{ U.S. { £ 478,588 167,282	{ C £ 354,545 181,005	{ U.S. { £ 293,343 190,667	{ C £ 293,343 190,667
Hewn.....	{ C £ 808,215	{ U.S. { £ 878,636	{ C £ 799,989	{ U.S. { £ 922,402	{ C £ 1,024,063	{ U.S. { £ 914,074	{ C £ 731,373	{ U.S. { £ 875,527	{ C £ 1,003,272	{ U.S. { £ 1,006,247	{ C £ 1,006,247

SESSIONAL PAPER No. 10f

Stawn and split.....	{ C... { Loads. £ U.S. {	1,517,234 4,029,223 614,415 1,987,143	1,639,668 4,383,261 393,478 1,899,094	1,508,172 4,268,846 700,257 2,308,264	1,280,602 3,497,456 580,701 1,927,894	1,160,369 3,267,511 490,432 1,693,546	1,425,112 4,188,386 513,081 2,049,366	1,128,544 3,332,465 544,408 2,253,173	1,000,356 2,903,769 411,652 1,661,629
Staves.....	{ C... { Loads. £ U.S. {	4,543 21,716 17,757 36,367 177,645	1,821 8,279 32,355 217,848	1,858 9,470 25,014 166,160	4,553 16,518 18,671 124,926	2,159 9,431 21,784 143,107	1,946 9,301 27,312 192,088	2,545 12,788 21,823 135,338	1,741 9,400 24,486 187,678
Furniture woods and hardwoods...	{ C... { Tons. £ U.S. {	9,200 50,383 81,666 623,070	5,142 35,317 90,769 700,359	6,472 44,195 108,446 818,112	8,437 50,952 86,512 638,035	9,388 53,894 90,826 643,337	9,432 60,032 93,565 614,184	9,134 49,289 119,729 892,444	11,952 76,804 107,775 772,696
House frames, furniture fittings and joiner's work.....	{ C... { No. £ U.S. {	61,591 648,346	40,993 386,597	61,092 411,225	51,186 305,625	54,425 310,829	38,673 323,928	43,751 224,783	32,615 190,145
Parcel post.....	{ C... { No. £ U.S. {	20,086 23,195	37,402 57,325	41,079 35,469	55,325 59,735	64,312 59,974	82,969 72,265	98,798 89,250	118,411 101,691
Total value of principal and other articles.....	{ C... { £ U.S. {	29,295,740 129,081,188	22,964,337 126,364,601	26,669,855 122,112,652	22,621,164 119,227,802	25,695,898 115,573,051	30,318,291 131,101,540	28,029,461 133,683,631	26,287,668 124,160,582

UNITED KINGDOM.

STATEMENT of the Quantities and Values of the Principal and Other Articles of Merchandise Produce and Manufacture of the United Kingdom), Exported from the United Kingdom to Canada and the United States, respectively, during the Years ended December 31, 1899 to 1908, inclusive.

Abbreviations: C., Canada; U.S., United States.

ARTICLES.	QUANTITIES AND VALUES.									
	1899.	1900.	1901.	1902.	1903.	1904.	1905.	1906.	1907.	1908.
Alkali.....	{ C £	247,800	175,414	263,294	278,013	292,456	271,471	380,653	375,850	310,534
	{ U.S. £	63,612	54,055	71,713	77,052	81,173	78,791	97,583	107,965	72,701
	{ C £	681,100	742,900	401,978	337,769	301,122	234,259	161,536	174,268	105,606
	{ U.S. £	137,823	160,159	109,425	93,612	99,782	73,622	62,106	104,663	58,773
Animals, living ..	{ No. £	158	158	215	370	545	707	1,625	1,690	676
	{ U.S. £	12,072	16,608	11,537	34,065	41,876	54,716	97,208	97,145	41,593
Horses.....	{ No. £	185	439	574	853	594	878	971	993	819
	{ U.S. £	18,520	39,226	70,383	94,463	87,444	59,696	58,222	65,004	49,836
Bulls, oxen and calves.....	{ No. £	253	572	402	574	237	77	161	274	156
	{ U.S. £	6,600	17,169	16,462	24,048	7,901	2,629	6,044	7,961	4,885
	{ No. £	23,239	29,108	27,292	41,298	17,282	13,713	8,009	28,114	19,226
Sheep and lambs.....	{ No. £	704	703	357	155	117	359	1,135	2,710	1,803
	{ U.S. £	2,693	3,706	3,834	2,370	396	2,940	7,253	16,191	8,927
Apparel, haberdashery and millinery. (C.....)	{ £	384,723	368,647	406,501	528,387	716,910	601,755	503,305	647,028	430,918
	{ U.S. £	84,874	101,077	96,870	162,428	157,612	85,950	76,151	86,858	73,174
Arms, ammunition and military stores (C.....)	{ £	41,271	53,900	108,769	80,322	87,151	126,090	146,255	238,436	192,364
	{ U.S. £	79,240	57,590	39,884	32,309	33,325	29,663	63,194	41,449	79,854
Beer and ale.....	{ Bbls. £	3,818	4,287	3,908	3,588	4,429	4,733	5,836	9,450	6,829
	{ U.S. £	16,315	18,984	16,438	15,791	19,659	22,348	28,365	36,634	27,015
	{ Bbls. £	38,168	47,639	43,882	42,340	44,796	45,304	50,900	77,426	61,173
	{ U.S. £	173,319	210,462	204,425	206,324	211,373	221,159	240,842	301,860	233,513
Bleaching materials ..	{ C £	29,000	18,100	24,400	14,900	46,586	26,261	38,314	45,325	40,066
	{ U.S. £	6,864	5,880	4,703	11,461	11,461	8,413	9,835	11,390	8,348
	{ C £	872,100	880,700	649,700	700,654	548,320	697,301	637,584	775,978	488,131
	{ U.S. £	199,639	245,425	243,917	139,928	138,711	103,620	138,663	157,458	99,522

* Includes 'All other animals' except 'Horses.'

SESSIONAL PAPER No. 10f

Books, printed	{ Cwt. { { U.S. {	8,888 66,220 41,852 313,104	9,925 73,436 43,353 374,689	8,912 67,208 43,353 344,308	12,348 93,273 41,198 341,247	13,999 99,176 42,417 351,826	16,157 109,870 43,634 430,371	17,701 118,397 48,217 449,151	23,674 144,558 46,156 453,098	23,541 137,133 41,734 369,462	
Caoutchouc, manufactures of	{ Cwt. { { U.S. {	28,658 48,956	24,810 51,553	25,104 50,867	28,997 44,796	43,260 57,394	44,296 55,765	45,051 45,788	51,166 65,946	35,146 49,927	
Carrriages, viz :— Cycles and parts thereof	{ Cwt. { { U.S. {	3,603 5,664	1,512 5,473	1,400 1,787	439 1,370	1,360 1,675	1,127 1,248	
Cement	{ Tons. { { U.S. {	18,610 37,769 36,715 71,697	30,406 58,580 34,171 68,395	17,657 31,659 8,102 17,529	29,194 50,277 21,245 38,985	29,194 50,277 21,245 38,985	16,561 29,429 5,973 12,210	28,302 47,966 11,565 22,680	48,336 73,731 113,888 166,692	44,875 75,315 101,133 171,058	
Chemical products and preparations, unenumerated, including dye stuffs, and sulphate of copper	{ Cwt. { { U.S. {	128,977 597,728	127,448 600,847	123,259 478,596	120,081 483,113	132,599 530,728	162,414 429,390	154,618 416,842	222,601 602,263	196,189 462,448	
Clay, unmanufactured	{ Tons. { { U.S. {	9,348 11,499 106,692 150,995	8,898 11,361 129,642 179,065	6,774 8,281 138,909 188,206	11,076 13,059 153,720 215,377	11,076 13,059 153,720 215,377	11,265 13,514 160,453 215,271	12,335 15,017 199,078 239,022	14,572 17,714 222,922 277,981	17,981 22,865 234,278 291,088	
Coal, coke and manufactured fuel	{ Tons. { { U.S. {	46,469 24,424 144,554 98,456	33,328 22,321 53,739 59,192	141,548 59,493 131,816 112,011	191,626 105,621 4,423,290 681,640	191,626 105,621 4,423,290 681,640	111,491 61,267 139,683 169,490	81,436 51,735 169,462 109,390	93,060 57,360 76,421 52,431	65,251 44,460 88,739 80,592	128,628 79,343 31,902 23,789
Coal products (except dyes)	{ Cwt. { { U.S. {	11,597 96,754	16,361 131,126	9,297 101,978	10,296 128,421	14,315 125,167	10,280 152,293	8,312 291,491	12,460 254,744	16,934 385,007	
Cordage and twine	{ Cwt. { { U.S. {	2,998 9,298 1,523 3,048	2,715 8,684 669 2,504	8,696 22,814 1,291 3,616	9,591 25,007 6,326 10,089	9,591 25,007 6,326 10,089	13,970 33,069 1,912 4,574	14,483 34,067 3,165 5,432	16,045 39,812 919 2,997	27,790 66,804 2,634 6,575	13,802 75,624 3,828 6,535
Cotton yarn	{ Lbs. { { U.S. {	1,467,400 547,549 2,899,800 225,272	1,313,100 73,963 4,640,200 403,127	1,169,700 64,483 2,978,000 274,018	1,375,800 86,916 4,423,290 389,537	1,375,800 86,916 4,423,290 389,537	1,833,200 102,459 3,976,800 293,001	1,129,100 70,635 3,292,200 376,366	908,100 59,113 5,292,200 406,709	1,029,900 133,253 7,472,000 505,837	1,011,900 179,365 4,299,700 845,891
Cottons, entered by the yard	{ Yds. { { U.S. {	34,159,690 547,549 67,325,600 1,805,530	40,277,300 692,875 67,325,600 1,698,519	36,204,300 633,022 50,936,600 1,406,637	49,438,500 802,892 69,684,900 1,960,488	49,438,500 802,892 69,684,900 1,960,488	49,903,300 819,435 72,390,100 2,049,021	45,243,100 841,411 52,394,900 2,021,339	55,156,800 1,013,188 98,373,900 2,216,150	91,659,100 1,565,713 1,072,302 2,477,542	57,474,900 1,022,302 59,034,900 1,610,986
Cottons, entered at value	{ Cwt. { { U.S. {	370,600 945,118	425,093 1,293,512	478,477 1,234,198	507,012 1,334,432	646,009 1,315,530	648,318 1,182,828	721,702 1,565,229	907,565 1,650,238	599,675 1,220,833	

UNITED KINGDOM.

STATEMENT of the Quantities and Values of the Principal and Other Articles of Merchandise (Produce and Manufacture of the United Kingdom), Exported from the United Kingdom to Canada and the United States, respectively, during the Years ended December 31, 1899 to 1908, inclusive—*Con.*

Abbreviations: C., Canada; U.S., United States.

ARTICLES.	QUANTITIES AND VALUES									
	1899.	1900.	1901.	1902.	1903.	1904.	1905.	1905.	1907.	1908.
Earthenware and chinaware.	138,249 636,017	144,874 602,635	152,610 512,304	152,126 498,338	214,588 583,864	204,113 555,949	189,088 508,033	251,519 572,465	305,360 614,164	261,584 465,224
Fish of all sorts	6,669 282,074	2,947 169,437	3,481 144,928	5,174 202,062	4,802 297,164	6,315 333,387	8,357 395,234	11,179 335,732	13,554 449,152	15,496 424,883
Flax and hemp, dressed or undressed	455 2,015	1,612 8,514	1,230 5,537	1,976 8,515	603 2,108	630 2,333	67 254	3 17	34 107
Glass manufactures	97,737 106,582	105,408 114,633	100,586 131,745	119,214 147,999	129,293 141,184	118,010 144,631	150,178 156,985	236,669 181,755	229,489 194,560	193,329 153,249
Hardware and cutlery, unenumerated	75,476 122,107	86,547 127,732	72,547 121,834	93,408 119,609	118,693 133,337	127,358 111,844	129,643 111,525	144,533 124,402	164,409 128,396	112,016 84,770
Hats of all sorts.	130,787 126,554	135,576 136,806	155,836 156,980	141,913 136,804	109,719 119,434	139,421 153,717	142,480 171,829	149,330 190,183	216,358 260,893	197,304 241,126
Hides, raw.	8,705 17,010	14,576 19,364	5,374 10,916	12,837 19,902	9,801 20,367	5,043 4,874	6,116 15,236	8,490 19,739	14,954 29,173	18,276 38,384
Implements and tools	20,591 24,631	22,482 22,724	18,333 30,280	23,311 32,235	29,232 39,569	21,692 37,073	21,159 35,513	31,183 46,937	47,980 42,273	25,613 22,712

SESSIONAL PAPER No. 10f

Jute manufactures: Piece goods.....	{ C..... { Yds.	11,861,500	13,539,000	15,589,700	18,490,200	22,323,300	21,371,600	20,118,000	17,056,700	18,278,800	18,173,200
	{ U.S..... { £	112,404	138,855	157,573	183,397	219,593	200,973	206,482	230,496	257,914	204,654
	{ C..... { Yds.	109,414,200	86,475,000	121,673,700	119,430,100	107,178,200	104,317,400	97,730,700	102,063,700	86,749,100	70,872,800
	{ U.S..... { £	850,945	887,816	1,123,734	1,073,009	1,002,521	978,097	1,101,604	1,436,089	1,361,075	836,296
Leather, wrought and unwrought.....	{ C..... { £	43,507	48,300	44,331	65,359	88,101	104,448	117,946	201,530	300,310	144,165
	{ U.S..... { £	201,586	190,546	191,999	236,475	254,865	268,666	336,028	361,205	390,192	291,789
Linens, entered by the yard.....	{ C..... { Yds.	9,808,500	9,954,300	9,266,500	10,401,300	9,627,800	10,991,500	11,118,400	12,394,400	13,373,000	8,872,400
	{ U.S..... { £	171,276	186,539	176,735	194,147	195,677	222,443	234,373	278,188	313,281	195,968
	{ C..... { Yds.	94,075,600	81,856,400	88,839,600	97,749,700	84,831,600	83,369,200	103,063,800	110,987,700	107,201,000	83,336,300
	{ U.S..... { £	1,874,303	1,901,976	2,029,973	2,282,135	2,193,884	2,166,672	2,534,851	2,873,779	2,979,488	2,124,544
Linens, entered at value.....	{ C..... { £	87,277	98,148	86,786	103,983	115,476	106,069	113,210	126,402	161,468	145,511
	{ U.S..... { £	599,381	639,800	608,424	647,394	652,991	672,379	692,193	846,023	897,336	681,752
Machinery and mill work.....	{ C..... { £	180,980	199,163	180,471	134,943	371,001	549,864	182,035	216,194	326,777	350,178
	{ U.S..... { £	462,938	802,836	565,277	690,139	671,435	1,549,703	762,652	766,336	764,858	512,211
Medicines, drugs and medicinal pre- parations.....	{ C..... { £	41,940	47,702	52,957	46,631	54,990	61,050	60,093	75,818	82,824	65,779
	{ U.S..... { £	45,679	32,252	47,007	48,169	51,343	38,800	42,011	54,317	78,342	52,951
Metals:—											
Iron, wrought and unwrought.....	{ C..... { Tons.	119,111	78,798	136,274	266,817	289,568	154,843	197,482	236,212	319,947	164,978
	{ U.S..... { £	954,438	863,988	1,067,428	1,874,506	1,987,885	1,155,787	1,513,333	1,857,079	2,481,168	1,427,848
	{ C..... { Tons.	133,685	131,084	150,943	672,730	425,561	146,288	292,879	410,134	534,214	149,742
	{ U.S..... { £	1,637,471	1,730,148	1,948,415	3,772,928	2,818,868	1,715,751	2,308,975	3,448,624	4,149,918	1,937,044
Copper, wrought and unwrought.....	{ C..... { Cwt.	9,405	4,756	9,100	8,460	9,880	5,260	3,300	4,220	10,720	3,280
	{ U.S..... { £	37,486	33,032	30,194	35,002	35,002	18,613	13,377	20,001	60,416	13,572
	{ C..... { Cwt.	165,478	58,951	30,176	27,500	22,580	3,519	23,240	5,790	59,680	3,580
	{ U.S..... { £	407,957	236,176	104,828	72,914	68,001	10,841	94,461	29,087	308,229	11,380
Lead, pig, sheet, piping and other manufactures.....	{ C..... { Tons.	2,941	1,343	2,323	1,863	2,396	3,206	4,297	4,840	5,043	3,955
	{ U.S..... { £	46,258	26,164	34,374	26,216	30,814	41,373	62,273	90,152	106,073	62,982
	{ C..... { Tons.	66	48	555	103	449	363	1,171	4,529	2,069	760
	{ U.S..... { £	1,136	1,733	7,453	1,134	5,308	4,500	16,911	91,377	59,921	10,162
Tin, unwrought.....	{ C..... { Cwt.	4,090	5,999	4,370	6,680	4,960	6,040	6,526	10,060	11,800	13,920
	{ U.S..... { £	25,322	40,862	27,033	40,491	31,461	38,096	59,279	90,143	106,583	92,072
	{ C..... { Cwt.	1,882	1,315	2,054	2,580	1,360	2,460	25,760	42,780	33,920	29,460
	{ U.S..... { £	11,340	8,604	12,731	15,599	8,738	15,601	172,065	385,223	317,300	199,344
Unenumerated, and manufactures thereof.....	{ C..... { £	12,659	22,622	20,687	22,071	19,635	19,915	20,328	38,563	40,828	20,312
	{ U.S..... { £	80,704	83,588	77,919	69,719	77,275	56,331	127,656	137,071	128,085	64,489
Oil:—Seed.....	{ C..... { Tons.	3,839	3,439	3,255	2,828	1,662	4,807	8,165	2,221	1,341	502
	{ U.S..... { £	74,575	87,997	67,857	37,937	81,907	136,971	45,480	31,363	11,873	11,873
	{ C..... { Tons.	469	1,377	1,521	2,288	1,589	1,945	2,547	2,886	2,902	3,084
	{ U.S..... { £	20,994	37,053	42,142	59,054	36,458	41,778	54,064	75,075	94,262	105,036

UNITED KINGDOM.

STATEMENT of the Quantities and Values of the Principal and Other Articles of Merchandise (Produce and Manufacture of the United Kingdom), Exported from the United Kingdom to Canada and the United States, respectively, during the Years ended December 31, 1899 to 1908, inclusive.—*Cont.*

Abbreviations: C., Canada; U.S., United States.

ARTICLES.	QUANTITIES AND VALUES.									
	1899.	1900.	1901.	1902.	1903.	1904.	1905.	1906.	1907.	1908.
Oilcloth.....	{ Sq.yds. £ C..... £ { U.S. { Sq.yds. £	1,500,000 67,166 1,251,100	1,188,200 69,808 1,493,300	1,207,700 77,045 2,852,100	1,793,700 107,848 3,248,700	1,987,900 110,489 2,658,500	2,433,200 127,586 3,863,200	3,569,200 158,684 5,975,100	3,773,500 180,347 6,553,700	2,353,800 118,184 4,341,500
Painters' colours and materials.....	{ £ C..... £ { U.S. { £	61,287 120,325	62,621 111,512	62,455 113,593	60,813 119,175	64,501 92,280	71,931 106,821	133,025 119,585	178,782 112,925	92,569 85,683
Paper of all sorts.....	{ Cwt. £ C..... £ { U.S. { Cwt. £	21,759 40,023 18,129 54,132	38,521 63,542 20,215 61,725	31,244 57,379 23,533 70,804	33,157 59,135 30,241 85,868	41,732 71,647 31,441 83,573	59,303 93,883 29,375 86,912	59,702 96,182 33,792 96,422	68,612 110,466 36,993 108,553	102,634 132,126 41,166 112,389
Pickles, vinegar, sauces, &c.....	{ £ C..... £ { U.S. { £	83,644 178,690	82,580 126,785	87,707 138,751	111,130 147,409	140,829 151,957	132,083 168,984	81,689 141,339	97,402 140,800	100,872 129,968
Rags and other materials for making paper.....	{ Tons. £ C..... £ { U.S. { Tons. £	5,329 11,518 39,052 228,695	1,900 10,670 34,865 233,490	1,634 7,057 29,441 223,030	1,359 8,465 31,693 222,082	2,820 17,890 42,899 241,012	3,359 17,451 42,857 253,716	3,173 17,154 51,353 318,409	3,707 27,422 60,371 457,319	7,804 45,012 68,489 285,457
Salt.....	{ Tons. £ C..... £ { U.S. { Tons. £	62,374 36,621 75,453 220,077	77,433 51,930 81,357 95,394	63,733 51,065 74,501 100,139	70,936 57,389 61,243 86,742	76,011 63,967 38,782 55,269	67,413 60,475 42,701 58,128	71,718 59,412 48,556 57,404	70,091 56,985 67,556 64,827	59,555 52,001 44,826 60,033
Silk, thrown twist or yarn.....	{ Lbs. £ C..... £ { U.S. { Lbs. £	7,900 2,030 935,600	4,500 2,658 759,400	2,400 1,151 266,706	5,600 2,662 263,500	13,222 5,073 351,546	16,813 5,171 269,077	13,276 5,221 462,381	19,403 7,934 385,948	12,568 5,836 359,460
Silk manufactures.....	{ £ C..... £ { U.S. { £	108,821 197,516	111,388 222,724	107,723 203,699	119,988 201,756	112,472 198,139	179,546 203,857	206,287 109,689	236,517 176,370	

9-10 EDWARD VII., A. 1910

UNITED KINGDOM.

STATEMENT of the Quantities and Values of the Principal and Other Articles of Merchandise (Foreign and Colonial Produce) Exported from the United Kingdom to Canada and the United States, respectively, during the Years ended December 31, 1899, to 1908, inclusive.

Abbreviations: C., Canada; U.S., United States.

Articles.	QUANTITIES AND VALUES.									
	1899.	1900.	1901.	1902.	1903.	1904.	1905.	1906.	1907.	1908.
Art, works of (other than pictures).....	{ C..... { U.S..	£ £	414 1,750	1,793 6,773	10,963 53,091	556 11,297	1,396 1,793	1,886 4,741	1,371 1,274	2,721 3,354
Bristles.....	{ C..... { U.S..	{ Lbs. { Lbs.	47,761 7,550 604,871	34,264 6,622 574,968	35,450 8,789 318,796	50,451 8,621 635,370	118,806 14,186 574,790	74,536 13,609 708,048	60,254 11,912 825,761	33,407 5,507 640,580
	{ C..... { U.S..	{ £ { £	112,652 83,394	131,606 83,394	133,973 83,394	136,254 112,274	142,449 112,274	142,449 112,274	152,787 118,437	118,437 118,437
Caoutchouc.....	{ C..... { U.S..	{ Cwt. { Cwt.	493 6,617	276 3,335	118 1,287	311 1,250	152 45	1,315 24,295	818 3,096	407 6,089
	{ C..... { U.S..	{ £ { £	134,911 1,513,653	134,987 1,126,256	96,731 791,853	108,964 888,720	101,664 1,304,593	126,969 1,956,185	111,778 1,280,512	115,667 1,853,309
Chemical manufactures and products.....	{ C..... { U.S..	{ £ { £	10,825 41,936	16,395 97,197	23,331 147,369	29,096 124,120	42,468 106,201	31,680 103,928	17,904 53,450	26,185 76,339
China and earthenware.....	{ C..... { U.S..	{ Cwt. { Cwt.	899 2,651	1,966 4,822	1,184 3,863	1,118 3,952	1,698 5,687	4,801 16,131	1,433 2,241	1,796 3,512
	{ C..... { U.S..	{ £ { £	72,157 122,613	56,385 133,633	67,263 223,996	69,837 222,538	49,068 240,452	18,397 77,737	23,188 98,760	22,077 101,806
Cocoa, raw.....	{ C..... { U.S..	{ Lbs. { Lbs.	107,344 3,650	108,050 4,536	46,859 1,686	62,324 2,658	102,214 3,706	154,151 5,184	424,585 14,349	255,464 9,336
	{ C..... { U.S..	{ £ { £	2,428,025 78,318	2,022,472 72,907	2,187,691 76,030	2,481,791 73,467	2,238,203 73,880	1,499,216 43,438	2,104,632 61,449	1,520,007 55,273
Coffee.....	{ C..... { U.S..	{ Cwt. { Cwt.	3,177 10,945	2,299 8,253	2,283 7,713	2,122 6,801	7,389 19,615	7,583 22,256	7,678 21,694	6,744 21,485
	{ C..... { U.S..	{ £ { £	38,012 117,807	18,673 57,212	44,625 130,879	15,975 47,831	24,775 59,498	13,351 35,648	7,119 18,076	8,103 22,704
Cotton, raw.....	{ C..... { U.S..	{ Cwt. { Cwt.	3,798 9,367	864 2,441	955 2,736	634 1,680	402 1,304	381 1,412	495 251
	{ C..... { U.S..	{ £ { £	507,703 1,323,080	494,473 1,490,381	527,205 1,838,515	630,667 2,082,418	582,896 1,889,970	488,616 1,353,691	943,849 3,726,316	561,009 2,410,076

SESSIONAL PAPER No. 10f

Cotton manufactures.....	(C..... { U.S... {	29,574 107,807	39,452 70,855	46,279 73,469	40,476 85,185	30,020 76,809	25,787 57,182	23,129 56,213	29,617 46,659	47,300 41,000	71,297 43,601
Drugs.....	(C..... { U.S... {	27,513 323,738	59,919 362,861	59,919 331,834	39,730 213,516	36,705 202,565	22,330 182,216	47,011 176,418	40,456 186,088	25,072 327,041	16,411 181,292
Dyeing and tanning stuffs—	(C..... { Cwt. { { £ { { U.S... {	17,177 247,587	6,092 104,634	15,326 231,409	4,288 71,532	5,253 77,336	4,612 61,951	1,491 19,131	1,460 21,021	1,369 27,845	808 10,715
Embroidery and needlework.....	(C..... { U.S... {	34,440 16,565	49,430 25,868	58,697 11,475	63,169 7,373	43,318 13,732	24,650 5,857	21,253 854	18,808 2,173	52,546 1,659	92,586 2,411
Feathers, ornamental.....	(C..... { £ { { U.S... {	5,635 1,539 104,342 225,309	2,707 987 106,183 184,519	1,158 722 147,262 323,516	5,438 2,491 130,161 302,616	9,452 2,491 168,796 422,768	10,097 3,617 142,853 365,907	15,788 6,450 122,828 268,615	10,466 4,674 133,151 376,057	22,571 6,037 124,376 434,638	37,939 10,383 173,700 565,405
Fish, cured or salted.....	(C..... { Cwt. { { £ { { U.S... {	2,737 3,393 63,836 86,738	2,311 8,134 64,439 68,317	2,654 10,972 60,823 75,015	2,685 9,398 57,256 74,491	2,426 8,378 64,912 96,699	2,705 11,183 57,935 86,182	5,934 13,363 70,918 99,096	5,088 14,297 60,359 93,219	3,423 10,984 81,367 156,390	4,195 44,732 69,639 127,563
Flax, dressed or undressed, and tow.....	(C..... { Tons. { { £ { { U.S... {	2,489 78,544	2,197 69,847	3,131 111,388	4,977 149,530	3,799 1,47,833	2,639 128,731	1,724 78,369	2,636 127,899	1,777 84,713	2,301 101,425
Flowers, artificial.....	(C..... { U.S... {	4,515 45,455	2,781 78,722	4,277 98,693	4,932 84,270	3,489 87,932	5,724 56,763	4,312 39,259	9,821 22,049	16,248 24,437	29,194 29,754
Fruits:—											
Currants, dried.....	(C..... { £ { { U.S... {	1,162 1,052 216	499 746 8,076	1,101 1,745 8,548	241 269 151	116 91 459	67 61 42	50 39	121 123 20,127	492 749 2,151	96 119 3,956
Figs.....	(C..... { £ { { U.S... {	1,461 1,561 5,083 5,659	1,836 1,064 10,397 15,062	287 250 7,107 9,900	397 250 6,761 9,519	456 378 4,975 9,412	312 174 3,021 4,499	326 181 2,276 3,266	516 281 5,763 5,627	977 716 2,451 2,789	183 184 2,745 3,147
Grapes, raw.....	(C..... { £ { { U.S... { 5,897 31,654	5,148 6,526 65,561 38,455	5,699 6,273 65,561 68,197	6,624 7,612 108,513 105,073	6,263 6,943 46,088 44,155	8,197 12,835 43,213 38,562	11,909 12,835 32,938 29,010	12,847 15,950 33,888 39,559	14,866 15,950 30,818 26,949	18,990 21,486 14,891 15,568

SESSIONAL PAPER No. 10f

Lace.....	{ C..... } £	40,289	44,816	58,291	69,671	48,061	50,590	81,839	82,956
	{ U. S..... } £	567,288	793,985	844,756	774,864	1,121,433	1,716,817	1,731,593	1,237,962
Leather.....	{ Lbs..... } £	26,880	54,541	26,636	33,040	78,054	321,104	847,501	440,832
	{ C..... } £	3,103	4,325	2,774	3,114	6,490	18,688	37,541	23,008
	{ U. S..... } £	6,105,792	4,578,112	3,973,984	5,289,874	5,671,248	6,972,784	5,801,600	3,429,668
	{ C..... } £	409,973	378,992	332,056	439,263	455,068	593,167	557,069	362,769
Leather, manufactures of.....	{ C..... } £	11,489	12,247	10,710	12,882	8,867	7,178	14,943	15,339
	{ U. S..... } £	48,736	34,900	30,081	21,733	37,291	43,625	49,946	36,887
Liquorice.....	{ Cwt..... } £	2,770	714	163	182	1,376	1,764	4,023	7,184
	{ U. S..... } £	8,189	4,977	339	435	2,957	4,219	8,559	13,200
	{ Cwt..... } £	168	168	272	541	9,149	67	21
	{ U. S..... } £	320	455	562	677	13,761	125	25
Metals:—									
Copper, unwrought, part wrought, and old copper.....	{ Tons..... } £	20	34	35
	{ C..... } £	1,460	1,370	2,003
	{ U. S..... } £	14,645	10,850	5,478	4,664	9,747	3,152	8,691	14,975
	{ Tons..... } £	1,127,922	963,857	1,306,519	273,050	637,321	273,335	810,878	900,271
Iron, bar, &c.....	{ C..... } £	591	1,061	134	631	922	517	721	139
	{ U. S..... } £	5,492	9,021	1,213	5,405	1,770	4,830	5,744	1,174
	{ Tons..... } £	8,072	1,578	1,489	345	986	1,025	1,168	221
	{ U. S..... } £	83,832	13,535	11,241	3,383	7,936	8,921	10,080	1,912
Iron and steel manufactures, manu- merated.....	{ Cwt..... } £	5,497	16,609	37,496	13,200	16,690	20	320	1,240
	{ U. S..... } £	5,262	17,413	13,560	5,575	5,143	198	687	2,269
	{ Cwt..... } £	54,825	85,169	62,651	31,180	12,010	8,900	9,890	3,720
	{ U. S..... } £	40,851	53,129	47,635	16,064	14,908	13,084	13,519	5,271
Tin in blocks, ingots, bars or slabs.....	{ Cwt..... } £	100	1,100	1,545	1,080	960	860	1,700
	{ U. S..... } £	430	6,974	9,297	6,765	6,152	7,534	14,881
	{ Cwt..... } £	294,488	293,685	319,351	366,820	435,840	514,380	462,500	510,960
	{ U. S..... } £	1,391,722	1,947,689	2,161,461	2,214,883	2,753,357	3,076,718	3,573,635	3,413,638
Oil, castor.....	{ Cwt..... } £	1,244	1,787	1,001	1,107	1,506	890	381	167
	{ U. S..... } £	1,762	2,653	1,700	1,563	1,720	965	482	232
	{ Cwt..... } £	109	56	104	10	18	26	472
	{ U. S..... } £	192	122	203	21	29
Oil, coconut.....	{ Cwt..... } £	9,311	1,259	32,709	26,664	11,542	20,877
	{ U. S..... } £	73,727	106,995	119,590	11,097	68,045	41,549	20,433	28,906
	{ Cwt..... } £	91,116	132,377	176,800	201,671	217,409	194,699	231,965	143,962
Painters' colours.....	{ C..... } £	6,051	3,278	1,938	1,547	5,706	722	2,100	800
	{ U. S..... } £	4,288	3,617	3,529	5,678	2,796	5,002	3,317	1,648

SESSIONAL PAPER No. 10F

Straw plaiting, for making hats or bonnets.....	C..... U.S.....	Lbs. £	29,815	44,474	31,063	22,215	21,203	26,107	41,115	51,583	25,864	34,223
			2,627	5,192	2,497	2,802	2,430	4,196	4,250,912	58,842	4,962,314	7,416
Sugar, refined and unrefined.....	C..... U.S.....	Cwt. £	916,957	38,016	5,654	375	255	41	898	2,764	87	47
			83,692	22,144	3,292	213	154	32	8,157	118	1,677	65
Tea.....	C..... U.S.....	Lbs. £	132,875	190,670	11,411	2,453	118	8,419	63	19	2	288,417
			79,113	112,994	6,029	1,271	81	4,819	55	12	181,555	2
Wine.....	C..... U.S.....	Galls. £	4,153,162	3,543,198	3,642,259	4,966,478	3,765,293	3,061,189	3,548,195	4,615,040	4,562,344	5,109,586
			164,910	140,446	133,809	177,858	150,136	126,169	144,801	169,336	163,836	195,108
Wood—Furniture, veneers and hard-woods.....	C..... U.S.....	Tons. £	2,437,157	2,413,830	2,257,308	2,674,904	1,795,582	1,439,600	1,824,300	916,500	1,287,000	1,243,923
			84,352	96,821	67,460	65,087	61,300	54,619	54,619	63,967,800	39,827	52,815
Wool, sheep's or lamb's.....	C..... U.S.....	Lbs. £	42,278,335	47,331,311	47,378,539	51,882,574	49,839,073	60,454,200	78,753,700	63,967,800	69,889,154	57,474,119
			1,173,448	1,510,018	1,378,537	1,505,255	1,660,673	2,239,708	3,323,273	2,876,680	3,697,066	2,212,108
Woollen manufactures.....	C..... U.S.....	£	112,637	119,399	121,764	147,893	133,497	116,135	117,143	132,652	187,884	194,974
			252,848	281,521	338,785	259,970	199,757	122,897	165,248	103,251	103,251	103,251
Total value principal and other articles, Foreign and Colonial merchandise.....	C..... U.S.....	£	1,353,791	1,433,532	1,465,054	1,650,621	1,631,567	1,624,121	1,857,835	1,788,427	2,119,449	1,968,487
			16,856,092	17,563,124	19,257,297	19,320,160	19,000,075	19,074,894	23,366,170	25,475,420	27,133,476	21,293,283
Recapitulation:—Totals, Produce and Manufacture of the United Kingdom.....	C..... U.S.....	£	6,969,335	7,005,257	7,785,472	10,345,256	11,112,557	10,624,221	11,909,244	13,688,833	17,101,524	12,243,960
			18,119,380	19,780,831	18,393,883	23,764,915	22,663,131	20,197,579	23,916,918	27,764,905	30,919,098	21,303,565
Totals, Foreign and Colonial Mer- chandise.....	C..... U.S.....	£	1,353,791	1,433,532	1,465,054	1,650,621	1,631,567	1,624,121	1,857,835	1,788,427	2,119,449	1,968,487
			16,856,092	17,563,124	19,257,297	19,320,160	19,000,075	19,074,894	23,366,170	25,475,420	27,133,476	21,293,283
Totals, British and Foreign ports.....	C..... U.S.....	£	8,323,326	9,058,789	9,250,526	11,995,877	12,744,114	12,248,342	13,707,079	15,477,260	19,220,973	14,212,447
			34,973,472	37,343,955	37,651,150	43,081,073	41,603,206	39,272,433	47,282,088	53,240,325	58,052,574	42,506,848

* Included with 'Spices, all other sorts.'

UNITED KINGDOM.

STATEMENT of the Quantities and Values of the Principal and Other Articles of Merchandise (Foreign and Colonial Produce) Exported from the United Kingdom to Canada and the United States, respectively, during the Years ended December 31, 1899 to 1908, inclusive.—*Cont.*

Abbreviations: C, Canada; U.S., United States.

ARTICLES.	QUANTITIES AND VALUES.									
	1899.	1900.	1901.	1902.	1903.	1904.	1905.	1906.	1907.	1908.
Aggregate Trade:—										
Imports.....	£ 20,205,740	£ 21,761,021	£ 19,851,585	£ 22,961,557	£ 26,669,855	£ 22,621,164	£ 25,095,898	£ 30,518,291	£ 28,029,461	£ 26,287,668
(U.S.....)	£ 120,081,188	£ 138,789,261	£ 141,015,465	£ 126,961,601	£ 122,112,652	£ 119,227,802	£ 115,573,051	£ 131,401,540	£ 133,683,631	£ 124,160,382
Exports.....	£ 8,323,326	£ 9,058,789	£ 9,250,526	£ 11,985,877	£ 12,744,144	£ 12,248,342	£ 13,707,079	£ 15,477,260	£ 19,290,973	£ 14,212,447
(U.S.....)	£ 34,975,472	£ 37,343,455	£ 37,651,150	£ 43,081,073	£ 41,605,206	£ 39,272,433	£ 47,282,088	£ 53,240,325	£ 58,032,574	£ 42,506,848
Grand totals.....	£ 28,529,066	£ 30,822,810	£ 29,105,111	£ 34,960,111	£ 39,413,999	£ 31,869,506	£ 39,462,977	£ 45,795,551	£ 47,290,434	£ 40,500,115
(U.S.....)	£ 153,056,660	£ 176,133,216	£ 178,666,615	£ 170,042,674	£ 163,717,858	£ 158,500,235	£ 162,855,139	£ 184,341,865	£ 191,736,205	£ 166,667,430

SESSIONAL PAPER No. 10f

AUSTRALIAN COMMONWEALTH.

VALUE of the Total Imports and Exports from and to each Principal Country during the Years ended December 31, 1904 to 1908, inclusive. (Including Coin and Bullion.)

IMPORTS.				EXPORTS.											
				COUNTRIES.											
				<i>British Empire.</i>											
1904.	1905.	1906.	1907.	1908.	1904.		1905.		1906.		1907.		1908.		
£	£	£	£	£	£	£	£	£	£	£	£	£	£	£	
109,314,356	112,296,956	129,335,720	155,278,012	145,663,309	United Kingdom	134,149,666	129,951,631	139,889,705	165,347,818	143,448,932					
.....	88,082	British North Borneo	20	136	34					
185,882	184,919	279,488	267,448	444,686	Burma	23,258	43,025	22,435	26,995	66,041					
1,080,712	1,123,361	1,478,255	1,879,351	1,562,300	Canada	142,846	140,069	(6)3,565,748	606,864	385,124					
.....	75,930	690,300	Cape Colony	6,832,965	8,530,594	5,741,839	6,296,717	1,043,853					
3,108,594	3,375,598	3,133,676	3,530,494	3,327,890	Ceylon	34,732,134	18,948,056	17,556,739	19,283,777	7,849,397					
.....	51,100	Christmas Island	29,473	18,250	939	813					
280,004	211,242	278,281	476,943	929,548	Fiji	1,134,382	1,292,009	1,501,804	1,551,430	1,536,528					
1,846,023	1,348,251	1,120,847	1,269,188	1,265,429	Hong Kong	2,899,469	3,876,489	3,533,657	4,185,070	3,682,991					
4,595,228	6,382,277	8,290,882	9,483,021	7,933,853	India	16,369,214	14,284,124	17,133,965	12,139,481	8,822,817					
.....	2,284	Malta	141,717	104,030	832	68,318					
241,912	281,731	319,901	212,561	190,705	Mauritius	293,752	230,178	394,468	115,233	184,880					
.....	35,546	239,937	Natal	3,319,110	4,867,614	3,299,809	3,742,223	3,981,892					
396,492	263,160	311,822	315,812	263,837	New Guinea (Papua)	237,397	216,713	236,248	258,916	271,624					
9,036,139	11,356,444	15,361,580	12,581,618	11,079,438	New Zealand	7,272,752	7,764,124	11,639,933	12,483,102	10,988,636					
4,876	6,029	4,526	4,448	10,804	Norfolk Island	38,515	35,935	30,889	37,950	33,142					
213,121	403,526	755,584	773,026	1,286,109	Ocean Island	82,544	171,221	186,919	182,636	220,450					
826,282	1,081,743	1,254,229	1,494,697	1,817,433	Straits Settlements	728,336	926,102	2,344,648	2,722,423	2,892,767					
.....	71,827	Transvaal	3,640	3,616	6,843	8,886					
169,020	87,494	89,825	53,305	Other British Possessions	22,065	54,180	100,791	56,378	25,867					
131,334,650	138,499,819	162,116,925	187,891,668	176,705,352	Totals, British Possessions	208,344,475	190,878,983	227,297,477	229,211,493	188,473,064					
.....	4,429	<i>Foreign Countries.</i>										
146	1,236	3,523	146	740	Alaska	18,332					
668	190	42,963	67,783	82,476	Argentine Republic	125,516	178,816	255,359	87,064	330,860					
24,494	55,151	42,963	4,868,501	4,721,577	Australia	4,001	6,630	53,781	51,134	85,011					
3,134,006	2,686,322	4,126,817	109,919	109,919	Belgium	10,781,642	15,635,963	23,380,771	27,818,292	18,028,318					
30,125	6,730	29	101,971	138,418	Borneo	1,231,432	1,289,725	3,172,423	2,490	5,377					
50,846	70,547	175,701	395,533	337,562	Chile	1,007,711	2,268,411	1,083,245	2,677,285	2,161,552					
370,397	337,498	283,912	China	2,029,680					

AUSTRALIAN COMMONWEALTH.

VALUE of the Total Imports and Exports from and to each Principal Country during the Years ended December 31, 1904 to 1908, inclusive. (*Including Coin and Bullion*).—Concluded.

IMPORTS.				EXPORTS.					
COUNTRIES.				COUNTRIES.					
1904.	1905.	1906.	1907.	1908.	1904.	1905.	1906.	1907.	1908.
£	£	£	£	£	£	£	£	£	£
40,887	24,285	37,828	1,903	1,990	2,983	380	3,752	35,215	5,610
64,502	39,342	59,218	42,389	13,631	39,649	28,631	34,105	19,841	96,428
1,638,806	2,486,623	2,251,427	2,367,877	88,272	147,368	204,024	316,903	350,351	2,302,760
12,923,162	12,864,615	13,596,968	17,282,774	17,077,717	18,576,713	28,046,133	27,024,868	39,638,369	25,074,346
160,600	196,058	283,668	290,248	211,067	18,206,346	18,922,427	18,133,073	25,016,516	44,808,500
1,314	4,935	6,429	10,113	14,615	447,928	793,631	29,141	29,141	11,037
863,160	721,167	901,535	1,193,988	1,122,112	177,157	262,279	231,060	329,400	375,439
2,049,612	1,809,235	2,066,304	2,634,238	2,464,440	660,382	947,720	872,097	913,089	1,649,026
1,327,665	1,280,902	1,422,706	1,081,519	1,546,013	2,828,575	5,889,338	5,889,338	3,437,225	6,170,753
258	29	1,538	1,081,519	2,098	637,329	828,491	1,022,491	1,337,895	1,267,007
7,416	1,460	49	24	2,098	49,392	53,261	32,884	39,873	47,742
375,750	643,991	737,971	638,760	491	38,631	55,986	108,342	186,783	123,501
29,351	21,876	17,627	32,913	5,420	64,405	97,761	173,030	126,070	158,818
144,890	99,121	46,482	24,431	414	1,060,309	1,630,860	1,623,885	1,617,076	1,233,146
1,686,753	1,262,366	1,495,439	1,624,513	1,531,467	97,299	128,923	138,101	162,965	180,270
240,662	353,774	437,221	465,166	406,858	779	3,377	29,414	25,720	8,900
141,162	43,523	97,478	83,930	132,690	692,560	660,684	594,921	559,988	529,299
142,913	64,394	16,088	51,295	430,694	34	151	151	107,110	5,297
369,297	515,530	721,829	820,277	704,634	474,957	1,165,903	1,248,966	1,998,772	464,377
63,497	76,592	104,961	69,574	59,088	1,446,835	1,963,702	2,123,760	2,776,570	2,942,332
150,370	1,000,370	2,292	1,907,393	84,388	577,483	635,427	763,814	895,457	855,433
380,031	299,160	254,556	724,977	1,095,521	12,687	675,527	741,548	12,215	102
48,122	111,086	131,814	187,571	187,357	5,066	11,793	28,631	34,081	37,001
					4,702	8,341	73,511	6,258	9,864
					2,400	1,961	20,435	17,423	6,613

Foreign Countries—Concluded.
 Cochin China.....
 Cuba.....
 Ecuador.....
 Egypt.....
 France.....
 Germany.....
 Greece.....
 Hawaii.....
 Italy.....
 Japan.....
 Java.....
 Kaiser Wilhelm's Land.....
 Marshall Islands.....
 Mexico.....
 Netherlands (Holland).....
 New Pommern.....
 New Guinea (Dutch).....
 New Caledonia.....
 Norway.....
 Peru.....
 Philippines.....
 Portugal.....
 Russia.....
 South Sea Islands, including New Hebrides.....
 Spain.....
 Sumatra.....
 Sweden.....
 Switzerland.....

SESSIONAL PAPER No. 10f

35,049	18,406	42,062	33,103	54,738	Turkey	1,095	11,706,284	263
22,347,465	21,831,796	22,549,958	28,562,948	29,393,465	United States	5,108,891	11,657,934	11,657,934
79,048	243,971	193,511	70,816	143,387	Other Foreign Countries	1,172,749	1,266,391	2,081,519
48,833,447	48,120,939	55,566,670	64,215,626	65,590,397	Totals, Foreign Countries	85,747,387	125,199,842	124,507,417
131,334,650	138,499,819	162,116,925	187,891,668	176,765,352	Totals, British Empire	190,878,983	229,211,493	188,473,064
180,168,097	186,620,758	217,683,595	252,137,294	242,295,749	Grand totals	279,780,851	354,411,335	312,980,481

^a Includes \$ 3,212,000 of coin and bullion.

^b " " 11,575,691 " "

9-10 EDWARD VII., A. 1910

AUSTRALIAN COMMONWEALTH.

Total Quantities and Values of the Principal Articles of Merchandise Imported during the Years ended December 31, 1901 to 1908, inclusive.

ARTICLES.	1904.		1905.		1906.		1907.		1908.	
	Quantity.	Value.	Quantity.	Value.	Quantity.	Value.	Quantity.	Value.	Quantity.	Value.
Acids.....		289,712		288,866		306,824		279,936		408,362
Alc and beer.....	2,242,147	1,723,408	2,241,404	1,708,828	2,107,331	1,871,306	2,591,121	1,998,662	2,592,140	2,008,886
Alkalis (soda).....	225,114	438,083	270,739	523,030	321,490	693,475	308,218	574,705		519,290
Animals, living.....		329,789		419,136		578,680		538,630		522,326
Apparel and textiles										
Coses, cushions, &c.		1,621,719		1,516,268		1,720,785		2,083,726		1,635,901
Gloves.....		979,782		1,043,653		1,132,371		1,373,446		1,242,733
Prep. goods										
Cotton and linen		13,220,689		13,644,897		16,106,808		17,649,736		15,958,315
Silk.....		3,348,115		3,557,251		3,429,559		4,398,727		4,073,580
Velvets, velveteens		2,805,336		2,811,395		2,807,115		4,136,058		4,748,645
Woolen		8,569,882		8,968,998		9,436,827		11,148,784		9,444,909
Socks and stockings		1,301,996		2,655,129		2,248,828		2,534,263		2,635,275
Sewing cottons, silks, &c.		1,338,747		1,316,660		1,382,065		1,700,594		1,713,431
Arms, ammunition and explosives		3,625,934		3,363,017		3,853,617		3,218,103		3,308,247
Articles for the Commonwealth.		963,347		1,219,796		1,172,468		635,372		999,798
Bags and sacks		2,476,977		4,181,298		5,480,160		5,417,558		4,809,071
Blanking and dressing		296,305		274,343		310,740		406,868		262,473
Blankets and blanketing		280,304		281,775		260,396		264,192		303,339
Books and periodicals		2,211,360		2,167,658		2,293,076		2,267,825		2,301,281
Boots and shoes		1,524,291		1,296,353		1,407,036		1,468,448		1,347,210
Minor articles for.....		247,707		246,900		259,765		285,381		271,876
Brushware.....		606,226		649,783		709,306		808,591		514,514
Candles.....	3,441,755	346,278	3,211,661	268,347	1,867,375	180,062	1,785,507	179,648	483,113	1,661,640
Canvas, duck and hessians		926,404		953,924		1,190,688		1,805,757		1,661,640
Carpets and carpeting		657,433		602,104		603,865		728,102		595,626
Cotton.....		277,380		315,510		349,286		248,288		439,367
Cwt.....	561,237		700,245		793,928		513,326		915,033	
China-ware, earthenware, &c.		1,129,813		1,085,091		1,236,425		1,711,514		1,644,359
Clocks and watches		767,240		680,632		782,278		1,079,311		883,270
Cocoa and chocolate.....		849,545		998,284		1,166,428		1,430,955		890,931
Coffee, including chicory.....		2,923,265		3,506,127		4,053,870		4,620,320		2,989,630
		1,694,643		2,084,357		314,571		2,452,496		1,711,114

SEASONAL PAPER No. 10f

Confectionery, including licor-ice	Lbs.	3,192,923	557,146	3,019,189	536,832	3,792,721	639,093	4,141,911	799,761	4,647,232	1,109,283
Cordage and twines											
Metal											
Cwt.		34,667	293,378	36,532	394,745	46,782	429,687	51,132	478,627	59,286	515,539
Other, N. E. S.			946,138		655,102		699,135		1,099,833		1,368,234
Cork and mfrs. of			243,237		281,060		327,560		413,807		423,414
Cutlery			615,945		618,032		682,632		808,440		830,409
Drugs, dyes, chemicals and medicines			4,190,034		4,570,058		4,946,339		5,684,769		5,425,588
Electrical materials			924,974		1,001,290		1,258,126		1,653,453		1,793,113
Rauay goods			1,288,158		1,297,398		1,364,523		1,636,329		1,666,322
Fibre Glass, hemp, &c.	Cwt.	96,970	748,562	91,193	678,914	101,770	87,447	130,860	1,028,355	127,056	843,821
Fish Preserved in tins.	Lbs.	13,635,233	1,332,085	15,366,912	1,539,176	17,159,249	1,656,540	14,286,228	1,539,423	16,241,930	1,951,410
Other, N. E. S.			127,697		139,084		149,129		363,768		726,121
Floor cloths			1,524,970		1,469,377		1,536,817		2,009,475		1,958,006
Fruits and vegetables											
Dried fruits	Lbs.	14,267,310	521,305	17,285,240	633,000	15,659,620	670,296	13,250,392	655,715	10,353,443	484,321
Fresh	"		451,533		138,916		462,254		162,466		523,371
Other, N. E. S.			123,418		137,006		173,545		147,131		216,980
Furniture			1,069,074		1,065,815		1,189,194		1,418,989		1,410,429
Glass and glassware			1,361,455		1,298,430		1,499,167		1,878,246		1,790,997
Gold Ore and concentrates	Cwt.	24,751	68,318	21,317	103,723	27,616	93,128	39,976	136,539	14,035	12,831
Grain and pulse											
Barley	Onds.	123,453	189,858	62,125	95,736	105,293	167,741	116,077	261,836	226,231	521,316
Maize	"	19,654	14,688	5,180	9,351	13,847	15,783	17,543	26,966	152,165	239,882
Oats	"	74,261	77,482	156,960	221,239	86,432	133,566	8,778	13,870	560,748	1,063,910
Wheat	"	371	857	155	175	117	745	1,266	2,965	85	170
Other, unprepared			37,979		46,087		86,948		17,547		78,114
Flour	Onds.	23,279	56,516	22,228	53,431	17,328	43,041	7,473	18,371	3,561	3,923
Malt	"	75,800	280,179	68,285	259,155	68,973	271,141	61,366	231,875	84,344	327,132
Rice	"	500,185	1,251,210	512,323	1,113,280	543,720	1,209,868	582,161	1,296,440	592,139	1,347,151
Other, prepared			232,787		186,690		197,528		252,879		139,133
Hats and caps			2,682,329		2,210,557		2,453,739		2,691,290		2,610,836
Hops	Lbs.	913,830	266,499	1,279,352	365,446	1,412,369	296,365	1,020,898	241,868	973,814	290,740
Implement and machinery											
Agricultural			2,814,690		4,759,063		1,374,350		1,955,925		1,834,962
India-rubber and mfrs. of			1,161,369		1,391,224		1,792,263		2,031,721		2,122,153
Instruments Musical			4,408,481		1,365,896		1,643,259		2,038,025		1,612,273
Scientific			696,780		886,614		1,244,478		1,680,866		1,667,169
Iron and steel											
Bar, rod, girders, plate and sheet, &c.	Cwt.	1,399,783	2,633,505	1,482,331	2,847,102	1,873,851	3,916,332	2,261,694	5,290,286	2,376,015	4,817,411
Galvanized	"										
Plate and sheet	"		4,316,652		1,112,467		1,392,128		1,502,739		1,253,621
Pig and scrap	"		696,911		940,757		981,507		1,276,566		829,834
Stamps and jellies	Lbs.	384,159	35,380	317,182	41,115	379,129	40,281	297,634	33,907	280,325	33,570
Jewellery and precious stones			2,174,791		2,059,539		2,542,600		2,809,639		2,127,367
Lamps and lampware			392,998		114,579		192,940		739,523		362,911
Leather			2,025,482		1,759,631		2,507,658		2,606,491		2,152,151

9-10 EDWARD VII., A. 1910

AUSTRALIAN COMMONWEALTH.

TOTAL Quantities and Values of the Principal Articles of Merchandise Imported, &c.—*Concluded.*

ARTICLES.	1904.		1905.		1906.		1907.		1908.	
	Quantity.	Value.	Quantity.	Value.	Quantity.	Value.	Quantity.	Value.	Quantity.	Value.
Machines and machinery, including machine tools.		\$		\$		\$		\$		\$
Machines.	1,710,028	8,494,649	2,179,545	8,447,847	2,684,512	9,822,354	2,439,257	13,433,027	2,798,016	12,591,884
Cwt.		1,396,850		1,579,505		1,898,010		1,781,677		9,106,556
Matches and vestas.		616,349		780,924		635,124		759,536		882,491
Metals, mfrs. of		1,100,046		1,258,900		1,717,002		2,338,950		2,357,481
Pipes and tubes.		2,551,943		3,851,753		5,636,638		6,375,752		5,851,473
Wire and wire netting.		959,969		956,158		921,338		829,659		876,944
Lbs.	11,196,496		10,943,788		10,072,265		9,279,091		9,146,306	
Oils	14,791,319	2,092,506	16,416,734	2,138,607	15,473,570	1,957,208	19,273,955	2,433,094	16,637,877	2,294,745
Kerosene.	1,142,912	526,316	883,173	390,477	1,032,118	512,504	950,281	534,758	1,230,027	636,414
Lime-seed.		1,435,360		1,391,205		1,675,136		2,139,231		2,150,526
Other.	35,236	251,388	48,769	352,833	2,319	12,011	13,967	13,967	11,358	11,358
Paints and colours.		1,265,211		1,427,763		1,425,005		1,778,591		1,745,533
Paper		2,297,331		2,312,786		2,129,522		2,477,113		3,124,137
Printing.		2,384,151		2,407,248		2,709,911		3,285,550		3,835,632
Other.		238,240		205,422		218,718		240,388		273,591
Paper hanging.		160,113		139,593		174,888		204,561		218,290
Photographic goods.		384,340		462,391		480,827		500,411		524,140
Pickles, sauces, &c.		372,504		376,032		429,503		501,757		789,101
Pipes, smoking.		702,163		748,299		832,234		1,043,856		838,984
Plated-ware.		39,838		15,481		10,731		4,774		5,411
Potatoes.	52,032		8,554		5,904		2,993		2,577	
Provisions—										
Butter.	43,873	7,961	592,201	124,143	70,143	15,247	20,885	4,429	40,874	11,524
Cheese.	375,642	60,099	384,718	60,804	304,951	56,127	299,711	60,206	566,808	99,440
Eggs.	249,379	21,593	84,517	9,456	83,925	10,629	60,114	8,716	31,247	4,166
Lard.	89,652	8,448	45,702	4,497	64,561	6,297	36,625	4,770	37,380	37,380
Meats.		472,718		324,178		346,355		290,963		321,886
Railway materials.		895,641		1,002,976		1,636,783		3,000,737		3,858,916
Rugs and rugging.		198,710		239,963		208,844		340,418		314,371
Salt.	355,599	197,455	492,727	138,169	326,012	88,262	409,852	105,660	390,535	106,098
Seeds.		441,816		498,264		578,067		442,643		604,055
Skins—Hides.	62,401	349,037	99,066	528,700	149,502	867,537	183,678	1,073,469	183,362	994,542
No.		391,674		2,152,157		386,812		503,164		375,487
Lbs.	1,880,677		2,152,157		2,038,003		2,303,313		1,965,668	

SESSIONAL PAPER No. 10f

Spices.....	Lbs.	2,172,381	298,268	2,401,066	287,196	2,451,940	325,921	2,869,246	346,365	277,357
Spirits and wines—										
Brandy.....	Galls.	268,306	631,036	258,501	642,930	282,858	698,668	243,355	717,507	270,436
Gin.....	"	440,739	529,007	471,371	586,818	459,400	573,060	477,014	587,880	573,014
Whiskey.....	"	1,400,599	2,037,515	1,614,491	2,499,097	1,623,032	2,381,467	1,827,312	2,822,905	1,858,097
Other spirits.....	"	242,757	607,189	279,702	624,737	368,413	708,192	501,045	805,088	403,006
Wines.....	"	471,434	1,140,119	113,291	486,589	115,304	516,514	116,531	586,005	124,184
Stationery.....	"	109,720	382,651	1,137,189	1,533,735	1,652,725	1,419,334
Stone.....	"	293,315	315,131	468,222	418,601
Sugar, molasses, &c.										
Sugar, produce of cane.....	Cwt.	760,702	2,020,250	498,070	1,343,965	839,519	2,140,924	123,351	375,983	391,048
Other, N. E. S.....	"	51,190	116,771	51,579	122,164	57,350	166,595	64,231	183,338	33,199
Tea.....	Lbs.	28,688,974	4,231,313	28,363,803	4,078,417	29,478,614	4,289,090	35,174,152	5,609,457	4,734,079
Dressed.....	Sup. ft.	54,456,327	1,923,068	38,151,816	1,288,903	48,200,222	1,515,275	62,431,784	1,832,811	1,467,412
Undressed.....	"	194,208,236	4,265,531	163,976,501	3,651,392	201,368,404	4,639,744	220,031,028	5,734,002	7,132,513
Doors.....	No.	29,876	60,415	8,790	15,559	3,343	6,682	975	2,132	386
Other.....	"	322,811	822,551	262,551	398,318	385,835	619,195
Tin plates (plain).....	Boxes.	256,978	836,294	288,596	1,046,387	323,533	1,257,451	271,513	1,210,724	1,385,262
Tobacco and mfrs. of—										
Cigars.....	Lbs.	251,189	471,950	280,614	529,153	346,437	648,284	301,933	531,009	797,047
Cigarettes.....	"	168,993	263,233	202,778	313,335	160,811	270,338	149,476	239,761	181,862
Manufactured, other, in- cluding snuff.....	"	2,182,002	758,859	2,054,589	773,352	1,932,978	715,147	2,191,901	803,151	538,779
Unmanufactured.....	"	6,629,793	1,144,577	5,371,534	988,473	7,538,329	1,387,516	10,169,916	2,074,908	2,270,105
Tools of trade.....	"	1,327,965	1,351,117	1,609,979	2,326,865	2,617,371
Varnishes.....	Galls.	156,048	292,988	147,628	278,514	155,815	301,865	201,890	385,464	351,777
Vehicles.....	"	2,219,857	1,933,331	2,235,372	3,380,338	3,444,991
Wicker wood, &c., manufactures. All other articles.....	"	586,954	645,242	608,114	857,096	1,083,023
Totals (mdse).....	"	24,363,593	26,092,438	31,016,464	37,576,730	29,635,348
Coin and bullion.....			174,369,370	179,075,989	206,339,800	243,210,855	236,502,703
Total imports.....		5,858,727	7,544,769	11,343,795	8,926,439	5,793,046
Total exports.....		180,168,097	186,620,768	217,683,595	252,137,294	242,295,749

AUSTRALIAN COMMONWEALTH.

Total Quantities and Values of the Principal Articles of Merchandise Exported (Home Produce) during the Years ended December 31, 1904 to 1908, inclusive.

ARTICLES.	1904.			1905.			1906.			1907.			1908.		
	Quantity.	Value.	%	Quantity.	Value.	%	Quantity.	Value.	%	Quantity.	Value.	%	Quantity.	Value.	%
		£			£			£			£			£	
Animals, living															
Horses	13,097	1,089,111		20,797	1,790,905		10,761	1,210,274		12,591	1,331,922		9,065	1,000,513	
Other, N.E.S.		105,430			212,001			292,955			262,907			193,007	
Apparel and textiles		79,618			78,080			101,711			136,002			157,917	
Bark for tanning	251,986	157,111		510,278	923,292		131,806	790,005		358,167	611,061		257,591	492,044	
Biscuits	2,458,731	152,900		2,715,146	178,378		3,123,091	229,684		4,090,939	252,475		4,033,156	258,339	
Bones, hoofs and horns	24,251	127,628		31,068	113,153			157,875			151,651			111,211	
Books and periodicals		86,802		95,907	104,157			104,157			115,262			182,865	
Coal	1,611,332	3,827,585		2,025,778	4,193,568		2,061,801	4,350,810		2,647,557	6,322,652		2,560,812	6,561,773	
Copper, bars, strips, &c.															
Copper and copper matte	511,309	75,45,771		623,890	10,139,816		747,135	14,611,638		851,323	16,796,356		733,195	10,393,059	
Copper ore	90,098	489,426		17,380	95,271		33,476	166,386		157,067	752,318		103,694	331,579	
Drugs and chemicals		215,832			276,217			373,418			355,369			232,763	
Fodder	812,181	693,963		380,696	304,672		212,725	145,377		191,171	146,808		71,434	88,281	
Fruits and vegetables—															
Fruits, dried	1,409,873	72,440		228,853	19,719		60,961	6,163		4,880,168	317,996		2,203,306	161,140	
" fresh		1,273,665		997,107	13,587		831,635	831,635		1,276,575	1,276,575		1,682,378	1,271,615	
" pulped	5,964,082	360,887		279,171	13,587		361,764	29,011		1,105,936	67,361		1,682,378	78,163	
Other, N.E.S.		54,668			119,282			80,453			150,380			165,913	
Grain and pulse															
Oats	684,377	561,563		351,161	403,165		60,343	88,296		212,962	292,312		15,764	31,901	
Wheat	19,812,992	25,504,204		11,788,909	20,314,089		18,157,401	23,913,817		17,270,478	23,368,380		9,016,433	15,036,069	
Other, unprepared		367,910			17,210			58,877			133,386			20,439	
Flour	2,062,880	3,858,157		3,081,377	5,649,290		3,377,490	5,921,789		3,268,735	6,308,425		2,336,048	5,034,636	
Other, prepared		169,535			220,139			177,431			219,182			172,927	
Hair	315,820	89,661		458,236	129,322		111,898	161,048		125,855	135,629		339,156	108,575	
Hay and chaff	193,663	137,089		139,270	104,215		63,599	47,810		109,802	98,201		43,010	62,829	
Instruments and machinery															
Agricultural		112,434			173,165			240,043			173,477			381,800	
Clothes and janus	1,478,114	102,175		1,759,122	122,266		1,574,703	116,172		1,633,858	118,917		1,708,455	126,635	
Jewellery and precious stones		376,202			732,269			708,450			636,165			673,391	

SESSIONAL PAPER No. 10f

Lead—Pig and matte..... Cwt.	1,629,292	4,243,733	1,302,128	3,889,104	1,031,605	1,086,365	1,773,181	7,538,573	2,132,038	6,552,907
Sheet and piping..... "	29,552	78,431	31,629	114,263	20,265	100,915	21,721	120,231	29,161	82,858
Leather..... Cwt.		1,973,686		2,569,615		2,709,010	1,721	2,561,059		2,593,003
Machines and machinery..... Cwt.		110,911		121,423		139,994		182,500		328,809
Manures..... Cwt.		312,950		274,711		325,683		513,862		500,197
Meals, indur. of..... Cwt.		189,191				210,399		285,619		306,807
Oil—Cocconut..... Cwt.		684,253		91,283		517,018		952,971		512,841
Other, N. E. S..... Cwt.		177,991				201,415		263,963		220,363
Ores, N. E. S..... Cwt.		137,657		67,356		907,339		1,713,126		737,222
Pearl shell..... Cwt.		42,171		47,618		1,239,736		1,032,911		1,221,051
Potatoes..... "		88,967		79,411		110,929		1,236,707		40,746
								260,113		67,481
Provisions										
Butter..... Lbs.	61,788,542	11,975,231	55,904,151	11,317,006	75,765,536	15,759,746	66,082,383	11,066,861	51,193,311	11,611,331
Cheese..... "	507,313	53,629		22,887	246,631	32,122	491,209	61,267	131,001	29,954
Eggs..... Doz.	24,191	1,988	21,293	5,538	37,900	8,322	16,639	16,639	17,113	5,226
Lard..... Lbs.	862,828	66,392	1,062,966	78,130	550,021	40,617	158,039	11,355	511,016	32,968
Meats—										
Bacon and hams..... Lbs.	369,083	58,731	181,616	72,723	539,459	89,129	115,251	81,127	389,718	88,856
Beef, frozen..... "	37,090,945	2,153,193	13,525,086	2,159,792	11,561,252	2,114,318	52,650,592	2,801,895	40,711,516	2,197,548
Mutton, frozen..... "	17,863,532	3,199,137	86,858,311	5,411,282	90,692,385	5,329,581	109,297,757	6,763,812	91,607,614	5,932,987
Other meats, frozen..... "		1,475,163		2,250,912		2,892,173		2,551,783		1,818,322
Preserved in tins..... Lbs.	15,762,031	1,214,175	13,151,545	1,227,815	9,060,963	863,302	8,298,711	733,188	12,383,339	1,614,352
Other meats, N. E. S..... "		39,241		161,140		133,507		216,512		251,029
Sandalwood..... Cwt.	90,200	123,695	110,127	188,901	173,965	345,321	181,442	322,353	192,168	377,011
Sausage casings..... "		119,018		118,843		298,823		115,038		316,919
Shale, kerosene..... Tons.	8,073	92,265	11,632	137,746	7,589	91,000	5,686	65,922	18,870	171,061
Silver—Ore..... Cwt.	2,235,385	2,741,922	581,651	1,190,777	1,016,707	2,433,903	907,739	2,000,575	1,137,746	2,123,381
	790,135	3,862,107	733,008	3,759,365	781,428	3,806,502				
Silver-lead bullion..... "										
Skins..... No.	38,126	467,615	166,189	875,230	151,016	820,091	215,971	1,019,055	102,300	1,409,449
Slab and hair..... Lbs.	6,750,065	1,018,730	8,227,885	1,117,628	11,828,551	3,223,290	11,317,989	1,837,093	7,361,519	4,137,421
Sleep..... No.	1,424,771	4,100,355	7,429,143	5,503,438	6,946,747	7,859,746	9,921,845	8,993,654	9,068,231	6,133,051
Other, N. E. S..... "		908,894		1,434,917		2,227,342		1,691,780		1,640,651
Soap..... Lbs.	3,323,341	151,615	3,857,878	186,704	1,705,892	222,517	1,739,285	231,692	3,526,540	660,878
Spices..... Cwt.	73,971	60,512	141,983	141,983	179,568	139,384	139,308	180,533	261,828	261,828
Sugar, molasses, &c..... Cwt.	23,932	83,071	12,661	11,871	10,371	40,228	21,753	67,701	12,423	39,912
Tallow..... "	513,281	2,677,440	694,536	3,818,960	684,701	4,275,863	676,590	4,919,628	585,571	3,829,121
Timber..... Sup. ft.	125,970,250	3,879,823	131,208,343	1,789,886	152,161,083	4,082,700	112,718,568	3,590,533	1,63,627,500	4,763,790
Other, N. E. S..... "		149,301		111,936		133,357		190,462		131,255
Tin—Ingots..... Cwt.	99,476	2,977,254	108,963	3,721,076	130,129	5,682,400	131,405	5,162,039	121,376	3,933,792
Ore..... "	40,339	612,665	55,133	985,338	51,793	1,146,518	63,005	1,570,011	49,409	1,015,638
Wines..... Galls.	780,638	487,246	431,563	511,784	714,510	145,443	976,602	586,391	725,915	171,357
Wood—Greasy..... Lbs.	339,219,779	63,917,713	380,392,542	75,795,977	415,333,590	87,395,680	512,736,895	111,582,987	471,822,275	87,733,926
Scoured..... "	55,911,016	19,316,913	56,775,423	29,072,140	61,889,295	24,813,829	72,318,065	29,023,919	70,915,491	23,772,219
All other articles..... "		2,039,704		6,136,263		6,002,286		10,191,775		10,189,378
Totals (incls.).....		187,675,546		213,136,865		246,813,186		287,994,510		290,397,467

Included under Lead Pig and matte.

AUSTRALIAN COMMONWEALTH.

TOTAL Quantities and Values of the Principal Articles of Merchandise Exported (Home Produce) during the Years ended December 31, 1904 to 1908, inclusive.—*Concluded.*

Articles.	1904.		1905.		1906.		1907.		1908.	
	Quantity.	Value.	Quantity.	Value.	Quantity.	Value.	Quantity.	Value.	Quantity.	Value.
Coin and bullion		\$		%		%		%		%
Bullion—Gold..... Ozs.	1,607,052	27,077,476	1,423,009	25,597,056	1,313,343	24,117,252	1,105,852	19,642,192	1,049,110	18,927,308
" Silver..... "	7,329,302	4,125,604	6,691,520	3,976,747	6,164,546	3,784,700	9,464,025	5,800,614	10,462,652	5,198,516
Coin.....		49,291,585		20,711,088		17,914,249		26,336,317		47,788,603
Total exports, home produce,		268,170,211		263,421,756		322,659,387		339,773,633		302,311,994
" foreign ".....		11,610,640		13,204,614		16,731,060		14,637,702		10,668,487
Total exports.....		279,780,851		276,626,370		339,390,447		354,411,335		312,980,481
<i>Recapitulation.</i>										
Foreign produce—Merchandise.....		5,638,904		6,084,671		6,388,921		7,457,092		7,437,886
Coin and bullion.....		5,971,736		7,119,943		10,342,139		7,180,640		5,230,601
Totals.....		11,610,640		13,204,614		16,731,060		14,637,702		10,668,487

SESSIONAL PAPER No. 10f

BAHAMAS.

VALUE of the Total Imports and Exports from and to each Principal Country during the Years ended December 31, 1904 to 1908, inclusive. (*Including Coin and Bullion.*)

IMPORTS.					EXPORTS.				
1904.		1905.		1906.		1907.		1908.	
\$	%	\$	%	\$	%	\$	%	\$	%
COUNTRIES.									
<i>British Empire.</i>									
306,284	374,626	306,843	455,071	306,218	455,218	81,969	64,230	80,294	148,715
11,367	13,223	14,843	40,808	39,673	39,673	1,285	12,498	9,821	2,088
27,964	21,277	18,922	49,819	32,291	32,291	2,497	1,849	5,266	492
.....	6,949	365
346,215	415,126	347,557	546,298	527,182	527,182	85,751	78,942	95,381	151,295
<i>Foreign Countries.</i>									
8,410	2,443	1,300	4,375	50,255	550	21,992	1,138
399	1,197	299	50,255	58,643	104,278	98,209
3,882	5,139	29,790	599	2,278	113,646	97,907	127,716	142,491
3,227	282	628	1,275	6,107	83	290	608	316
12,838	9,652	12,298	21,301	16,503	48,691	70,639	60,210	64,074
15	165	20	608	682	458	8,079
.....	2,448	3,242	458	277
1,070,360	1,068,939	1,218,068	1,233,052	1,234,293	647,544	774,053	608,442	620,616
1,727	89	9,773	7,198	268	614
1,100,358	1,086,455	1,254,136	1,268,622	1,271,063	862,937	1,005,862	984,654	742,021
346,215	415,126	347,557	546,298	527,182	85,751	78,942	95,381	151,295
1,446,573	1,501,581	1,601,693	1,814,930	1,798,185	948,688	1,084,804	1,080,035	893,316
Totals, Foreign Countries.									
Totals, British Empire.									
Grand totals									

BAHAMAS

Total Quantities and Values of the Principal Articles of Merchandise Imported during the Years ended December 31, 1901 to 1908, inclusive.

ARTICLES.	1904.		1905.		1906.		1907.		1908.		
	Quantity.	Value.	Quantity.	Value.	Quantity.	Value.	Quantity.	Value.	Quantity.	Value.	
		%		%		%		%		%	
Alc. beer and porter	Galls.	10,675	7,845	10,916	9,723	13,159	12,015	22,517	10,711	21,752	11,119
Animals, live			13,008		11,354		8,434		12,611		11,016
Beans and peas	Bush.	1,343	2,740	1,605	3,441	1,155	2,467	2,293	5,553	2,651	5,047
Brecks.	No.					17,150	127	108,170	954	507,745	5,801
Butter	Lbs.	119,151	29,283	126,400	30,328	133,747	32,490	35,357	118,572	127,323	53,390
Cheese	"	37,862	5,377	39,876	6,133	40,493	6,581	46,894	7,313	41,646	6,239
Coal	Tons.	1,773	1,890	1,890	9,052	2,088	6,409	3,260	2,688	2,664	14,025
Coffee	Lbs.	122,399	9,578	113,373	10,565	110,474	14,134	144,502	12,397	211,438	13,587
Corn	Bush.	7,353	5,305	9,112	6,097	5,696	4,112	9,321	7,513	8,168	7,981
Commeal and hominy	Bks.	11,381	40,578	15,218	59,271	10,891	34,451	20,307	70,221	16,150	69,358
Cotton, woollen, linen and silk goods			232,519		255,440		247,859		310,537		277,711
Earthenware and glassware			193,654		199,708		283,010		187,425		169,617
Electrical appliances			407		1,275		4,088		3,577		48,708
Flour	Bks.	45,099	155,017	40,190	189,965	37,672	173,117	50,810	213,821	13,457	200,263
Hardware, tinware, &c			30,212		62,801		70,386		106,301		81,301
Lard	Lbs.	334,301	23,487	379,712	23,087	363,131	22,211	111,219	34,703	402,777	31,613
Lumber	FT.	1,111,114	32,821	1,612,869	39,235	906,002	22,469	1,112,121	31,915	1,006,392	21,525
Machinery			13,349		31,351		23,772		53,660		144,048
Mannrs	Bks.	5,465	16,615	1,473	4,287	1,238	4,468	1,453	7,438	1,653	6,541
Meats, poultry and game, fresh	Lbs.	69,500	12,791	207,082	19,691	115,833	23,291	137,753	20,312	119,542	25,292
" salted	"	681,243	61,787	538,498	46,131	653,919	51,698	794,953	64,351	711,807	63,201
" fruits, etc, pre-served			85,091		79,589		126,834		107,193		102,716
Musical instruments			3,738		4,258		3,850		7,860		4,502
Outs and bran	Bush.	17,516	12,633	22,171	14,829	25,312	16,370	29,022	23,561	29,900	23,687
Ons	Galls.	124,396	27,662	138,356	23,618	95,023	17,005	148,452	28,328	151,522	31,023
Potatoes and onions	Bks.	2,247	8,288	2,472	7,338	2,182	6,501	3,328	10,927	2,561	9,796
Railroad stock											13,514
Rope and canvas			90,658		28,430		34,801		31,806		30,475
Rice	Lbs.	2,123,063	17,260	2,048,521	48,818	2,117,220	48,802	2,531,688	65,291	2,141,424	53,436
Shingles	No.	1,344,970	8,847	922,350	6,093	1,137,738	7,290	1,193,650	5,927	1,125,991	6,063

SESSIONAL PAPER No. 10f

Soaps, common	Lbs.	9,265	232,983	8,551	222,653	8,166	245,965	16,668	267,170	14,011
Spirits and wines	Lbs.	40,096	1,611,245	37,200	1,804,092	38,709	2,073,382	57,081	1,713,262	49,723
Sugar	Lbs.	51,056		54,312		69,836		62,857		57,383
Tobacco		26,250		30,679		20,989		31,049		34,869
All other articles		70,715		55,246		74,903		113,227		91,387
Totals (mdsch.)		1,379,657		1,420,839		1,525,145		1,789,717		1,785,681
Coin and bullion		66,916		80,742		76,548		25,243		11,504
Total imports		1,446,573		1,501,581		1,601,693		1,814,960		1,798,185

BAHAMAS.

Total Quantities and Values of the Principal Articles of Merchandise Exported during the Years ended December 31, 1904 to 1908, inclusive.

ARTICLES.	1904.		1905.		1906.		1907.		1908.	
	Quantity.	Value.	Quantity.	Value.	Quantity.	Value.	Quantity.	Value.	Quantity.	Value.
Bahamas hemp.....	2,218,825	143,844	3,040,045	182,006	3,867,034	195,347	4,303,082	227,122	5,281,449	207,451
Bark.....	132,839	10,774	4,933	6,100	93,465	6,341	154,883	10,215	133,156	10,556
Grape fruit.....	231,096	6,686	564,061	11,665	430,134	8,940	707,975	15,423	276,526	6,151
Guavas preserved.....	91	443	65	346	190	492	30	389	96	472
Oranges.....	272,955	1,645	1,706,318	6,754	567,269	3,811	1,599,860	14,634	465,059	2,005
Pineapples, fresh.....	228,008	110,064	197,546	96,243	146,487	56,083	67,012	20,644	118,526	57,649
" preserved.....	65,159	63,427	64,606	57,003	117,196	92,904	68,349	66,084	59,839	53,518
Salt.....	54,367	5,572	40,637	2,637	96	10	7,745	414	4,900	399
Sponge—Grass.....	616,865	114,590	652,282	124,027	673,272	160,658	738,315	156,700	721,771	138,787
Roef.....	100,419	63,683	79,109	53,363	70,339	53,801	81,388	71,477	51,112	43,177
Velvet.....	268,744	178,334	271,481	207,622	216,441	186,233	236,336	202,799	204,340	153,007
Wood.....	119,739	121,370	118,047	126,494	99,747	108,959	118,079	142,846	121,449	93,615
Other.....	302,191	36,514	363,209	42,092	467,003	52,584	503,959	57,319	502,881	29,062
Turtle shells.....	8,796	42,018	7,923	41,498	8,720	46,720	9,942	63,733	7,273	36,466
Wood.....		3,251		3,881		30,821		37,229		7,869
Yellow metal.....	53,120	3,397	29,161	1,874	33,192	2,258	54,732	2,141	53,087	9,548
All other articles.....		43,074		57,497		28,639		31,560		23,190
Totals (mdse).....		948,688		1,021,815		1,034,001		1,120,809		873,572
Coin and bullion.....				62,989		46,634		38,587		19,744
Total exports.....		948,688		1,084,804		1,080,635		1,159,396		893,316

SESSIONAL PAPER No. 10f

BARBADOS.

VALUE of the Total Imports and Exports from and to each Principal Country during the Years ended December 31, 1904 to 1908, inclusive. (*Including Coin and Bullion.*)

		IMPORTS.					EXPORTS.				
		1904.	1905.	1906.	1907.	1908.	1904.	1905.	1906.	1907.	1908.
		§	§	§	§	§	§	§	§	§	
COUNTRIES											
<i>British Empire.</i>											
	United Kingdom.....	2,335,119	2,167,880	2,346,298	2,716,320	2,420,086	449,042	873,210	1,064,549	885,640	521,200
	British Guiana.....	137,169	123,170	174,124	223,876	216,114	165,160	76,436	54,886	85,410	130,784
	India.....	145,255	151,538	163,257	5,996	17,758	576,378	697,071	663,619	636,474	776,117
	West Indies.....	335,313	306,043	412,655	293,419	250,886	980,190	1,005,521	1,191,797	1,552,428	1,130,429
	Canada.....	382,403	382,403	421,808	496,122	738,132	236,378	338,141	223,356	248,745	237,203
	Newfoundland.....	33,337	24,357	23,457	46,988	91,488	2,250	12,971	13,204	13,384	10,411
	Other British Possessions.....	4,117	7,237	12,129	11,414	1,213	2,409,798	3,008,350	3,217,411	3,442,081	2,855,231
	Totals, British Empire.....	3,291,823	3,252,669	3,553,728	3,784,135	3,735,707	2,409,798	3,008,350	3,217,411	3,442,081	2,855,231
<i>Foreign Countries.</i>											
	Argentine Republic.....	3,908	13,533	34,067	9,052	10,263	13,704	1,290	370	3,065	
	Brazil.....	62,288	21,680	37,191	78,036	34,066	3,270	540	4,550	6,058	2,813
	Chile.....	2,098	7,569	6,039	1,913	2,550	12,556	38,042	20,366	33,050	73,307
	Dutch Guiana.....	66,600	70,060	73,078	43,396	36,884	1,664	1,664	50,198	5,611	
	Foreign West Indies.....	34,669	21,938	60,089	258		27,375	168,722	171,593	211,957	226,864
	France.....	13,106	4,283	15,388	1,037	6,438	312,517	1,292,280	827,898	349,129	1,007,484
	French Guiana.....	1,717,903	1,638,636	1,967,758	2,242,194	2,063,466	1,396,285	1,292,280	827,898	349,129	
	United States.....	5,589	43,493	33,614	5,747	11,393	28,311	31,339	13,283	20,671	50,652
	Uruguay.....			1,203	22,344	125,133					
	Other Foreign Countries.....										
	Totals, Foreign Countries.....	1,912,161	1,821,132	2,246,935	2,403,977	2,230,193	1,780,314	1,546,091	1,038,980	680,433	1,429,797
	Totals, British Empire.....	3,291,823	3,252,669	3,553,728	3,784,135	3,735,707	2,409,798	3,008,350	3,217,411	3,442,081	2,855,231
	Totals.....	5,203,984	5,073,801	5,802,663	6,188,112	5,965,900	4,190,112	4,554,441	4,256,391	4,122,514	4,285,031
	Banker Coal (export).....						4,190,112	283,043	429,064	329,429	
	Grand totals.....	52,03,984	5,073,801	5,802,663	6,188,112	5,965,900	4,190,112	4,554,441	4,540,434	4,551,578	4,614,400

BARBADOS.

Total Quantities and Values of the Principal Articles of Merchandise Imported during the Years ended December 31, 1904 to 1908, inclusive.

ARTICLES.	1904.		1905.		1906.		1907.		1908.	
	Quantity.	Value. \$	Quantity.	Value. %	Quantity.	Value. %	Quantity.	Value. %	Quantity.	Value. %
Ale, beer and porter		51,808		52,487		59,096		59,461		47,766
Animals, living		119,696		122,281		91,691		72,922		67,695
Books		33,433		23,433		31,638		36,543		30,938
Breadstuffs—Bran and pollard	3,385,738	37,073	2,867,688	31,400	3,303,624	36,174	3,068,585	33,600	2,967,821	32,199
Bread and biscuits	1,634,504	51,763	2,255,842	70,727	1,846,184	58,400	1,325,911	40,534	773,470	23,526
Corn, barley and maize	3,753,679	41,104	3,351,117	43,045	3,589,411	39,363	3,471,850	38,018	3,235,018	35,421
Commenceal	36,918	112,263	43,766	133,122	38,444	116,362	39,777	145,187	34,310	124,631
Flour, wheat or rye	67,347	294,683	72,147	333,361	79,552	367,794	84,846	412,917	89,898	437,503
Oats	5,265,180	83,278	6,278,018	99,299	6,347,801	100,400	5,780,179	105,650	6,484,410	118,340
Grain, unenumerated	2,351,386	45,776	2,072,211	40,339	2,604,328	50,642	2,754,837	53,625	2,662,240	53,985
Meat	41,122	1,260	75,192	2,287	51,182	1,537	53,247	1,621	13,114	100
Carrriages and carts		10,015		10,877		11,185		27,779		36,023
Cement	5,434	9,918	7,188	13,120	5,071	10,488	8,329	17,258	8,563	17,588
Charcoal	71,372	54,292	46,758	34,134	62,665	45,329	72,490	52,620	72,161	57,677
Coal and coke	27,789	169,653	24,852	131,088	53,182	278,232	85,023	444,808	62,049	324,573
Coffee	292,265	35,500	545,739	66,396	401,199	48,813	362,148	41,067	332,236	40,422
Drugs and chemicals		14,964		45,498		59,336		78,348		61,685
Fish, dried, salted or smoked	31,160	114,068	34,330	161,495	41,808	193,572	39,623	183,190	59,400	289,080
" other		46,476		33,181		26,851		38,481		36,446
Fruit and vegetables		58,297		93,075		55,338		73,194		100,443
Hardware and metals		150,862		151,698		157,324		205,738		195,749
Hides and skins, raw		9,091		6,453		16,921		84,066		7,077
Leather—Boots and shoes		52,209		47,800		59,650		103,397		77,280
Dressed and undressed		37,775		29,112		32,257		34,757		28,557
Linen, cotton, silk and woollen manufactures		872,433		820,715		1,013,074		1,173,285		893,165
Machinery		54,584		37,480		88,339		97,031		53,976
Manures and fertilizers		4,265	45	2,190	700	34,066	38	1,849	38	1,849
Guano	96									
Sulphate of ammonia	2,932	214,094	1,430	98,024	3,795	258,585	2,472	168,391	2,846	193,935
Other	6,001	129,512	9,627	247,504	5,396	212,250	4,891	123,354	7,013	171,331
Milk, condensed		14,751		17,204		18,615		18,956		19,939
Oils	127,161	127,161		133,682		99,894		116,492		111,787

SESSIONAL PAPER No. 10f

Oilseed and oilcake.....	Lbs.	4,213,499	4,463,876	65,202	4,089,363	59,704	4,010,516	58,536	3,838,896	58,385
Paints and varnishes.....				16,761		16,790		23,359		23,302
Paper.....				27,691		29,901		30,879		33,800
Plated and giltware and jewellery.....				30,734		31,322		40,125		29,183
Provisions—Butter.....	Lbs.	323,948	292,721	71,229	290,685	70,722	350,914	99,620	364,817	110,975
" subst tates (margarine).....		296,252	196,167	19,890	221,596	22,465	357,954	26,133	181,273	18,275
Cheese.....	"	75,155	9,247	9,247	51,281	8,318	58,877	9,553	63,018	16,253
Lard.....	"	618,488	578,890	41,084	595,427	42,257	552,015	44,773	621,341	50,398
Meats.....	"	217,153	24,216	18,800	138,166	15,409	210,310	25,589	294,747	24,912
Bacon and hams.....	"	1,591,933	1,229,396	99,718	1,798,125	140,170	1,457,633	118,231	1,426,338	115,690
Beef, salted or pickled.....	"	1,468,358	1,020,344	93,167	1,198,732	109,389	1,092,083	99,654	1,581,506	144,312
Park.....	"	13,297,497	13,511,219	394,526	10,539,214	399,496	7,998,537	233,536	10,342,755	314,592
Rice.....	"	85,979	2,035,771	82,563	2,040,286	82,743	2,066,492	83,809	2,037,546	82,634
Sago.....	"	56,914	63,249	67,092	61,611	78,484	74,392	40,919	87,271	105,587
Spirits and wines.....	Galls.	165,811	154,463	42,820	95,384	37,916	136,159	48,895	147,145	47,070
Tobacco.....	Lbs.	105,811	154,463	42,820	95,384	37,916	136,159	48,895	147,145	47,070
Wood—Lumber.....	Ft.	6,497,752	4,838,127	100,530	7,027,091	202,185	6,727,408	215,406	8,038,978	268,577
Hoops, coiled or straight.....		1,239,218	1,290,816	26,175	573,062	8,454	1,447,075	21,136	296,266	1,325
Shingles.....	Pcs.	13,853,154	16,020,330	58,473	8,567,056	31,263	13,173,800	48,083	18,934,200	63,110
Staves and shooks.....	No.	2,434,929	177,750	100,043	3,145,982	206,692	3,253,812	197,911	2,296,586	37,883
Fuel.....	"	5,541	7,430	36,159	13,493	65,666	7,409	36,036	11,635	56,915
Joiners' and cabinet-work.....	Cords	15,101		11,413		12,526		35,443		38,790
All other articles.....		520,948		521,627		534,317		515,753		524,223
Total imports (audse).....		5,202,286		5,070,881		5,802,347		6,185,679		5,955,601
Cann and ballion.....		1,698		2,920		316		2,433		10,296
Total imports.....		5,203,984		5,073,801		5,802,663		6,188,112		5,965,900

BARBADOS.
 TOTAL Quantities and Values of the Principal Articles of Merchandise Exported during the Years ended December 31, 1904 to 1908,
 inclusive.

ARTICLES.	1904.		1905.		1906.		1907.		1908.	
	Quantity.	Value. \$	Quantity.	Value. \$	Quantity.	Value. \$	Quantity.	Value. \$	Quantity.	Value. \$
Alc, beer and porter.....		22,873		24,951		29,857		30,709		25,983
Animals, living.....		40,461		34,578		32,592		35,356		43,551
Arrowroot.....	404,325	15,252	487,191	18,377	460,013	17,502	624,472	692,085	26,104	23,554
Copper, brass and pewter (old).....	51,184	5,187	103,596	171,380	171,380	171,380	199,522	20,230	89,735	9,105
Coal (includes Bunker coal).....	53	321	280	1,698	46,829	285,259	70,679	429,965	54,214	329,739
Corn and grain.....	1,269,348	19,913	1,159,717	17,489	1,197,937	17,397	1,106,192	17,106	1,387,257	23,691
Cotton, raw.....	191,861	46,686	390,232	94,959	483,473	196,707	947,588	405,860	983,679	299,679
Fish, dried, salted or smoked.....	15,379	78,586	13,687	69,938	15,932	81,414	15,238	77,866	29,478	150,633
" other.....		24,669		7,222		9,802		14,678		18,292
Flour, wheat or rye.....	38,327	186,524	16,487	80,236	14,695	71,516	18,710	93,327	19,447	97,004
Fruits and vegetables, fresh (includes bananas and tamarinds).....		52,783		69,658		45,284		69,914		82,633
Hides and skins, raw.....		9,270		26,163		25,769		81,560		17,812
Linen, cotton, woolen and silk manufactures.....		153,445		168,498		167,568		179,060		190,575
Manjack.....	501	24,391	929	45,226	782	38,657	693	33,726	430	20,945
Manures.....	287	12,147	220	10,804	1,961	74,119	1,390	41,951	389	13,033
Molasses.....	45,061	701,749	39,378	862,462	61,398	1,045,812	62,112	1,133,543	54,428	1,059,631
Oils.....		21,252		54,730		13,276		14,196		19,185
Provisions:—Butter.....	76,220	21,637	66,650	18,922	64,190	18,222	61,965	18,849	91,392	27,798
Butter substitutes (margarine).....	285,948	24,708	241,871	25,156	291,542	30,480	257,686	26,645	241,512	27,948
Meats—Beef, salted or pickled.....	673,294	61,437	363,815	33,198	596,550	46,224	628,646	57,363	430,487	52,375
" Pork.....	292,574	29,652	199,234	18,182	158,493	14,463	185,992	16,970	328,902	33,346
Rice.....	3,191,245	97,158	1,954,359	59,446	1,646,510	50,082	1,677,989	51,036	2,281,454	69,894
Soap.....	698,128	27,097	738,091	29,433	676,492	27,433	724,681	29,300	833,176	33,730
Spirits and wines.....	25,189	30,217	32,712	27,730	27,747	38,188	30,358	41,765	59,461	65,364
Sugar:—Raw—										
Dry.....	4,026	121,423	1,496	113,062	1,984	77,244	2,482	108,711	890	43,313
Muscovado.....	61,079	2,021,306	45,469	2,102,185	55,270	1,631,665	35,270	1,158,622	34,942	1,360,409
Refined.....			17,250	1,222	3,559	248	12,080	867	5,590	395
All other articles.....		218,876		302,983		161,146		187,537		206,858
Total exports (mdsc.).....		4,069,030		4,328,851		4,265,302		4,400,336		4,344,487
Corn and bullion.....		121,082		225,580		275,132		151,242		269,973
Total exports.....		4,190,112		4,554,431		4,540,434		4,551,578		4,614,460

BERMUDA.
 Total Quantities and Values of the Principal Articles of Merchandise Imported during the Years ended December 31, 1904 to 1908,
 inclusive.

ARTICLES.	1904.		1905.		1906.		1907.		1908.	
	Quantity.	Value. \$	Quantity.	Value. \$	Quantity.	Value. \$	Quantity.	Value. \$	Quantity.	Value. \$
Ale and beer.....		142,559		110,488		73,175		73,876		
Apparel.....		124,898		120,781		101,197		83,935		
Building materials.....		81,371		67,330		25,511		20,016		
Butter..... Cwt.		90,038	3,454	96,467	3,205	82,782	2,489	77,628		
Cheese.....	2,171	1,907	1,907	24,834	1,250	20,795		20,824		
Coal..... Tons.	8,398	29,439	6,470	32,607	9,188	33,415	11,247	39,186		
Cotton goods.....		156,857		148,171		128,815		101,367		
Flour and meal.....		145,027		141,239		89,323		106,969		
Grain.....										
Corn..... Bush.	43,018	27,370	41,022	25,185	41,528	24,343	39,914	26,654		
Oats..... "	167,253	54,152	232,233	56,278	171,155	50,891	131,152	57,086		
Groceries.....		43,688		37,897		36,310		29,633		
Hardware and cutlery.....		49,679		42,139		30,426		34,329		
Leatherwares.....		93,854		76,811		63,515		62,985		
Live stock.....										
Oxen and cows..... No.	1,989	129,998	1,874	137,907	1,420	112,230	861	78,543		
Lamb.....		47,416		50,506		29,293		23,924		
Oil, kerosene..... Galls.	384,129	48,107	330,333	38,792	258,349	31,015	343,101	23,395		
Provisions (includes canned fruits, meats and preserves).....		185,536		160,902		130,679		129,034		
Spirits (includes cordials).....		48,438		42,325		23,933		38,533		
Sugar of all kinds..... Cwt.	16,763	53,777	20,387	74,655		41,055		53,820		
Tea..... Lbs.	127,669	23,540	98,489	29,995	81,500	15,909	81,552	15,423		
Tobacco.....										
Cigars and cigarettes.....		52,813		47,255		26,256		21,977		
Other kinds..... Lbs.	47,617	11,597	43,444	11,695	64,098	16,396	39,097	12,147		
Wines.....		21,121		15,364		10,799		14,264		
Woolen goods.....		56,808		44,695		38,661		45,133		
All other articles.....		1,126,901		963,575		701,035		801,522		
Totals (indisc).....		2,871,230		2,595,013		1,927,789		1,998,233		
Coin and bullion.....		206,498		48,667		26,767		48,666		
Total imports.....		3,077,728		2,643,680		1,954,556		2,046,899		

Returns not to hand.

Returns not to hand.

BRITISH EAST AFRICA PROTECTORATE.
 VALUE of the Total Imports and Exports from and to each Principal Country during the Years ended March 31, 1905
 to 1909, inclusive.

IMPORTS.		EXPORTS.			
		COUNTRIES.			
		<i>British Empire.</i>			
1904-5.	1905-6.	1906-7.	1907-8.	1908-9.	
£	%	£	%	£	%
865,355	1,109,356	1,457,956	1,604,875	1,457,557	
7,333	79,010	5,078	10,469	224	
697,850	846,191	848,186	892,722	943,573	
16,834	11,130	29,141	19,165	16,853	
	4,750	3,124	14,795	7,971	
6,940	9,636	17,739	28,343	43,712	
3,416	13,787	10,630	28,957	12,736	
4,157	7,102	5,691	7,173	12,453	
			3,744	8,300	
1,542,085	2,080,962	2,373,965	2,610,163	2,503,379	
<i>Foreign Countries.</i>					
50,798	125,161	111,441	108,302	93,945	
12,429	13,135	12,064	16,148	12,984	
42,427	55,621	62,493	91,385	75,983	
262,946	235,128	265,516	310,050	294,443	
51,514	53,392	52,577	39,274	51,041	
166,376	177,249	190,700	230,162	233,493	
27,389	31,020	28,504	45,336	24,265	
36,563	64,746	76,017	26,178	21,130	
59,407	85,429	76,811	107,321	107,543	
16,084	33,186	35,363	66,006	49,475	
70,162	37,917	25,555	22,012	55,626	
24,498	29,896	44,661	56,667	44,228	
158,958	229,280	288,632	153,348	311,967	
1,191,190	1,191,190	1,293,784	1,281,792	1,376,123	
1,512,985	2,080,962	2,373,965	2,610,163	2,503,379	
2,521,627	3,272,152	3,667,749	3,891,955	3,879,502	
<i>Totals, British Empire.</i>					
1,542,085	2,080,962	2,373,965	2,610,163	2,503,379	
<i>Foreign Countries.</i>					
50,798	125,161	111,441	108,302	93,945	
12,429	13,135	12,064	16,148	12,984	
42,427	55,621	62,493	91,385	75,983	
262,946	235,128	265,516	310,050	294,443	
51,514	53,392	52,577	39,274	51,041	
166,376	177,249	190,700	230,162	233,493	
27,389	31,020	28,504	45,336	24,265	
36,563	64,746	76,017	26,178	21,130	
59,407	85,429	76,811	107,321	107,543	
16,084	33,186	35,363	66,006	49,475	
70,162	37,917	25,555	22,012	55,626	
24,498	29,896	44,661	56,667	44,228	
158,958	229,280	288,632	153,348	311,967	
1,191,190	1,191,190	1,293,784	1,281,792	1,376,123	
1,512,985	2,080,962	2,373,965	2,610,163	2,503,379	
2,521,627	3,272,152	3,667,749	3,891,955	3,879,502	
<i>Totals, Foreign Countries.</i>					
1,191,190	1,191,190	1,293,784	1,281,792	1,376,123	
1,512,985	2,080,962	2,373,965	2,610,163	2,503,379	
2,521,627	3,272,152	3,667,749	3,891,955	3,879,502	
<i>Totals, British Empire.</i>					
1,542,085	2,080,962	2,373,965	2,610,163	2,503,379	
<i>Foreign Countries.</i>					
50,798	125,161	111,441	108,302	93,945	
12,429	13,135	12,064	16,148	12,984	
42,427	55,621	62,493	91,385	75,983	
262,946	235,128	265,516	310,050	294,443	
51,514	53,392	52,577	39,274	51,041	
166,376	177,249	190,700	230,162	233,493	
27,389	31,020	28,504	45,336	24,265	
36,563	64,746	76,017	26,178	21,130	
59,407	85,429	76,811	107,321	107,543	
16,084	33,186	35,363	66,006	49,475	
70,162	37,917	25,555	22,012	55,626	
24,498	29,896	44,661	56,667	44,228	
158,958	229,280	288,632	153,348	311,967	
1,191,190	1,191,190	1,293,784	1,281,792	1,376,123	
1,512,985	2,080,962	2,373,965	2,610,163	2,503,379	
2,521,627	3,272,152	3,667,749	3,891,955	3,879,502	
<i>Totals, Foreign Countries.</i>					
1,191,190	1,191,190	1,293,784	1,281,792	1,376,123	
1,512,985	2,080,962	2,373,965	2,610,163	2,503,379	
2,521,627	3,272,152	3,667,749	3,891,955	3,879,502	
<i>Totals, British Empire.</i>					
1,542,085	2,080,962	2,373,965	2,610,163	2,503,379	
<i>Foreign Countries.</i>					
50,798	125,161	111,441	108,302	93,945	
12,429	13,135	12,064	16,148	12,984	
42,427	55,621	62,493	91,385	75,983	
262,946	235,128	265,516	310,050	294,443	
51,514	53,392	52,577	39,274	51,041	
166,376	177,249	190,700	230,162	233,493	
27,389	31,020	28,504	45,336	24,265	
36,563	64,746	76,017	26,178	21,130	
59,407	85,429	76,811	107,321	107,543	
16,084	33,186	35,363	66,006	49,475	
70,162	37,917	25,555	22,012	55,626	
24,498	29,896	44,661	56,667	44,228	
158,958	229,280	288,632	153,348	311,967	
1,191,190	1,191,190	1,293,784	1,281,792	1,376,123	
1,512,985	2,080,962	2,373,965	2,610,163	2,503,379	
2,521,627	3,272,152	3,667,749	3,891,955	3,879,502	
<i>Totals, Foreign Countries.</i>					
1,191,190	1,191,190	1,293,784	1,281,792	1,376,123	
1,512,985	2,080,962	2,373,965	2,610,163	2,503,379	
2,521,627	3,272,152	3,667,749	3,891,955	3,879,502	
<i>Totals, British Empire.</i>					
1,542,085	2,080,962	2,373,965	2,610,163	2,503,379	
<i>Foreign Countries.</i>					
50,798	125,161	111,441	108,302	93,945	
12,429	13,135	12,064	16,148	12,984	
42,427	55,621	62,493	91,385	75,983	
262,946	235,128	265,516	310,050	294,443	
51,514	53,392	52,577	39,274	51,041	
166,376	177,249	190,700	230,162	233,493	
27,389	31,020	28,504	45,336	24,265	
36,563	64,746	76,017	26,178	21,130	
59,407	85,429	76,811	107,321	107,543	
16,084	33,186	35,363	66,006	49,475	
70,162	37,917	25,555	22,012	55,626	
24,498	29,896	44,661	56,667	44,228	
158,958	229,280	288,632	153,348	311,967	
1,191,190	1,191,190	1,293,784	1,281,792	1,376,123	
1,512,985	2,080,962	2,373,965	2,610,163	2,503,379	
2,521,627	3,272,152	3,667,749	3,891,955	3,879,502	
<i>Totals, Foreign Countries.</i>					
1,191,190	1,191,190	1,293,784	1,281,792	1,376,123	
1,512,985	2,080,962	2,373,965	2,610,163	2,503,379	
2,521,627	3,272,152	3,667,749	3,891,955	3,879,502	
<i>Totals, British Empire.</i>					
1,542,085	2,080,962	2,373,965	2,610,163	2,503,379	
<i>Foreign Countries.</i>					
50,798	125,161	111,441	108,302	93,945	
12,429	13,135	12,064	16,148	12,984	
42,427	55,621	62,493	91,385	75,983	
262,946	235,128	265,516	310,050	294,443	
51,514	53,392	52,577	39,274	51,041	
166,376	177,249	190,700	230,162	233,493	
27,389	31,020	28,504	45,336	24,265	
36,563	64,746	76,017	26,178	21,130	
59,407	85,429	76,811	107,321	107,543	
16,084	33,186	35,363	66,006	49,475	
70,162	37,917	25,555	22,012	55,626	
24,498	29,896	44,661	56,667	44,228	
158,958	229,280	288,632	153,348	311,967	
1,191,190	1,191,190	1,293,784	1,281,792	1,376,123	
1,512,985	2,080,962	2,373,965	2,610,163	2,503,379	
2,521,627	3,272,152	3,667,749	3,891,955	3,879,502	
<i>Totals, Foreign Countries.</i>					
1,191,190	1,191,190	1,293,784	1,281,792	1,376,123	
1,512,985	2,080,962	2,373,965	2,610,163	2,503,379	
2,521,627	3,272,152	3,667,749	3,891,955	3,879,502	
<i>Totals, British Empire.</i>					
1,542,085	2,080,962	2,373,965	2,610,163	2,503,379	
<i>Foreign Countries.</i>					
50,798	125,161	111,441	108,302	93,945	
12,429	13,135	12,064	16,148	12,984	
42,427	55,621	62,493	91,385	75,983	
262,946	235,128	265,516	310,050	294,443	
51,514	53,392	52,577	39,274	51,041	
166,376	177,249	190,700	230,162	233,493	
27,389	31,020	28,504	45,336	24,265	
36,563	64,746	76,017	26,178	21,130	
59,407	85,429	76,811	107,321	107,543	
16,084	33,186	35,363	66,006	49,475	
70,162	37,917	25,555	22,012	55,626	
24,498	29,896	44,661	56,667	44,228	
158,958	229,280	288,632	153,348	311,967	
1,191,190	1,191,190	1,293,784	1,281,792	1,376,123	
1,512,985	2,080,962	2,373,965	2,610,163	2,503,379	
2,521,627	3,272,152	3,667,749	3,891,955	3,879,502	
<i>Totals, Foreign Countries.</i>					
1,191,190	1,191,190	1,293,784	1,281,792	1,376,123	
1,512,985	2,080,962	2,373,965	2,610,163	2,503,379	
2,521,627	3,272,152	3,667,749	3,891,955	3,879,502	
<i>Totals, British Empire.</i>					

SESSIONAL PAPER No. 10f

BRITISH EAST AFRICA PROTECTORATE.
 Total Quantities and Values of the Principal Articles of Merchandise Imported during the Years ended March 31, 1905 to 1909,
 inclusive.

ARTICLES.	1904-5.		1905-6.		1906-7.		1907-8.		1908-9.	
	Quantity.	Value.	Quantity.	Value.	Quantity.	Value.	Quantity.	Value.	Quantity.	Value.
Ale and beer.....		\$		\$		\$		\$		\$
Animals:—Cattle.....					27,093	19,287	19,834	14,065	26,615	20,143
Horses.....					220	5,499	158	8,292	336	9,178
Sheep.....		48,822		115,120	165	17,773	146	16,440	259	26,538
Other.....					87	414	954	13,344	61	325
Apparel and haberdashery.....						19,345		6,477		15,349
Bags and sacks.....						105,407		166,668		99,070
Beads.....					283,815	39,105	290,570	24,727	302,515	39,738
Books, maps and printed matter.....		53,387		49,796	392,035	41,449	372,268	46,997	10,163	10,163
Boots and shoes.....						17,500		21,116		19,753
Building materials.....					29,122	31,458	22,927	28,781	29,997	42,321
Ceal and patent fuel.....		76,212		214,357		151,292		120,508		128,402
Cotton goods.....	203	1,650	1,311	12,293	1,347	16,162	3,917	38,266	41	316
Drugs, medicines and chemicals.....		708,528		1,024,779	14,528,947	1,110,953	10,737,708	958,947	1,010,052	1,010,052
Earthenware and glassware.....						37,863		44,194		43,693
Firearms and ammunition.....						46,686		42,977		36,637
Furniture.....		56,015		61,885		51,249		62,717		70,367
Grain:—Flour.....		38,140		53,660		46,920		79,234		64,431
Rice.....					32,315	85,011	39,618	113,568	38,385	126,304
Other.....		296,249		326,505		220,874	110,224	282,077	132,229	311,048
Metals:—						22,635		38,344		46,750
Agricultural implements.....		19,637		62,746		92,973		76,394		122,498
Brass and copper ware.....						48,033		89,995		41,699
Iron and steel ware.....		27,599		181,770		162,576		161,819		113,257
Machinery.....						75,511		143,002		89,610
Oils:—Kerosene.....		44,365		33,531		354,927		41,834		59,826
Provisions, all sorts.....		215,458		233,483		278,675		489,239		68,659
Seeds and plants for cultivation.....						6,327		318,538		354,350
Silk goods.....						16,496		13,139		16,420
Spirits and liquors.....						6,044		10,122		8,910
Galls.....						52,413		116,478		50,885
Sugar.....					27,248	87,375	37,621	50,885	121,292	121,292
Tobacco.....					251,042	84,769	37,621	47,126	167,749	167,749
Tea.....		51,747		54,784		74,085		91,561		85,989
Wines.....					155,739	31,699	107,199	23,395	157,355	33,283
Wood.....					16,413	35,599	17,289	36,690	21,635	47,372
Woolen goods.....		25,258		16,352		110,327		44,335		52,726
All other articles.....					69,879	29,721	77,675	39,594	20,561	34,076
Total imports.....		2,521,627		3,272,152		3,667,749		3,891,955		3,879,592

BRITISH EAST AFRICA PROTECTORATE.

Total Quantities and Values of the Principal Articles of Merchandise Exported during the Years ended March 31, 1905 to 1909, inclusive.

ARTICLES.	1904-5.		1905-6.		1906-7.		1907-8.		1908-9.	
	Quantity.	Value.	Quantity.	Value.	Quantity.	Value.	Quantity.	Value.	Quantity.	Value.
Animals.....	No.	8								
Buttles (bottles).....		19,855	16,396	1,821	16,887	1,015	17,719	3,362	22,679	
Chillies.....	Cwt.	16,479	29,365	324,691	30,499	600,992	19,463	127,619	23,988	
Copra.....	"	15,805	15,810	37,068	77,623	1,865	6,051	2,219	3,149	
Cotton.....	"			4,119	17,511	22,099	102,763	27,653	72,946	
Grain.....	"			193,354	36,652	13,215	131,385	17,708	293,801	
Hides and skins.....	"	123,846	179,575	293,732	17,406	246,321	136,248	243,153		
Horns and teeth.....	"	392,181	544,556	19,779	687,217	53,860	742,780	36,252	421,268	
Ivory.....	"			104	11,777	162	9,685	811	21,851	
Mangrove bark.....	Tons.	279,668	301,658	1,118	331,989	1,528	376,276	1,941	432,597	
Peanuts.....	"			3,711	22,253	1,804	18,767	3,513	24,471	
Potatoes.....	"	13,879	18,362	19,346	14,115	16,819	16,819	8,766	14,950	
Rubber.....	Cwt.	122,181	211,429	3,729	271,289	3,257	234,473	1,994	110,210	
Wax.....	"			3,783	89,201	9,243	251,232	5,310	144,325	
All other articles.....					23,715		232,671		238,966	
Total exports.....		1,044,274	1,538,552		2,046,176		2,407,588		1,965,364	

BRITISH GUIANA.

TOTAL Quantities and Values of the Principal Articles of Merchandise Imported during the Years ended March 31, 1905 to 1909, inclusive.

ARTICLES.	1904-5.		1905-6.		1906-7.		1907-8.		1908-9.	
	Quantity.	Value.	Quantity.	Value.	Quantity.	Value.	Quantity.	Value.	Quantity.	Value.
		\$		\$		\$		\$		\$
Agricultural implements.....		27,754		26,034		26,990		22,803		22,958
Animals, living.....	No.	44,024	914	69,287	965	84,127	773	61,223	763	64,464
Baron and banis.....	Lbs.	207,765	242,896	33,752	248,699	38,384	264,480	40,580	252,339	38,065
Beef, pickled.....	Btls.	4,455	94,795	7,151	6,848	87,107	5,587	128,361	6,782	115,514
Boots and shoes.....		95,767	80,218	80,218	122,635	122,635	128,361	128,361	91,970	91,970
Bread and bisemits.....	Lbs.	534,311	30,135	459,601	365,247	22,892	416,764	30,071	343,443	27,661
Breeds.....	No.	530,890	17,672	617,473	20,530	28,690	17,408	492,635	31,441	31,441
Butter.....	Lbs.	470,386	93,878	445,227	97,334	503,927	116,479	491,108	517,323	116,611
Cattle-foods.....	Lbs.	1,176,871	16,497	1,237,931	17,922	1,236,294	18,891	1,284,591	1,288,406	20,975
Cement.....	Btls.	7,751	17,808	14,198	28,088	8,740	16,985	11,785	13,886	26,003
Cheese.....	Lbs.	213,652	29,043	226,659	230,865	34,730	249,828	38,898	260,315	39,179
Clothing.....		30,264	41,337	41,337	37,646	37,646	19,738	19,738	54,879	54,879
Coal.....	Tons.	24,986	118,256	28,134	127,880	36,812	163,741	147,726	33,524	154,246
Confectionery.....	Lbs.	86,369	14,685	81,965	13,813	96,696	15,704	18,179	103,022	16,081
Cordage and twine.....		262,342	34,464	245,964	32,890	327,132	48,129	349,823	305,205	38,265
Drugs, chemicals, apothecaries wares, including medicines.....		70,012	74,513	74,513	81,899	81,899	80,442	80,442	83,527	83,527
Farmaceous foods.....	Lbs.	1,675,945	39,423	1,484,932	34,928	1,414,434	37,163	1,763,096	1,605,600	47,779
Fish, dried.....	Cwt.	40,785	236,133	48,127	282,984	46,583	254,438	232,366	48,737	228,763
" other.....		71,410	87,813	87,813	87,813	87,813	87,813	91,710	93,875	93,875
Flour.....	Btls.	108,507	856,038	172,110	803,946	177,342	731,842	195,444	188,891	966,482
Fruits and vegetables, dried, canned or preserved.....	Lbs.	221,257	17,562	207,989	15,486	226,097	20,254	237,810	242,786	21,076
Glass manufactured, including lamps and lanterns.....		28,273	29,711	29,711	33,960	33,960	37,271	37,271	45,012	45,012
Grain.—Oats.....	Lbs.	4,227,676	70,602	4,737,601	80,655	5,137,780	90,601	5,458,845	128,229	92,934
" ".....	"	20,512,335	455,482	13,280,373	274,706	6,102,476	131,563	2,126,357	51,994	31,294
" ".....	"	7,089,374	160,452	6,909,204	133,406	7,239,222	184,472	6,484,375	170,949	170,373
" ".....	"	224,656	79,557	104,182	34,837	155,570	158,150	52,373	4,494	697
" ".....	"	183,164	183,164	183,164	217,754	217,754	220,754	252,680	290,227	290,227
" ".....	"	78,315	78,315	78,315	111,559	111,559	111,559	111,640	99,477	99,477
" ".....	"	48,656	48,656	48,656	63,297	63,297	68,201	68,201	68,385	68,385
Guns, viz.: Ballata gun, &c.....	Cwt.	10,554	29,886	16,682	52,050	15,682	51,371	20,651	18,110	62,097
Haberdashery and millinery.....	Lbs.	288,726	26,172	373,620	34,634	311,014	33,187	373,315	328,469	328,469
Hardware and cutlery.....		288,726	26,172	373,620	34,634	311,014	33,187	373,315	328,469	328,469
Hats and caps.....		288,726	26,172	373,620	34,634	311,014	33,187	373,315	328,469	328,469
Iron or steel in bars, rods, &c.....		288,726	26,172	373,620	34,634	311,014	33,187	373,315	328,469	328,469
Lard.....		288,726	26,172	373,620	34,634	311,014	33,187	373,315	328,469	328,469
Lime.....		288,726	26,172	373,620	34,634	311,014	33,187	373,315	328,469	328,469

SESSIONAL PAPER No. 10F

Linens, cotton and woollens.....	715,181	820,129	4,187,695	895,198	828,522	1,030,022
Lumber.....	136,202	152,441	565,697	135,792	203,382	120,321
Machinery, including sewing machines.....	102,947	280,943	79,312	335,859	369,333	455,301
Malt liquors.....	611,908	796,375	14,340	686,713	123,049	119,967
Manures.....	12,277	14,249	70,369	10,101	666,120	905,192
Meats, canned.....	46,089	14,249	70,369	10,101	12,942	15,084
Milk, condensed.....	632,297	531,974	616,570	60,226	59,191	58,579
Oils.....	183,237	653,289	1,488,922	214,487	280,294	220,593
Onions.....	32,512	1,469,516	1,488,922	41,101	33,159	33,766
Paints and colours.....	19,555	27,026	25,397	25,397	29,216	30,635
Paper.....	30,032	35,143	49,853	49,853	61,020	49,894
Pork, pickled.....	175,994	190,233	12,856	204,422	196,914	191,571
Potatoes.....	116,071	116,522	109,680	109,680	116,269	110,327
Provisions, ground.....	40,482	32,567	25,789	25,789	42,549	38,957
Shooks.....	26,314	22,961	26,312	26,312	23,917	34,519
Soap.....	61,829	72,880	65,921	65,921	71,477	69,071
Spirits and wines.....	133,628	138,530	144,336	144,336	125,390	147,971
Stationery.....	39,385	38,002	39,700	39,700	35,818	37,955
Staves.....	44,017	361,232	784,010	85,638	43,311	1,037,725
Tobacco.....	97,521	624,266	691,365	169,830	125,812	123,496
All other articles.....	927,094	394,910	1,093,450	1,093,450	1,217,657	1,161,256
Totals (mdse).....	6,907,936	7,500,545	7,573,716	7,573,716	7,910,626	8,271,829
Coin and bullion.....	130,065	102,865	267,100	267,100	280,388	260,990
Total imports (except transit trade).....	7,038,001	7,603,460	7,840,816	7,840,816	8,190,014	8,532,819
Transit trade.....	282,436	373,128	275,046	275,046	323,707	291,127
Total imports.....	7,380,437	7,978,588	8,115,862	8,115,862	8,473,721	8,823,946

BRITISH GUIANA.

Total Quantities and Values of the Principal Articles of Merchandise Exported during the Years ended March 31, 1905 to 1909, inclusive.

ARTICLES.	1901-5.		1905-6.		1906-7.		1907-8.		1908-9.	
	Quantity.	Value.	Quantity.	Value.	Quantity.	Value.	Quantity.	Value.	Quantity.	Value.
		%		%		%		%		%
Bahaba	733,328	252,530	617,513	222,859	752,189	277,113	973,269	119,989	1,101,233	171,796
Cattle food, including molasses	8,966	176,212	11,463	266,917	12,961	191,158	3,576	163,129	9,277	111,327
Charcoal	79,913	16,128	61,211	32,131	63,919	31,110	83,241	41,846	80,011	39,187
Coal	2,741	9,631	3,817	13,633	2,732	8,591	2,976	2,214	2,214	6,616
Diamonds, rough	10,478	78,698	1,292	21,216	4,113	32,627	1,863	14,529	5,063	40,733
Flour	5,434	27,104	1,674	23,045	4,599	17,878	2,668	12,527	3,829	18,169
Molasses	123,154	71,336	276,631	12,873	311,127	56,781	114,722	19,698	146,885	34,518
Rice	904,133	21,010	163,331	16,017	3,685,000	91,133	7,604,130	194,128	8,739,887	253,500
Rum	2,671,381	391,022	3,536,781	581,300	3,342,896	529,610	3,640,988	164,928	3,361,185	892,092
Sugar, raw	106,716	6,146,861	116,556	5,794,145	114,951	5,083,617	100,737	4,819,325	115,213	6,037,274
Timber	243,315	117,287	276,765	119,706	170,385	71,670	232,669	97,310	191,409	78,881
All other articles		252,959		270,296		310,245		324,297		319,663
Totals (mdse.)		7,494,808		7,343,178		6,766,893		6,520,317		8,306,396
Coin and bullion :-										
Bullion—gold	94,738	1,032,311	95,182	1,692,194	86,371	1,536,662	65,835	1,150,380	74,339	1,311,068
" silver		87,475		162,294		331,316		220,950		190,176
Coin, gold and silver										
Total exports (except transit trade)		9,274,394		9,197,966		8,571,871		7,891,701		9,808,930
Transit trade		282,436		575,128		273,046		323,707		291,127
Total exports		9,557,030		9,573,094		8,846,917		8,215,408		10,100,047

SESSIONAL PAPER No. 10f

BRITISH HONDURAS.

VALUE of the Total Imports and Exports from and to each Principal Country during the Years ended December 31, 1904 to 1908, inclusive. (*Including Coin and Bullion.*)

IMPORTS.		COUNTRIES.					EXPORTS.				
1904.	1905.	1906.	1907.	1908.		1904.	1905.	1906.	1907.	1908.	
497,449	495,873	587,456	665,009	680,454	<i>British Empire.</i>	418,459	470,750	576,241	454,102	478,145	
901	1,287	551	65	1,169	United Kingdom.....	7,735	17,400	29,800			
5,615	8,401	7,356	5,168	5,397	British West Indies.....						
					Canada.....						
					Grand Cayman.....				27,017		
105	54	2	53	54	Other British Possessions.....						
474,070	505,615	595,765	670,293	696,984	Totals, British Empire.....	426,194	488,150	606,041	481,119	478,145	
					<i>Foreign Countries.</i>						
435	274	347	1,315	848	Belgium.....						
		750	15	137	Costa Rica.....		1,913	1,270		517	
25,541	28,073	16,126	38,653	25,418	France.....	50,110	10,358	11,000		21,510	
27,448	24,206	34,829	70,535	71,977	Germany.....						
6,999	5,130	5,339	12,322	34,770	Guatemala.....	26,890	11,639	12,631	21,451	26,843	
794	2,008	1,901	1,771	2,895	Holland.....					2,000	
55,313	86,423	70,487	61,688	75,160	Honduras.....	248,425	223,300	256,103	334,991	238,322	
474,892	264,999	315,430	191,581	599,184	Mexico.....	84,417	115,841	187,473	221,130	219,457	
6	337	6,531	4,309	11,375	Spain.....						
991,613	957,481	1,123,681	1,300,917	1,452,411	United States.....	981,313	955,535	911,373	1,146,808	1,210,626	
238	1,824	761	2,324	5,861	Other Foreign Countries.....	46,462	26,654	3,655	2,537	1,379	
1,283,249	1,376,945	1,604,776	1,745,430	1,979,739	Totals, Foreign Countries.....	1,437,677	1,347,100	1,412,965	1,729,917	1,723,651	
474,070	505,615	595,765	670,293	696,989	Totals, British Empire.....	426,194	488,150	606,041	481,119	478,145	
1,757,319	1,870,560	2,200,541	2,415,723	2,676,723	Grand totals.....	1,863,871	1,835,250	2,019,006	2,211,036	2,201,799	

BRITISH HONDURAS.

TOTAL Quantities and Values of the Principal Articles of Merchandise Imported during the Years ended December 31, 1904 to 1908, inclusive.

ARTICLES.	1904.		1905.		1906.		1907.		1908.	
	Quantity.	Value.	Quantity.	Value.	Quantity.	Value.	Quantity.	Value.	Quantity.	Value.
		£		£		£		£		£
Aerated waters.....		6,572		4,896		10,108		11,497		7,315
Bacon and hams.....		23,976		20,591		28,639		34,384		31,431
Beef and pork.....	5,300	73,746	5,188	71,925	5,290	89,077	6,300	99,736	5,196	75,755
Beer, porter, cider and perry.....	21,511	14,927	18,029	12,982	32,743	22,827	41,388	27,143	34,132	22,636
Books and stationery.....		9,289		8,263		7,061		7,762		4,763
Boots and shoes.....		89,371		61,802		88,823		107,063		111,086
Butter.....		27,442		28,040		29,002		37,807		30,980
Candles of all kinds.....	46,800	4,190	53,674	4,905	49,695	4,879	55,473	49,237	6,432	
Cheese.....		13,037		14,493		13,979		18,227		19,389
Chocolate (a chewing gum).....		43,344		135,524		105,314		108,499		176,961
Clothing.....		27,114		29,635		34,165		31,128		52,547
Coal and coke.....	803	4,713	1,051	5,258	790	4,440	947	5,294	13,593	
Coffee.....	98,040	7,666	142,116	12,107	128,573	11,251	153,869	13,297	11,975	
Confectionery.....		7,793		11,115		10,579		14,238		13,389
Cotton goods.....		308,781		232,523		322,680		393,760		289,252
Drugs and chemicals.....		29,124		31,701		31,730		32,739		36,413
Earthenware and glassware.....		11,433		12,497		14,146		16,368		16,368
Farmacuticals.....		5,042		5,290		4,850		12,132		8,963
Fish, salted.....		6,623		7,641		6,140		8,213		6,609
Flour.....		103,435		110,415		89,418		110,072		116,302
Furniture.....				7,977		8,114		12,958		8,697
Government stores.....		11,722		14,901		10,962		15,366		21,812
Grain:—										
Indian corn.....		5,244		22,754		6,300		19,142		7,394
Rice.....		29,345		40,276		40,973		42,680		29,750
Hardware and cutlery.....		65,879		72,268		73,416		89,645		73,049
Hats.....		19,638		15,741		21,210		28,027		23,087
Hay and oats.....		6,605		10,917		13,607		16,152		19,489
Iron roofing.....		7,169		15,629		10,987		16,499		15,280
Lard.....		11,916		13,939		16,807		25,021		29,372

BRITISH HONDURAS.

Total Quantities and Values of the Principal Articles of Merchandise Exported during the Years ended December 31, 1904 to 1908, inclusive.

ARTICLES.	1904.		1905.		1906.		1907.		1908.	
	Quantity.	Value.	Quantity.	Value.	Quantity.	Value.	Quantity.	Value.	Quantity.	Value.
Bananas	Bels.	508,200	127,430	554,700	149,225	725,000	181,250	652,930	471,600	112,294
Boots and shoes	Lbs.	773,323	171,806	1,523,663	299,009	1,517,898	15,385	26,905	1,790,865	21,591
Chocolate	No.	3,391,250	48,074	4,929,700	74,804	5,527,985	83,077	4,550,175	5,072,150	521,958
Cocoanuts	Lbs.					42,800	5,246	46,435	29,174	83,068
Cocoa						3,314	3,314	11,210	9,057	5,657
Corn, Indian						103,903	103,903	133,178	11,210	2,356
Cotton goods						9,684	9,684	10,689	10,689	90,561
Drugs and chemicals						5,356	5,356	6,137	6,137	7,368
Earthenware and glassware						17,913	17,913	20,000	20,000	4,709
Fruit						19,590	19,590	26,609	26,609	23,302
Hardware and cutlery						7,382	7,382	10,098	10,098	28,171
Iron						4,307	4,307	6,915	6,915	3,961
Iron tools										
Lard										
Meats										
Bacon and lard										
Beef and pork	Bels.					992	7,567	9,379	1,631	7,199
Oils							12,686	18,049	16,063	16,063
Paints							7,960	7,820	7,820	3,452
Plantains	No.	2,033,500	15,291	1,665,000	11,806	1,817,175	3,617	7,318	2,342	2,342
Provisions							12,731	849,550	939,000	7,125
Rice							50,030	55,256	49,967	49,967
Rubber	Lbs.	28,042	18,252	22,926	15,921	22,108	7,016	9,253	6,968	6,968
Soap							18,362	24,968	27,802	18,054
Spices and wines	Galls.					26,718	14,027	17,096	17,096	13,952
Sugar, refined							31,439	45,561	26,292	30,155
Sugar, raw	Lbs.					58,782	6,701	10,468	6,896	6,896
Tortoise shell	"	2,272	12,272	2,778	14,115	3,783	5,872	113,156	107,425	4,297
Wood and timber							26,008	2,987	2,492	12,022
Cedar	Pl.	798,651	36,279	415,738	21,239	697,055	35,639	406,334	736,639	38,094
Logwood	Tons.	11,381	205,515	9,572	184,229	9,335	174,466	128,252	5,775	110,046

SESSIONAL PAPER No. 10f

Mahogany..... Ft.	9,811,680	574,548	9,957,826	549,099	11,037,480	584,598	9,569,566	536,711	14,398,422	782,522
All other articles.....	410,376	387,663	9,957,826	387,663	11,037,480	168,998	9,569,566	168,377	14,398,422	147,404
Totals (mdsc).....	1,019,873	1,709,536	9,957,826	1,709,536	11,037,480	1,954,779	9,569,566	2,067,662	2,201,799	2,175,659
Coin and bullion.....	243,998	125,714	9,957,826	125,714	11,037,480	64,827	9,569,566	143,344	2,201,799	26,140
Total exports.....	1,863,871	1,835,250	9,957,826	1,835,250	11,037,480	2,019,006	9,569,566	2,211,036	2,201,799	2,201,799

SESSIONAL PAPER No. 10f

3,732,309	4,372,569	5,790,871	5,168,699	14,306,068	14,736,919	19,772,036	20,285,520
598,670	601,276	627,826	712,580	2,418,961	1,780,070	1,803,109	2,529,318
33	37	6,794	195	260,300	263,812	322,476	390,500
1,265,414	1,204,261	1,081,092	1,193,030	4,299,819	4,773,028	5,751,012	5,339,765
1,176,404	1,285,061	1,610,401	2,168,009	9,743,107	11,451,545	7,487,345	8,881,451
2,017,527	1,811,305	2,304,411	5,805,233	452,540	1,518,871	1,149,559	1,304,538
590,201	689,335	632,087	547,331	1,192,026	1,007,503	1,018,668	1,304,538
.....	114,514	498,559	66,143	62,667	78,503	198,333
1,672,716	282,996	107,651	401,378	582,913	596,876	752,853	985,539
397,189	544,811	564,812	576,098	297,702	377,138	416,511	430,469
58,853	107,738	95,197	137,918	1,169,388	1,535,181	1,582,656	1,377,306
460,949	737,146	818,736	1,636,680	1,422,460	1,266,643	1,362,016	2,282,509
1,500,965	2,264,312	2,547,056	3,237,296	9,731,512	13,029,456	15,651,434	13,532,992
800,635	765,578	966,353	918,851	2,321,466	2,428,268	2,442,485	2,636,320
28,939,397	28,688,211	29,369,916	37,527,783	81,544,751	89,799,722	97,537,436	101,601,815
100,766,541	95,317,146	106,138,651	125,148,983	81,658,159	78,368,068	84,741,981	81,089,565
129,705,818	121,005,360	135,503,567	162,676,766	165,692,910	168,167,790	182,279,420	182,691,380
			143,897,580				158,951,352

Details not to hand.

Details not to hand.

9-10 EDWARD VII., A. 1910

BRITISH INDIA.

Total Quantities and Values of the Principal Articles of Merchandise Imported, exclusive of Government Stores and Treasure, during the Years ended March 31, 1905 to 1909, inclusive.

Note:—Rx. = 10 Rupees. Rupee = 32.4 cents.

ARTICLES.	1904-5.		1905-6.		1906-7.		1907-8.		1908-9.	
	Quantity.	Value.	Quantity.	Value.	Quantity.	Value.	Quantity.	Value.	Quantity.	Value.
Animals, living No.	27,996	592,763	13,879	494,145	15,648	465,379	12,547	440,962	9,588	305,615
Apparel		2,289,963		2,218,339		2,112,341		2,583,065		2,417,258
Arms, ammunition and military stores		281,721		220,346		708,055		487,297		324,753
Books and stationery		687,361		701,999		498,329		775,161		841,692
Building and engineering materials		333,073		459,914		73,244		525,813		615,808
Candles Lbs.	2,880,165	84,560	3,011,901	86,798	2,410,464	73,244	2,683,755	88,049	2,415,063	77,216
Chemicals, drugs, medicines, &c. —										
Chemicals		613,255		689,214		687,593		792,856		746,822
Drugs, medicines and narcotics		1,264,074		1,336,199		946,660		1,753,353		1,522,850
Dyeing and tanning materials		926,800		947,281		184,319		1,042,336		1,001,953
Clocks and watches No.	551,879	192,388	557,736	187,007	464,605	483,995	508,137	200,155	489,321	184,509
Coal Tons	252,363	414,645	179,935	321,179	257,263	308,348	308,348	593,484	453,806	822,477
Corals, real	191,942	54,079	127,325	43,637	98,171	32,777	79,736	21,365	89,325	18,501
Cotton, raw Cwt.	192,554	638,539	161,476	540,328	116,198	458,897	157,529	709,552	125,487	530,301
" twist and yarn Lbs.	30,575,855	2,487,648	45,776,742	3,425,399	37,673,288	3,223,159	37,315,737	3,693,245	41,524,055	3,648,831
" piece goods 1,000 Yds.	2,288,381	33,734,876	2,463,232	36,953,501	2,318,290	35,644,341	2,531,733	42,043,674	1,992,513	32,219,129
" handkerchiefs and shawls, in the piece No.	14,366,998	249,991	18,390,590	349,633	25,908,216	362,246	14,318,410	403,905	19,733,785	449,535
" thread, sewing Lbs.	1,138,601	227,822	1,292,104	296,144	1,273,637	264,142	1,353,794	284,616	1,192,556	281,692
" all other, u.s.s.		1,346,474		1,438,420		1,423,600		1,615,108		1,415,399
Earthenware and porcelain		293,181		336,078		389,982		422,214		423,785
Flax manufactures		212,249		205,171		201,337		265,198		247,376
Fruits and vegetables		84,206		106,630		90,586		149,973		109,594
Glass and glassware		1,125,710		1,124,711		1,211,411		1,443,177		1,169,329
Gums and resins Cwt.	132,766	163,971	133,772	195,428	168,432	209,297	148,875	194,788	132,365	167,480
Hardware and cutlery including plated ware		2,379,247		2,295,733		2,653,506		3,165,456		2,925,818
Instruments, apparatus, appliances, and parts thereof		743,967		912,869		1,198,686		1,363,264		1,298,107

SESSIONAL PAPER No. 10f

Ivory, unmanufactured	Lbs.	278,702	157,805	242,309	145,238	208,751	127,175	242,941	154,686	236,213	151,515
" manufactured			28,219		24,170		22,498		32,047		18,716
Jewellery and jewels, including plate			1,652,423		1,549,698		1,118,533		861,878		698,688
Liquors	Galls.	6,376,965	1,873,973	6,973,518	2,017,813	6,744,216	1,856,706	6,896,514	2,004,912	6,326,762	1,984,984
Machinery and mill-work		4,027,242	4,925,682		5,888,325		5,790,045		6,585,286		6,615,958
Matches		439,528	588,325				631,273		737,684		745,907
Metals—											
Brass	Cwt.	9,810	57,618	10,783	69,428	11,138	75,050	21,736	129,654	24,579	138,756
Copper		427,233	2,108,953	271,517	1,431,743	211,959	1,393,154	315,290	2,063,459	496,405	2,721,367
Iron	"	5,117,432	3,785,112	4,710,331	3,407,690	3,221,904	4,318,333	5,510,907	4,906,872	5,232,694	4,759,421
Lead	"	134,057	184,058	143,844	189,777	102,455	158,255	123,077	205,033	183,267	163,654
Quicksilver	Lbs.	288,562	39,076	256,562	39,963	265,269	40,719	159,226	25,187	232,246	37,238
Steel	Owt.	4,231,622	2,340,388	5,700,274	3,236,218	5,252,626	3,249,870	6,827,189	4,758,471	6,386,692	4,284,485
Tin	"	391,323	393,602	21,152	241,729	20,336	294,406	32,171	434,771	37,142	424,636
Zinc or spelter	"	82,903	146,245	74,672	148,993	91,398	156,284	70,327	156,284	80,028	152,729
All other, n.e.c.s.	"	38,710	293,836	43,897	274,166	38,379	362,544	58,867	431,444	47,776	295,613
Total metals			9,318,838		9,042,797		10,039,651		13,191,421		13,062,909
Oils, mineral			3,325,055		2,236,056		2,426,967		3,133,294		3,909,074
Oils, other			168,089		208,566		340,789		501,606		249,416
Paints and colours			469,197		492,536		567,466		623,768		596,539
Paper and pasteboard			643,729		704,898		801,111		992,426		926,340
Provisions			2,165,790		2,385,619		2,423,341		2,740,069		2,813,222
Railway plant and rolling stock			1,469,659		1,622,618		1,158,390		7,200,524		7,419,901
Salt	Tons.	486,980	711,298	464,531	657,187	467,949	667,739	538,684	802,119	588,887	840,760
Silk, raw	Lbs.	1,858,709	731,112	1,645,696	711,965	1,422,467	568,027	2,050,839	981,514	2,168,458	1,018,899
Silk, manufactured			2,118,150		1,901,510		1,825,047		2,134,866		2,281,373
Spices		114,847,322	1,032,355	117,634,410	1,109,588	128,156,418	1,439,290	128,868,048	1,561,696	130,353,527	1,373,998
Sugar	Owt.	6,936,817	6,902,732	8,271,129	7,774,529	11,104,035	8,738,111	11,179,765	9,227,044	12,078,233	10,906,069
Umbrellas	No	2,129,463	189,906	2,091,976	197,327	1,845,280	188,391	2,011,211	193,677	1,735,678	192,782
Wood, unmanufactured			587,363		831,304		809,236		829,056		737,376
" manufactured			68,431		75,088		51,999		71,507		64,530
Wool, raw		2,117,734	68,061	2,908,039	91,840	2,451,257	86,451	2,968,447	114,522	2,557,913	79,473
Woolen goods			3,676,428		2,425,188		2,952,167		2,747,651		2,910,991
All other articles			4,637,661		5,534,645		6,288,177		7,233,699		8,020,897
Totals (mdse)			96,678,288		103,084,071		108,307,582		129,856,338		121,265,727
Com and bullion			33,927,530		29,921,289		27,290,986		32,820,429		22,631,833
Total imports			129,705,818		124,005,360		135,608,568		162,676,767		143,897,580

BRITISH INDIA.

Total Quantities and Values of the Principal Articles of Merchandise Exported (Home Produce), exclusive of Government Stores and Treasure, during the Years ended March 31, 1905 to 1909, inclusive.

NOTE:—Rs. 10 Rupees. Rupee = 32.4 cents.

ARTICLES.	1904-5.		1905-6.		1906-7.		1907-8.		1908-9.	
	Quantity.	Value.	Quantity.	Value.	Quantity.	Value.	Quantity.	Value.	Quantity.	Value.
		Rx.		Rx.		Rx.		Rx.		Rx.
Coffee	329,647	1,660,976	369,182	1,756,724	228,094	996,178	214,234	1,114,520	302,022	1,389,979
Cotton, raw	5,657,743	17,434,687	7,399,531	21,341,620	7,400,839	21,978,461	8,562,021	25,702,530	6,798,411	19,708,197
" twist and yarn	247,894,737	9,815,681	297,634,314	12,387,687	243,513,827	10,396,332	15,575,798	8,973,067	235,469,089	9,680,630
" piece-goods	87,436,469	1,651,445	91,974,962	1,863,872	76,638,337	1,633,661	74,127,355	1,637,476	77,988,961	1,703,639
" handkerchiefs and shawls, in the piece	2,613,138	122,248	1,892,602	91,223	1,179,586	61,796	2,115,582	102,876	2,124,161	106,705
" thread, sewing	107,577	8,963	155,319	12,343	159,281	12,489	102,042	12,329	149,992	12,271
" all other, n.e.s.		44,853		68,075		43,772		40,883		34,022
Drugs, medicines and narcotics, &c.—										
Chemicals		376,349		400,137		434,613		436,649		466,965
Drugs and medicines		178,229		161,076		115,776		142,673		154,231
Opium		93,844		9,471,767		94,449		89,976		9,349,243
Tobacco	13,380,126	208,127	14,272,042	231,041	22,320,165	300,598	21,158,639	293,159	11,927,023	232,168
Indigo	49,252	834,607		586,378		700,477		321,490		490,479
Myrabolans	1,187,585	423,906	1,206,338	446,068	1,162,219	433,739	1,393,294	589,525	1,466,840	572,630
All other dyeing and tanning materials, n.e.s.		141,901		148,922		249,238		266,073		207,800
Grain and pulse:—										
Rice (not in husk)	48,873,297	19,472,250	42,211,869	18,410,641	38,054,654	18,325,533	37,700,155	20,150,091	29,673,771	15,700,232
Wheat	43,000,502	17,906,069	18,750,467	8,334,400	16,028,914	7,254,465	17,609,183	8,586,035	2,195,145	1,340,078
Other sorts		3,742,866		2,380,268		2,079,083		2,773,643		1,328,315
Guns and resin		51,075		39,376		74,483		73,676		33,699
Hides and skins	31,612,046	7,054,139	43,052,508	10,098,682	33,783,781	10,893,997	25,473,941	7,051,802	33,461,216	9,338,674
" tanned	17,319,297	2,851,717	19,801,637	3,658,432	21,375,080	4,451,254	20,321,243	3,899,732	20,340,179	4,128,550
Jute, raw	12,875,312	11,965,646	14,480,407	17,125,664	15,970,478	26,838,681	14,191,597	17,972,861	17,879,963	19,834,555
Jute and hemp yarn and manufactures		9,938,868		12,447,384		15,710,230		18,297,644		15,735,999
Lace	240,131	3,076,412	274,445	3,180,116	269,276	3,499,774	362,748	4,083,059	380,816	2,794,696
Metals		326,542		527,305		914,958		1,036,850		818,423
Oils		1,003,068		816,825		698,596		858,174		944,433
Provisions		657,290		710,723		651,112		751,559		761,065
Seeds	26,873,744	14,410,856	17,575,886	10,609,227	19,735,690	13,021,729	23,184,859	16,815,163	16,242,695	11,678,136
Silk, raw	1,343,663	496,998	1,779,316	563,968	1,943,438	680,502	1,943,126	637,315	1,533,644	540,508
" manufactures		73,060		71,311		68,607		83,093		73,271

SESSIONAL PAPER No. 10f

Spices.....	Lbs.	31,441,870	694,010	37,701,229	907,866	26,513,803	602,038	25,710,821	526,971	28,503,942	583,333
Sugar.....	Cwt.	218,657	146,298	256,436	184,101	187,789	107,010	219,407	125,099	135,263	123,822
Tea.....	Lbs.	211,887,158	8,465,487	214,223,788	8,817,004	233,653,637	9,857,761	227,021,657	10,300,349	233,961,538	10,393,712
Wood.....	Lbs.	38,571,968	784,176	42,514,498	896,017	43,909,898	831,748	39,780,690	826,863	43,365,760	576,165
Wool, raw.....	Lbs.	1,891,075	226,748	42,514,498	2,114,728	43,909,898	2,425,535	39,780,690	2,103,453	43,365,760	2,083,723
" manufactures.....	Lbs.	226,748	226,748	42,514,498	297,534	43,909,898	229,284	39,780,690	271,931	43,365,760	250,479
All other articles.....	Lbs.	5,378,495	5,378,495	42,514,498	6,647,746	43,909,898	7,155,828	39,780,690	7,608,517	43,365,760	7,366,656
Totals—Home produce.....	Lbs.	154,141,271	154,141,271	42,514,498	158,189,223	43,909,898	173,082,374	39,780,690	173,477,817	43,365,760	149,823,949
Foreign ".....	Lbs.	3,373,073	3,373,073	42,514,498	3,528,810	43,909,898	3,484,039	39,780,690	3,769,335	43,365,760	3,170,730
Totals (mdse).....	Lbs.	157,514,344	157,514,344	42,514,498	161,718,033	43,909,898	176,566,413	39,780,690	177,245,152	43,365,760	152,994,679
Coin and bullion.....	Lbs.	8,088,566	8,088,566	42,514,498	6,449,757	43,909,898	5,713,008	39,780,690	5,446,228	43,365,760	5,956,673
Total exports.....	Lbs.	165,602,910	165,602,910	42,514,498	168,167,790	43,909,898	182,279,421	39,780,690	182,691,380	43,365,760	158,951,352

BRITISH SOUTH AFRICA.

VALUE of the Total Imports and Exports from and to each Principal Country during the Years ended December 31, 1906 to 1908, inclusive.

IMPORTS.			EXPORTS.		
1906.	1907.	1908.	1906.	1907.	1908.
82,433,172	71,832,517	66,875,685	135,947,297	219,564,567	205,914,180
9,532,511	9,406,453	7,976,498	57,869	71,978	632,779
520,386	346,871	52,171	453	2,506	11,889
3,367,231	3,873,721	3,672,717	399	82,682	391,188
42,851	38,515	38,568	29	3,733	6,971
1,991,937	1,927,594	2,658,289	1,854	462	72,718
496,194	586,000	700,805	5	58	58
43,274	39,503	34,402	14,431	74,397	189,153
2,338,515	1,847,061	1,399,853	10	32,543	77,935
133,735	72,766	72,766	7,144	18,524	33,536
100,961,232	90,120,082	83,572,710	195,629,901	219,852,392	207,330,410
Totals, British Empire.....			Totals, British Empire.....		
			<i>Foreign Countries.</i>		
4,471,725	2,240,195	1,297,225	1,913	12,254	45,372
893,749	619,692	586,404	15,267	3,465	7,596
1,801,022	1,405,026	1,396,188	1,498,806	2,001,909	1,020,580
1,800,498	1,457,381	1,614,062			
397,621	989,880	333,495			
312,391	244,265	153,309			
147,956	129,270	110,240			
161,458	151,677	96,281			
212,015	257,315	258,590	243	287	49
116,089	59,359	30,344			
2,533,973	2,183,091	1,927,969	39	49	49
11,097,163	9,624,281	10,386,731	35	370	102
38,880	8,186	127,862	309,194	333,868	143,153
62,162	83,259	76,076	4,993,399	5,564,259	5,648,832
1,681,574	1,740,432	1,791,858	1,000,807	323,648	399,310
			11,339	68,518	276,101

BRITISH SOUTH AFRICA.

Total Quantities and Values of the Principal Articles of Merchandise Imported during the Years ended December 31, 1906 to 1908, inclusive.

Articles.	1906.			1907.			1908.		
	Quantity.	Value.	%	Quantity.	Value.	%	Quantity.	Value.	%
Aerated waters.....									
Ale, beer and stout.....		131,651	71.115		296,112	243,784		71,610	
Animals, living.....		527,811	381,981		296,112	243,784		201,791	
Apparel and slaps.....		1,025,971	548,692		548,692	355,140		355,140	
Arms and ammunition.....		8,119,342	7,708,155		7,708,155	7,706,561		7,706,561	
Bacon and hams (<i>vide</i> meats).		1,181,461	1,000,055		1,000,055	1,015,337		1,015,337	
Bags.....		1,185,413	1,448,632		1,448,632	1,242,484		1,242,484	
Biscuits, fancy.....		422,962	315,973		2,296,145	257,675		257,675	
Blasting compounds and powder.....		1,078,638	1,061,580		6,181,682	1,074,356		1,074,356	
Brass and copper.....		159,996	1,00,325		1,00,325	1,00,541		1,00,541	
Brew-ware.....		257,988	240,220		240,220	213,622		213,622	
Butter and substitutes.....		2,983,354	2,001,337		2,001,337	2,128,252		2,128,252	
Cakes.....		13,765,942	9,524,146		9,524,146	9,389,168		9,389,168	
Candles.....		486,349	81,639		56,137	48,647		48,647	
Canvas and duck.....		1,320,570	1,320,570		11,152,693	645,314		645,314	
Cement.....		222,966	205,417		205,417	146,711		146,711	
Cheese.....		249,210,509	709,530		189,920,142	398,254		398,254	
Clocks and watches.....		5,752,252	753,190		1,761,110	580,155		580,155	
Coal, coke and patent fuel.....		199,334	199,334		193,256	182,392		182,392	
Cocoa and chocolate.....		213,819	574,948		563,735	406,498		406,498	
Coffee, including chicory.....		374,878	291,528		448,748	160,848		160,848	
Condiments.....		28,573,026	2,450,663		25,466,800	1,982,904		1,982,904	
Confectionery.....		7,236,191	78,631		66,780	66,712		66,712	
Cordage and rope.....		1,044,460	1,044,460		6,128,556	869,600		869,600	
Corn, grain and meal:—		269,831	269,831		158,303	152,665		152,665	
Pease and beans.....		126,382	126,382		141,557	141,589		141,589	
Wheat.....		4,541,510	4,541,510		4,067,229	4,194,365		4,194,365	
Wheat flour.....		3,364,833	3,364,833		3,016,214	3,332,027		3,332,027	
Other, N. E. S.....		1,230,040	1,230,040		29,944,869	623,469		623,469	
Cotton manufactures.....		7,655,101	7,655,101		7,158,930	7,622,928		7,622,928	
Disinfectants and germicides.....		117,798	117,798		129,278	104,989		104,989	

SESSIONAL PAPER No. 10f

Drugs, chemicals and apothecary ware.....		3,385,419	3,211,046	3,270,332
Dye-stuffs and substances used in tanning.....		30,631	15,422	17,622
Earthenware and chinaware.....		728,369	568,328	486,107
Eggs.....		883,886	317,845	247,148
Electric materials.....		876,774	732,728	1,014,953
Extracts and essences.....		192,590	153,911	130,115
Pharmaceutical preparations:—				
Catalcal.....	Lbs.	292,365	338,024	270,231
Other, N. E. S.....		324,534	319,914	224,528
Fish:—				
Preserved.....	Lbs.	926,092	660,197	666,904
Other, N. E. S.....	"	210,405	192,759	167,141
Footwear and forage.....		200,634	48,353	27,049
Fruits.....		782,590	683,012	516,675
Furniture.....		2,724,978	1,735,766	1,471,855
Glass.....		699,181	663,189	562,509
Glycerine for manufacturing purposes.....		1,073,382	774,633	907,896
Haberdashery.....		7,505,028	6,653,200	6,999,746
Hardware and cutlery.....		6,333,892	5,398,720	4,812,910
Hats and caps.....		1,181,633	932,635	863,386
Hops.....		125,761	118,542	86,565
Hosiery.....		2,232,948	1,818,445	1,953,728
Implementments Agricultural.....		963,805	1,091,482	961,430
India rubber.....		118,698	247,406	249,144
Instruments: Musical.....		611,618	157,364	393,397
Iron and steel.....		111,138	132,056	128,777
Jewellery.....		3,307,438	4,235,443	3,921,691
Lamps and lampware.....		992,974	411,851	492,663
Lead.....	Lbs.	291,820	160,332	151,850
Leather:—				
Unmanufactured.....		222,027	2,156,551	207,325
Manufactured.....		163,633	111,491	132,020
Other, N. E. S.....		749,906	288,930	563,836
Linen manufactures.....		5,882,720	4,932,887	4,933,954
Machinery:—				
Agricultural.....		211,678	161,220	161,393
Other, N. E. S.....		258,493	157,802	392,956
Mammres.....		9,574,948	8,719,665	8,861,369
Matches.....	Lbs.	290,886	292,735	317,433
Mats and matting.....	Gross	39,556	13,889	12,251
		55,879	50,180	56,672
Meats:—				
Bacon and hams.....	Lbs.	988,877	1,109,395	902,387
Poultry and game.....		278,700	1,282,955	804,022
Preserved.....	"	877,983	2,831,511	382,549
Other, N. E. S.....	"	3,884,714	50,641,545	18,404,691
Milk.....	"	2,292,687	2,087,571	1,631,190
Nitrates for manufacturing purposes.....	"	708,269	938,220	634,381
Oilman's stores.....	"	651,116	41,992,883	516,166
Oils.....		2,411,321	1,910,355	2,366,315
Paints.....		715,064	604,051	539,745
Paper:—				
Printing.....		504,656	549,461	533,627
Other, N. E. S.....		495,110	140,389	489,961

BRITISH SOUTH AFRICA.

TOTAL Quantities and Values of the Principal Articles of Merchandise Imported during the Years ended December 31, 1906 to 1908, inclusive.—*Concluded.*

Articles.	1906.		1907.		1908.	
	Quantity.	Value.	Quantity.	Value.	Quantity.	Value.
		£		£		£
Perfumery and perfumed spirits		234,802		218,833		206,970
Pickles and sauces		193,854		163,156		132,524
Plate, silver and platedware	Lbs.	476,330		496,483	892,139	425,741
Printers' and bookbinders' materials		120,168		126,840		131,892
Railway materials		901,754		1,076,078		496,945
Rice	Lbs.	1,617,130	81,058,164	1,896,219	73,031,918	1,744,700
Salt	"	81,333	28,040,416	95,041	26,110,700	88,836
Seeds		161,048		239,566		189,430
Sheep dip		422,168		436,595		356,712
Silk manufactures		265,345		236,691		236,072
Soap		1,229,613		1,088,649		1,094,805
Spices	Lbs.	88,169	838,415	94,433	851,335	82,427
Spirits, potable		1,904,448		1,635,232		1,431,555
Sporting goods		261,097		296,234		291,270
Stationery and books		3,133,350		2,910,899		2,664,986
Stone		220,197		119,117		84,333
Sugar and sugar products	Lbs.	123,284,335	115,512,411	3,078,171	110,406,104	2,899,672
Tar and kindred substances		93,975	68,299	89,290		89,290
Tea	Lbs.	4,822,149	4,613,177	1,054,826	4,612,885	1,001,522
Tin and tinware		340,783	361,938	304,643		304,643
Tobacco	Lbs.	1,198,315	1,515,502	779,825	1,521,348	742,244
Tramway materials		754,538		281,571		245,270
Vegetables		575,239		236,246		270,995
Vehicles:						
Bicycles, tricycles and parts thereof		840,113	594,283			573,965
Carriages, carts and parts thereof		318,431	150,156			141,834
Other, N. E. S.		688,896	708,144			545,140
Wax		311,875	981,081			884,449
Wines		402,663	270,201			237,382
Wood: Unmanufactured		2,485,217	2,045,611			1,394,487
Manufactured		1,112,733	723,881			693,305
Wool-len manufactures		2,416,631	2,649,642			2,602,314

SESSIONAL PAPER No. 10f

Works of art.....	117,170	101,767	60,055
All other articles.....	6,680,102	4,884,321	3,767,314
Totals (mdse).....	145,317,067	126,033,756	118,932,893
Imports for Colonial Governments.....	8,533,248	7,603,451	4,013,418
Specific.....	3,462,373	3,924,548	4,574,248
Total imports.....	157,318,788	137,563,755	127,520,559

BRITISH SOUTH AFRICA.

Total Quantities and Values of the Principal Articles of Merchandise Exported during the Years ended December 31, 1906 to 1908, inclusive.

ARTICLES.	1906.			1907.			1908.		
	Quantity.	Value.		Quantity.	Value.		Quantity.	Value.	
		£			£			£	
South African Produce—									
Aloes.....									
Animals.....	Lbs.	586,691	19,413	576,398	27,920	838,799	38,616		
Apparel and shops.....			1,220,132		210,939		137,790		
Argets.....			1,012		3,304		2,618		
Articles.....			111,922		163,316		117,327		
Asbestos, raw.....	Lbs.	1,421,968	48,837	1,160,538	38,490	3,269,884	108,176		
Bark, wattle.....	"	33,215,466	434,453	54,478,056	678,380	55,661,909	654,868		
Beech leaves.....	"	290,106	37,809	291,334	44,778	243,472	33,449		
Coal, coke and patent fuel.....	Tons.	555,744	1,986,408	776,526	2,876,745	1,033,610	3,731,254		
Corn, grain and meal.....	Lbs.	2,190,469	33,444	109,538,386	1,078,414	151,242,645	1,756,915		
Diamonds.....			45,053,317	4,469,039	43,669,320	4,445,616	23,343,721		
Drugs, chemicals and apothecary ware.....	Carats.	3,930,875	3,470		2,020		1,183		
Eggs.....			14,824		12,964		13,349		
Feathers.....			6,843,312		8,820,311		8,460,204		
Fish.....	Lbs.	187,668	23,048	1,048,147	76,796	2,929,894	153,982		
Flowers and grasses, dried.....			66,376		127,988		83,872		
Fodder and forage.....	Lbs.	2,362,911	291,901	3,077,107	36,670	18,207,975	158,094		
Fruits.....			91,342		145,552		187,206		
Furniture.....			13,987		4,687		4,570		
Gold.....			125,228,536		144,184,883		156,641,760		
Hair, angora.....	Lbs.	15,737,289	4,138,065	18,704,865	4,700,922	18,186,166	3,455,805		
Hides and skins.....			3,768,002		4,615,936		3,737,935		
Horns.....			33,244		38,563		43,294		
Lead.....			101,148		188,349		48,389		
Leather and skins, of.....			37,940		12,545		13,142		
Meats, including bacon and hams.....	Lbs.	21,081	2,574	48,744	5,791	65,062	9,962		
Ores.....									
Copper, including copper regalis.....			2,510,168		3,272,575		2,309,949		
Tin.....	Cwt.	6,770	175,988	42,569	657,876	42,168	553,486		
Other, N.E.S.....			712,309		280,291		270,124		
Spirits, potable.....			10,985		24,625		49,367		
Stationery and books.....			20,595		23,190		23,871		
Sugar and sugar products.....			2,778		2,166		24,183		

SESSIONAL PAPER No. 10f

Tobacco	11,694	22,260	22,225
Vegetables	35,293	52,982	37,512
Vehicles	235,352	74,951	37,687
Wines	26,552	23,973	27,068
Wood	52,719	11,989	14,089
Unmanufactured	3,343	16,049	1,348
Manufactured	49,376	15,227,390	13,471,912
Wool, raw	13,193,793	97,771,717	285,842
All other articles	112,514	313,344	290,019,744
Total exports of South African produce (induse)	206,324,678	231,631,993	1,992,668
Imported goods re-exported	2,983,495	2,821,026	247,193
Articles exported through the post office	202,006	273,989	1,077,066
Specie	4,201,014	772,605	223,206,671
Total exports	213,713,193	235,501,713	

SESSIONAL PAPER No. 10f

653,938	677,506	591,359	715,922	1,095,529	Holland.....	497,291	344,395	552,732	620,870	703,042
2,039,745	1,511,927	753,875	1,734,959	1,275,041	India (except British).....	156,698	116,291	130,370	62,947	138,366
270,540	322,936	335,195	451,178	424,121	Italy.....	611,950	184,364	377,925	451,164	417,319
1,757,075	1,623,854	1,557,068	1,507,041	1,818,653	Japan.....	158,483	312,131	164,920	304,208	225,570
52,256	496,274	101,490	735,176	1,164,892	Java.....	20,140	19,268	93,863	50,974	19,491
32,003	72,726	35,761	31,545	16,297	Norway.....	10,639	11,262	14,465	21,797	18,755
1,394,814	980,330	166,417	38,681	721,149	Russia in Asia.....	445,996	522,321	1,744,955	2,079,254	2,769,822
50,989	2,961	88,101	21,027	16,762	Russia in Europe.....	4,546,036	3,893,535	4,037,725	6,943,483	7,301,567
61,764	172,768	390,769	627,332	1,004,954	Siam.....	1,787	663	382	728	251
184,864	182,330	193,453	164,432	259,141	Sweden.....	59,572	69,257	77,827	128,968	107,586
433,662	431,801	422,815	428,851	484,760	Switzerland.....	506	622	6,065	9,206	34,958
725,963	801,157	1,375,769	1,002,406	1,097,518	United States.....	8,227,981	8,155,648	10,337,656	11,814,331	10,536,074
56,952	61,116	132,633	92,495	191,112	Other Foreign Countries.....	581,215	845,709	1,319,741	1,501,799	2,145,578
12,705,047	12,630,836	12,526,047	14,643,170	16,115,238	Totals, Foreign Countries.....	31,637,734	29,212,443	35,790,990	41,187,595	43,276,883
103,778,196	102,606,399	110,976,875	114,673,587	114,176,611	Totals, British Empire.....	72,628,192	73,277,616	76,725,924	88,382,406	86,893,523
116,483,243	115,237,235	123,502,922	129,316,757	130,291,909	Totals.....	104,265,926	102,490,059	112,516,914	129,570,001	130,170,406
.....	Coal for use of steamers, Exports.....	13,400,740	13,564,780	13,814,240	13,687,780	13,399,280
116,483,243	115,237,235	123,502,922	129,316,757	130,291,909	Grand totals.....	117,666,666	116,054,839	126,331,154	143,257,781	143,569,686

SESSIONAL PAPER No. 10f

Iron : Galvanized, &c.	Tons.	3,051	597,590	3,815	722,889	3,568	769,755	5,106	1,166,789	3,702	803,226
Hoop.	Cwt.	30,404	192,821	39,836	248,359	34,339	229,968	53,906	400,451	28,456	189,679
Nails and rivets	"	11,508	167,713	19,419	167,783	15,394	135,660	13,904	135,809	13,955	128,981
Leather and manufactures of	"		435,184		261,905		315,353		329,346		354,077
Lead : Pig.	Cwt.	30,908	291,020	48,628	488,942	57,191	609,005	51,283	500,721	73,900	748,100
Tea lead.	Tons.	2,624	706,265	1,827	498,797	1,866	557,756	997	351,165	1,631	548,659
Live Stock : Horned cattle.	No.	22,055	451,651	22,895	470,750	22,959	439,929	19,947	404,613	19,841	402,142
Sheep and goats	"	20,633	148,141	94,966	494,611	108,863	539,736	100,310	496,517	91,942	495,868
Machinery and mill work, including sewing machines.	"		1,105,310		1,116,192		1,064,345		1,143,024		1,285,344
Manures.	"		2,392,385		2,310,212		2,788,355		3,689,274		4,161,429
Matches.	Gross.	222,925	183,822	265,656	200,303	283,197	208,902	236,539	178,021	323,934	259,773
Milk, preserved.	"		275,251		278,155		334,426		370,951		371,711
Oils—Kerosene	"		1,765,614		1,192,168		1,454,603		1,426,017		1,697,467
Other.	"		551,949		599,014		423,551		768,317		728,745
Onions.	Cwt.	195,756	587,375	168,446	505,567	181,783	545,721	213,337	642,306	204,841	614,753
Opium.	Lbs.	21,692	389,368	20,082	359,790	18,885	336,110	22,284	398,946	16,367	294,216
Paints and colours.	Cwt.	8,199	129,235	8,628	139,844	10,653	173,270	9,834	167,597	9,346	168,985
Paper.	"		356,821		412,634		410,021		429,776		483,213
Peanut (cocoanut cake)	Cwt.	404,871	1,619,871	378,994	1,515,977	346,503	1,386,024	372,774	1,493,150	339,181	1,363,741
Potatoes.	"	82,007	343,025	82,796	366,527	93,883	418,850	97,425	504,245	88,379	448,132
Railway materials.	"		40,584		118,499		156,930		20,032		11,694
Rubber, mfrs. of	Lbs.										
Seeds, plants and roots (except for food)	"										
Silk manufactures.	"		197,251		230,452		183,794		249,195		361,579
Soap.	Cwt.	465,165	390,783	18,927	406,343	18,766	423,715	432,966	483,811	21,113	474,943
Spirits—Brandy	Galls.	17,625	321,780	46,023	342,501	46,037	338,075	52,282	359,308	52,766	367,885
Gin.	"	71,372	243,579	89,270	289,164	78,760	229,875	165,769	296,671	103,559	325,942
Whiskey.	"	77,784	493,867	78,538	488,641	78,869	491,601	87,035	533,687	89,798	571,733
Stationery, except paper.	"		183,866		176,599		214,295		198,776		208,951
Steel, cast.	Cwt.	22,462	130,127	37,327	205,707	36,395	212,851	54,023	331,628	53,564	282,525
Sugar, refined and unrefined.	"		2,220,769		2,909,026		2,964,582		3,135,623		3,183,790
Tea chests	"		1,679,270		1,568,767		1,925,068		1,797,163		2,166,265
Tobacco—Cigars	Lbs.	104,372	276,957	140,613	324,901	130,130	408,141	163,485	394,232	184,053	455,256
Other (except snuff).	"	242,787	301,766	176,746	163,365	181,241	169,715	108,365	146,540	142,020	144,800
Umbrellas and parasols.	"		301,766		360,101		301,536		402,059		553,189
Wines.	"		286,147		286,110		308,291		319,357		318,088
Wood and timber.	"		843,652		651,934		793,395		709,163		729,286
Woolen manufactures.	"		524,374		660,485		429,833		486,816		497,791
All other articles	"		7,548,077		9,916,637		11,772,015		13,871,553		14,456,414
Totals (mdse)	"		105,344,692		108,324,328		112,789,269		120,061,934		122,420,394
Coin and bullion	"		11,138,551		6,912,997		10,713,652		9,254,823		7,871,515
Total imports.	"		116,483,243		115,237,325		123,502,921		129,316,757		130,291,909

Included with all other articles subsequent to 1904.

CEYLON.

TOTAL Quantities and Values of the Principal Articles of Merchandise Exported during the Years ended December 31, 1904 to 1908, inclusive.

NOTE:—Rs. = Rupees. Rupee=32.4 cents.

ARTICLES.	1901.		1905.		1906.		1907.		1908.	
	Quantity.	Value.	Quantity.	Value.	Quantity.	Value.	Quantity.	Value.	Quantity.	Value.
		Rs.		Rs.		Rs.		Rs.		Rs.
Arca nuts.....	144,881	1,943,126	125,565	1,525,916	158,491	2,028,765	162,397	2,415,047	134,667	2,182,660
Cardamoms.....	9,216	885,408	7,888	583,072	6,565	585,559	7,085	829,021	6,199	704,979
Cinchona bark.....	162,656	11,385	152,397	10,067	296,820	11,872	261,709	158,445	13,085	9,506
Cinnamon.....	5,288,304	2,272,910	5,256,720	2,312,498	5,873,280	2,642,128	6,092,576	3,045,708	6,080,592	2,613,761
Coal and coke.....	660	739	3,749	81,700	127	2,260	41	812	1,292	14,500
Cocoa.....	67,355	2,448,354	69,431	2,433,556	55,621	2,052,414	93,851	3,232,193	60,614	2,663,379
Cocoanuts.....	169,016	3,094,433	184,059	3,301,491	181,807	3,404,000	205,316	4,471,427	246,452	4,299,363
Coffee, decaffeinated.....	6,494	376,652	5,200	294,840	4,484	257,830	3,507	201,652	2,323	133,572
" native.....	79	3,345	29	1,131	7	273
Coir and manufactures thereof.....	723,015	2,387,337	391,438	2,327,463	448,700	2,268,464	584,331	2,537,163	748,739	2,379,928
Copperah.....	18,006,016	7,973,545	19,884,736	4,904,209	19,419,960	5,661,357	20,780,032	5,322,464	1,327,504	8,355,583
Oils: Citronella.....	510,964	891,555	505,428	1,041,256	539,002	1,204,764	478,573	1,386,078	21,327,504	1,043,651
Cocconut.....	516,234	6,452,925	612,848	8,445,702	701,845	9,545,725	650,116	11,830,324	644,348	11,934,872
Plumbago.....	243,673	1,097,989	265,983	1,038,236	263,337	1,064,838	218,956	8,903,589	516,360	8,003,580
Poonae.....	676	221,137	1,401	557,945	3,705	1,527,539	7,194	2,976,059	10,494	3,690,001
Rubber, manufactures of.....	11,490	374,432	10,565	445,375	11,387	476,687	11,944	572,591	10,271	515,991
Skins, dressed.....	74,216	121,775	73,037	115,829	63,691	113,068	41,428	108,651	49,430	172,754
Spirits, arrack.....	57,929,342	56,854,563	170,133,572	59,564,250	170,527,146	61,389,772	179,844,827	74,635,605	179,398,312	73,553,307
Tea.....	416,488	219,317	259,382	263,337	259,382	267,253	267,253	312,174	312,174
Timber.....	38,586	924,295	41,230	989,232	39,201	915,608	35,515	928,824	36,384	811,467
Tobacco, unmanufactured.....	2,285,745	3,879,049	2,912,236	1,897,224	1,339,450
All other articles.....
Totals (nude).....	101,108,876	101,108,876	102,189,709	102,189,709	109,711,644	109,711,644	123,368,251	123,368,251	128,962,156	128,962,156
Coin and bullion.....	3,157,050	3,157,050	300,350	300,350	2,805,270	2,805,270	201,750	201,750	1,298,250	1,298,250
Coal for use of steamers.....	13,400,740	13,400,740	13,564,780	13,564,780	13,814,240	13,814,240	13,687,780	13,687,780	13,399,280	13,399,280
Total exports.....	117,666,666	117,666,666	116,054,839	116,054,839	126,331,154	126,331,154	143,257,781	143,257,781	143,569,686	143,569,686

COLONY AND PROTECTORATE OF SOUTHERN NIGERIA,

TOTAL Quantities and Values of the Principal Articles of Merchandise Imported during the Years ended December 31, 1904 to 1908, inclusive.

Articles.	1904.		1905.		1906.		1907.		1908.	
	Quantity.	Value. \$	Quantity.	Value. \$	Quantity.	Value. \$	Quantity.	Value. %	Quantity.	Value. \$
Apparel, wearing.....		213,525		273,127		300,808		464,231		371,482
Beads.....		149,012		137,809		88,719		136,351		197,883
Building materials.....		452,819		509,467		734,779		908,962		1,128,176
Coal.....	21,725	117,764	25,858	127,185	27,610	174,913	32,988	191,781	47,392	255,134
Coopers stores (shooks only prior to 1906)		78,228		73,107		444,599		596,001		654,318
Cotton goods.....		3,324,386		3,898,243		3,702,633		5,247,356		4,785,928
Earthenware.....		89,041		95,464		75,458		98,340		85,692
Flour.....		27,725		30,806		49,532		53,942		73,020
Grain—Rice.....	84,381	184,699	114,941	233,702	112,051	240,437	120,325	299,265	135,955	317,506
Guns.....	22,453	70,606	31,318	78,129	16,565	59,631	28,117	77,317	16,389	56,385
Gunpowder.....		75,253		80,489		53,752		1,328,908		98,423
Haberdashery.....		69,902		71,773		56,648		69,875		89,109
Hardware and cutlery.....		455,033		502,045		522,884		972,617		805,563
Kola nuts.....	20,667	199,845	26,427	221,779	33,302	227,493	42,593	366,840	40,402	325,278
Matches.....		37,609		28,027		48,019		48,817		57,519
Oil, kerosene.....	486,941	51,713	499,250	75,560	1,067,907	1,464,664	1,442,850	250,359	1,607,412	286,539
Provisions.....		286,121		306,986		374,100		532,894		512,299
Railway and bridge materials.....		121,195		315,778		388,608		412,426		1,430,420
Salt.....	32,171	233,770	28,308	204,716	27,391	190,155	30,799	231,561		184,611
Silk goods.....		127,828		136,833		293,543		236,695		206,989
Spirits—										
Geneva.....		1,068,302		1,063,774		1,225,290		1,536,942		1,236,039
Rum.....		811,106		151,820		138,125		210,565		240,792
Tobacco—										
Cigars and cigarette s.....		15,549		40,062		54,453		57,811		70,089
Other kinds.....		519,672		451,218		5,956,197		729,601		689,295
Wines.....		48,350		49,177		30,310		37,373		63,947
Woolen goods.....		84,412		86,933		87,405		132,665		126,781
All other articles.....		3,077,369		3,629,070		3,323,862		4,672,058		5,252,020
Totals (indse).....		11,590,040		12,893,129		13,856,942		18,684,791		19,693,317
Coin and bullion.....		1,408,349		1,298,392		1,464,628		2,917,888		1,159,522
Total imports.....		12,998,389		14,191,521		15,321,570		21,602,679		20,852,839

SESSIONAL PAPER No. 10F

COLONY AND PROTECTORATE OF SOUTHERN NIGERIA.

TOTAL Quantities and Values of the Principal Articles of Merchandise Exported during the Years ended December 31, 1904 to 1908, inclusive.

ARTICLES.	1904.		1905.		1906.		1907.		1908.	
	Quantity.	Value. %	Quantity.	Value. %	Quantity.	Value. %	Quantity.	Value. %	Quantity.	Value. %
Coal.....	12	151	50	257	20	97	94	232,821	3,060,699	711
Cocoa.....	1,189,460	91,853	1,053,308	82,329	1,619,487	131,663	2,089,226	472,276	2,294,336	246,190
Cotton, raw.....	1,148,551	72,177	1,377,378	105,193	2,035,923	292,268	4,081,330	66,497	259,176
Cotton goods.....	79,579	29,795	19,092	35,419	32,339
Country cloths.....	17,519	17,476	12,473	8,129	11,232	8,524	6,968
Ivory.....	6,750	21,398	13,098	17,476	11,891	12,473	133,630	8,070,354	136,558	13,578
Palm kernels.....	139,788	6,221,517	119,772	5,874,358	113,317	5,810,592	18,322,331	6,394,604	18,328,896	6,933,029
Palm oil.....	16,225,175	4,521,960	14,157,385	4,174,870	16,032,571	4,874,687	18,322,331	12,050	5,620,674
Potash.....	10,828	11,732	10,029	8,774
Rubber.....	2,674,384	855,499	3,114,735	1,211,890	3,434,279	1,194,441	2,843,823	1,192,279	1,222,203	473,912
Shea products (shea butter prior to 1907).....	652,064	34,072	957,662	48,642	813,120	393,088	7,222,634	153,840	9,003,798	290,745
Spirits—Rum.....	1,339	818	1,132	1,022	40	54	1,877	336,973	1,755	380
Wood and timber—Malogany.....	125,808	299,575	331,127	1,822,329	375,551
All other articles.....	1,137,582	586,668	1,374,517	2,056,840
Total (mdse).....	13,229,791	12,445,086	14,358,568	18,801,549	16,234,767
Coin and bullion.....	721,848	806,393	978,327	1,651,610	357,101
Total exports.....	13,942,639	13,311,479	15,336,895	20,453,159	16,591,868

CYPRUS.

VALUE of the Total Imports and Exports from and to each Principal Country during the Years ended December 31, 1904 to 1908, inclusive. (*Including Coin and Bullion*)

IMPORTS			EXPORTS.						
COUNTRIES.			1904.	1905.	1906.	1907.	1908.		
1904.	1905.	1906.	1907.	1908.	1904.	1905.	1906.	1907.	1908.
£	£	£	£	£	£	£	£	£	£
677,347	707,375	745,291	944,494	770,515	670,909	433,484	634,609	964,890	753,656
20,061	13,173	10,186	40,622	30,840	6,142	3,290	13,524	9,256	41,853
697,408	720,554	755,477	985,116	801,355	677,051	436,774	648,133	974,146	795,509
<i>Foreign Countries.</i>									
217,248	239,498	284,907	332,558	341,196	95,002	108,279	122,251	95,498	62,351
36,612	30,076	46,423	59,777	66,722	7,456	10,132	10,988	20,250	623
419,370	364,061	716,554	600,034	465,511	1,07,406	869,878	898,275	955,185	1,399,181
105,273	129,468	135,566	200,896	181,361	196,370	294,443	329,882	408,484	374,065
44,428	81,629	85,604	96,335	124,489	18,912	5,032	4,920	5,441	38,733
70,990	74,660	84,541	86,524	100,394	16,629	23,715	23,920	115,311	69,170
145,752	190,355	228,748	278,802	231,843	28,660	57,495	50,915	51,002	26,421
32,397	15,642	21,369	48,584	76,256	44	63	165,145	345,504	264,547
499,301	402,391	530,681	662,237	565,414	204,575	210,225	13,038	5,635	3,553
2,662	7,923	11,349	662,237	5,124	18,644	14,035	97,220	114,126	145,877
26,742	29,861	33,551	69,889	51,736	40,136	102,703	97,220	114,126	145,877
1,601,975	1,625,564	2,179,386	2,435,630	2,210,046	1,699,834	1,696,000	1,707,119	2,116,455	2,385,291
637,408	720,554	755,477	985,116	801,355	677,051	436,774	648,133	974,146	795,509
2,299,383	2,346,118	2,934,863	3,420,746	3,011,401	2,376,885	2,132,774	2,355,252	3,090,601	3,180,800

CYPRUS.
TOTAL Quantities and Values of the Principal Articles of Merchandise Imported, &c.—*Concluded.*

ARTICLES.	1904.		1905.		1906.		1907.		1908.	
	Quantity.	Value. \$	Quantity.	Value. \$	Quantity.	Value. \$	Quantity.	Value. \$	Quantity.	Value. \$
Linen and hemp manufactures.....										
Machinery.....		7,646		9,388		13,661		12,950		10,750
Matches.....		35,877		35,872		94,204		108,507		59,533
Medicines and medical appliances.....	36,367	4,139	28,363	6,906	49,955	11,680	49,362	48,673	10,804	10,726
Musical instruments.....		9,354		13,140		12,819		16,294		16,303
Oil—		3,621		2,793		5,241		5,519		5,348
Olive.....	4,294	31,473	5,291	41,386	7,876	61,330	8,981	82,353	788	7,100
Petroleum.....	384,423	59,451	204,610	36,563	449,761	73,298	333,508	57,202	579,060	99,124
Paints and colours.....	437	2,117	623	3,061	631	3,032	996	5,324	940	4,468
Paper and paper goods.....		9,057		11,164		10,458		15,354		13,539
Perfumery.....		3,597		3,932		4,151		5,285		4,511
Provisions.....		28,165		30,850		44,438		39,405		40,018
Rice.....	12,123	26,188	15,515	34,329	14,338	33,731	17,372	39,507	18,514	47,061
Sacks.....	292,596	33,885	325,048	42,296	372,202	32,901	398,738	78,397	502,651	72,367
Silk manufactures.....		37,979		28,621		36,708		43,128		24,567
Soap.....	6,782	31,979	7,716	48,584	8,014	50,097	8,697	58,079	9,337	62,654
Stationery and playing cards.....		11,140		10,162		14,478		14,770		14,790
Stores: Government and mili- tary.....		220,715		228,334		159,218		122,187		141,746
Sugar.....	28,701	79,108	21,010	82,388	30,639	96,014	30,656	102,482	32,196	113,208
Timber and firewood.....		71,394		108,984		119,735		144,549		161,943
Tobacco leaf.....	4,386	78,986	4,386	79,107	4,188	65,082	4,772	89,073	4,873	92,262
Tumbeki.....	55,336	4,881	42,260	3,684	95,446	11,407	77,815	12,580	69,096	8,691
Woollen manufactures.....		100,214		116,459		118,479		151,572		170,828
All other articles.....		150,728		154,590		202,734		309,468		332,814
Totals (ndse).....		1,890,807		2,093,334		2,440,420		3,061,396		2,761,561
Coin and bullion.....		408,576		252,784		494,443		359,350		249,840
Total imports.....		2,299,383		2,346,118		2,934,863		3,420,746		3,011,401

SESSIONAL PAPER No. 10f

CYPRUS.

TOTAL Quantities and Values of the Principal Articles of Merchandise Exported during the Years ended December 31, 1904 to 1908, inclusive.

ARTICLES.	1904.		1905.		1906.		1907.		1908.	
	Quantity.	Value.	Quantity.	Value.	Quantity.	Value.	Quantity.	Value.	Quantity.	Value.
Animals.....	29,709	245,747	32,352	156,765	33,298	137,433	13,743	106,682	8,834	94,870
Aniseed.....	4,092	13,680	3,149	13,179	15,651	1,968	1,968	11,028	1,110	5,803
Cheese.....	5,606	39,128	4,765	33,239	20,625	2,311	2,200	22,187	2,786	28,348
Carobs.....	31,887	507,598	25,187	414,178	44,965	706,267	42,381	737,835	253,378	919,026
Corn—Beans and peas.....	2,529	3,300	20,724	27,346	15,834	22,367	7,436	12,678	8,742	14,414
Barley.....	1,525,307	498,006	1,060,619	421,049	610,519	277,624	1,433,460	727,946	838,947	448,365
Oats.....	217,470	54,093	142,803	45,007	16,741	73,381	26,708	35,437	12,804	12,804
Wheat.....	247,704	156,118	147,465	107,719	34,038	251,632	221,905	517,295	489,351	489,351
Cotton, raw.....	1,508	17,462	4,223	42,737	16,487	5,925	58,370	32,365	4,567	32,365
" manufactures.....	7,534	7,641	9,860	6,195	11,869	11,869
Flax.....	3,176	4,760	1,700	2,322	5,183	2,178	2,798	2,314	3,012	3,012
Fruits—Grapes.....	12,025	9,023	8,607	5,879	7,399	6,707	7,399	6,807	7,399	6,807
Oranges and lemons No.	6,917,710	20,391	6,885,495	22,513	8,421,217	29,473	6,553,635	25,881	5,693,320	24,113
Pomegranates.....	40,194	34,330	46,835	11,372	39,454	56,172	56,172	57,101	57,101	52,413
Raisins.....	47,217	80,826	47,066	72,653	56,692	126,854	40,498	88,826	43,570	87,439
Other fruit.....	5,663	10,561	6,131	13,111	4,968	16,884	7,841	25,934	4,683	15,486
Hides and skins.....	11,115	31,765	15,973	42,501	55,600	24,209	68,148	20,992	57,562	57,562
Limes.....	1,635	49,372	1,745	51,387	73,268	1,966	49,795	1,772	40,189	40,189
Linseed.....	23,343	40,208	30,564	59,904	53,962	20,007	47,460	10,922	25,501	25,501
Sesame.....	827	2,730	3,293	10,979	288	1,171	3,782	1,119	213	1,119
Silk cocoons.....	873	63,890	1,072	93,878	1,499	149,825	1,071	87,673	1,071	87,673
Spirits.....	71,000	28,022	65,522	24,674	59,063	49,880	22,566	49,230	22,566	49,230
Sponges.....	1,201	4,726	5,648	18,367	2,078	6,853	23,559	92,486	4,071	15,271
Straw.....	20,327	2,253	63,339	10,137	72,681	37,083	12,955	60,229	10,908	14,162
Sumac and shimia.....	8,661	7,173	9,536	7,825	7,907	6,699	13,454	15,461	2,254	16,407
Terra umbra.....	2,268	5,538	2,761	6,818	6,258	6,519	20,279	33,961	33,961	33,961
Tobacco and tumbekt.....	77,137	20,727	23,635	10,989	19,216	13,458	32,372	26,382	5,717	26,382
Vegetables.....	48,249	36,297	45,379	31,380	50,018	52,151	48,389	31,559	44,408	44,408
Vinegar.....	182,697	10,589	211,979	10,589	209,691	12,001	209,691	209,691	209,691	209,691
Wines.....	1,320,537	42,648	1,021,300	110,906	914,310	109,492	962,672	116,249	887,545	115,815

CYPRUS.

TOTAL Quantities and Values of the Principal Articles of Merchandise Exported, &c.—*Concluded.*

ARTICLES.	1904.		1905.		1906.		1907.		1908.	
	Quantity.	Value. \$	Quantity.	Value. \$	Quantity.	Value. \$	Quantity.	Value. \$	Quantity.	Value. \$
Wool, raw..... Cwt.	3,950	40,744	4,746	53,577	4,102	54,799	3,324	40,534	3,503	34,475
All other articles.....		85,369		89,408		119,997		69,358		90,941
Totals (mdse).....		2,268,499		2,063,775		2,290,040		2,487,179		2,865,991
Coin and bullion.....		108,386		68,999		35,212		153,422		314,809
Total exports.....		2,376,885		2,132,774		2,325,252		3,030,001		3,180,800

VALUE of the Total Imports and Exports from and to each Principal Country during the Years ended December 31, 1904 to 1908, inclusive.

IMPORTS.					EXPORTS.				
COUNTRIES.					COUNTRIES.				
1904.	1905.	1906.	1907.	1908.	1904.	1905.	1906.	1907.	1908.
\$	\$	\$	\$	\$	\$	\$	\$	\$	\$
59,427	57,241	208,823	280,320	156,575	85,011	119,802	119,802	5,937	2,521
77,023	90,800	84,923	88,048	156,575	117,438	250,577	98,487	723,221	269,102
1,607,231	1,652,229	76,343	115,237	132,461	274,300	380,169	960,695	1,326,556	1,346,704
266,038	293,606	1,836,442	2,160,639	2,518,748	2,037,529	2,213,690	1,801,557	2,110,182	2,655,097
3,961	20,909	30,395	20,602	11,637	155,611	3,016	704	375	663
2,034,280	2,114,785	2,768,808	3,082,552	3,153,284	2,691,592	2,967,254	2,861,443	4,166,271	4,274,087
1,168	175	78	1,100	1,119	142,179	251,214	75,141	121,667	58
62,172	32,383	192,058	19,710	47,090	37,098	53	4	83	58
20,308	7,869	5,275	25,939	23,423	88	219,000	306	1,285	706
23,380	40,427	197,406	46,749	71,632	332	306	5	1,285	706
107,028	2,114,785	2,768,808	3,082,552	3,153,284	179,697	470,573	75,150	123,635	704
2,034,280	2,155,212	2,966,214	3,129,301	3,224,916	2,691,592	2,967,254	2,861,443	4,166,271	4,274,087
2,141,308	2,155,212	2,966,214	3,129,301	3,224,916	2,871,289	3,437,827	2,936,593	4,280,306	4,274,851

Foreign Countries.

British Empire.

Totals, Foreign Countries.

Totals, British Empire.

Grand totals

United Kingdom
Canada
India
New South Wales
New Zealand
Victoria
Other British Possessions

Azores
France
Hawaii
South America
United States
Other Foreign Countries

F.L.I.

Total Quantities and Values of the Principal Articles of Merchandise Imported during the Years ended December 31, 1904 to 1908, inclusive.

ARTICLES.	1904.		1905.		1906.		1907.		1908.	
	Quantity.	Value.	Quantity.	Value.	Quantity.	Value.	Quantity.	Value.	Quantity.	Value.
		£		£		£		£		£
Bacon and hams.....		9,387		9,885		10,483		12,950		13,549
Bags and sugar mats.....		75,745		71,686		61,325		97,091		123,315
Books and stationery.....		30,869		42,168		32,538		36,724		40,397
Bran and pollard.....		11,470		11,370		19,057		24,167		31,526
Breadstuffs and biscuits.....		169,963		152,263		190,102		198,916		248,273
Butter.....		35,186		42,934		52,374		59,947		70,387
Cement.....		13,485		15,083		20,527		17,380		34,906
Coal.....		95,328		113,104		86,367		124,377		96,311
Confectionery.....		5,834		7,411		6,224		7,592		9,008
Cordage.....		12,726		14,123		15,172		21,428		17,822
Dholl and gram.....		6,915		12,789		11,540		15,317		15,179
Drapery.....		370,197		368,732		489,318		575,308		572,155
Drugs.....		25,681		24,201		23,700		29,619		31,920
Fish.....		50,457		28,888		21,306		44,213		52,398
Furniture.....		14,770		14,575		17,638		18,474		20,892
Galvanized iron and goods.....		53,197		52,350		73,598		64,814		86,033
Glassware and crockery.....		10,677		13,208		13,694		16,007		16,965
Grain.....		1,480		4,477		7,306		18,630		9,487
Grease.....		10,985		12,492		14,220		18,110		19,345
Hardware and cutlery.....		178,461		148,331		233,698		241,587		245,139
Iron rails and fish plates.....		33,692		24,460		79,783		136,500		26,302
Jewellery.....		11,218		12,079		15,052		18,210		17,822
Leather and manufactures of.....		36,060		42,145		46,885		61,320		61,198
Liquors.....		66,059		64,308		71,803		82,942		84,991
Live stock.....		52,224		83,107		197,489		25,080		55,389
Machinery.....		109,062		135,064		312,321		220,674		242,224
Manures.....		76,616		20,609		63,232		34,164		21,787
Meats.....		54,507		46,666		71,472		71,404		74,494
Nails.....		9,421		5,945		11,573		11,573		10,635
Oils.....		56,234		64,945		72,800		106,784		97,051
Paints.....		12,258		15,102		13,685		21,837		19,004

SESSIONAL PAPER No. 10f

Rice.....	54,944	36,737	71,892	55,732	54,584
Sugar.....	17,442	25,696	24,318	18,810	20,303
Timber.....	77,234	87,040	129,239	136,305	190,330
Tobacco.....	30,625	36,358	38,194	48,316	52,978
Umbrellas and parasols.....	5,065	6,214	6,570	12,488	8,097
Vegetables and fruits—Dried.....	9,354	9,188	9,504	12,863	15,320
Green.....	17,365	33,735	32,743	24,294	36,918
All other articles, including goods re-exported.....	249,125	250,557	288,298	376,374	388,492
Total imports.....	2,141,308	2,155,212	2,966,214	3,129,301	3,224,916

F.I.J.I.

TOTAL Quantities and Values of the Principal Articles of Merchandise Exported during the Years ended December 31, 1904 to 1908, inclusive.

ARTICLES.	1904.		1905.		1906.		1907.		1908.	
	Quantity.	Value.	Quantity.	Value.	Quantity.	Value.	Quantity.	Value.	Quantity.	Value.
Cocoanuts	2,654	\$ 3,032	2,744	\$ 3,587	4,577	\$ 7,464	4,184	\$ 5,529	6,896	\$ 8,959
Copra	7,729	437,479	10,511	632,335	10,119	723,740	11,531	907,716	13,018	757,005
Fruits, green	1,789	107,562	1,274	141,113	3,396	475,365	704	388,705	10,261	392,785
Maize	29	847	55	764	28	2,131	22	501	29	7,400
Peanuts	1	2,507	6	3,864	11	3,382	6	1,411	1	2,068
Pearl shell	14	6,540	15	968	20	1,265	14	856	14	102
Shell, tortoise	52,188	2,284,369	58,488	2,626,024	38,523	1,689,696	66,597	7,835	66,149	8,492
Sugar	28,719	..	22,705	..	23,160	..	2,933,728	..	3,150,222
All other articles	43,025	..	37,818
Total exports	2,871,289	..	3,437,827	..	2,936,593	..	4,289,306	..	4,274,851

SESSIONAL PAPER No. 10f

GOLD COAST.

VALUE of the Total Imports and Exports from and to each Principal Country during the Years ended December 31, 1904 to 1908, inclusive. (Including Coin and Bullion.)

IMPORTS.						EXPORTS.								
1904.			1905.			1906.			1907.			1908.		
£	%		£	%		£	%		£	%		£	%	
6,984,805		5,084,002	7,740,243		8,557,133	7,183,838		1,210,087	5,729,852		7,414,118	9,512,511		9,501,654
49,372		14,216	67,151		4,818	18,596		87,693	32,365		5,840	21,652		22,386
332,841		212,789	268,840		586,312	254,115		305,627	613,629		650,357	172		24,659
142		397	83		243	640		19,447				851,017		623,016
												186		1,093
7,367,160		5,311,425	8,676,617		9,148,506	7,457,490		1,622,852	6,449,378		8,064,927	10,397,546		10,148,349
<i>British Empires.</i>														
<i>Foreign Countries.</i>														
536,385		163,102	401,388		329,487	511,839		30,110	1,486		1,369	16,390		491,923
69,171		71,971	52,219		56,166	42,092		563,116	267,758		316,552	429,221		491,923
1,208,743		1,002,543	1,011,381		1,135,077	1,178,721		1,273,101	1,282,230		1,247,779	1,893,916		1,295,840
308,650		296,469	263,672		505,128	170,967			277		3,426	3,432		81
		26,297	48,720		113,846	71,800			8,693		8,810	6,375		
					37,103	25,487								
			159,333		188,503	117,408		32,251	1,415		66,406	105,349		130,682
			637		1,364	837					6,661	2,787		231
218,911		146,123	159,333		1,364	837								
33,620		965	637											
2,375,210		1,920,771	1,948,550		2,366,976	2,419,151		1,898,608	1,561,859		1,650,943	2,458,600		2,140,814
7,367,160		5,311,425	8,676,617		9,148,506	7,457,490		4,622,852	6,449,378		8,064,927	10,397,546		10,148,349
9,742,370		7,232,196	10,020,167		11,515,482	9,876,641		6,521,460	8,011,237		9,715,870	12,856,146		12,288,163

Lagos prior to 1907.

SESSIONAL PAPER No. 10f

Machinery.....	834,302	46,272	416,717	919,140	787,422	725,513
Mineral waters.....			37,201	37,444	46,089	48,876
Musical instruments.....			22,521	17,522	29,915	35,021
Oil, kerosene.....	142,841	714,465	121,924	89,006	133,545	140,379
Paints and oils.....			42,342	56,385	60,147	58,990
Perfumery.....	121,982		83,612	402,068	115,046	124,431
Produce (<i>bona fide</i> of West Africa).....			54,117	45,761	37,807	42,963
Provisions.....	621,202	343,400	343,400	412,645	428,851	486,730
Railway plant and rolling stock.....	32,383	14,497	14,497	15,476	24,619	9,242
Rice.....		87,543	227,635	197,650	204,463	271,132
Salt.....	40,739	2,013	27,890	22,415	32,032	37,205
Silk goods.....	192,808		156,380	131,291	246,322	209,013
Soap.....	98,941	3,087,839	88,081	116,377	122,465	137,990
Spirits: Gin and Geneva.....	309,330	430,640	268,831	254,614	299,840	280,120
Rum.....	291,951	592,861	249,289	277,400	274,163	317,555
Whiskey.....	23,889	65,816	53,133	19,988	64,892	63,934
Other spirits.....		18,900	8,480	11,948	11,670	13,335
Stationery.....			62,477	65,719	70,547	75,044
Sugar.....		22,814	109,378	110,235	123,418	27,299
Tobacco, all kinds.....		1,004,246	161,821	210,980	225,867	237,676
Tools.....	218,065		48,000	51,178	57,637	53,071
Umbrellas.....			21,455	23,192	26,898	25,652
Vehicles.....					27,951	46,419
Veterinaries.....		315	13,308	9,965	18,807	20,066
Vessels.....		63	19,506	49,066	57,335	62,950
Wines.....		33,470	57,623	58,203	68,537	85,395
Woolen goods, including twist and yarn.....	73,865		63,597	58,293	75,209	73,798
All other articles.....			346,971	490,731	487,891	737,229
Totals (nobe.).....	8,399,900		6,719,216	7,942,105	9,388,788	9,094,131
Coin and bullion.....	1,342,470		512,980	2,078,062	2,126,694	782,507
Total imports.....	9,742,370		7,232,196	10,020,167	11,515,482	9,876,641

10f—52

GOLD COAST.

Total Quantities and Values of the Principal Articles of Merchandise Exported during the Years ended December 31, 1901 to 1908, inclusive.

ARTICLES.	1901.		1905.		1906.		1907.		1908.	
	Quantity.	Value.	Quantity.	Value.	Quantity.	Value.	Quantity.	Value.	Quantity.	Value.
Cocoa	11,451,458	973,455	11,407,008	909,127	20,104,504	1,636,509	20,956,400	2,506,766	28,545,910	2,631,996
Coffee	4,914	326	5,282	380	2,709	238	516	48	456	53
Cocoa	224	12,673	251	15,369	327	20,878	386	30,105	613	31,584
Concentrates								161,016		116,360
Cotton, raw			29,124	2,511	92,886	4,973	56,088	4,701	51,480	5,700
Cotton manufactures				8,590		3,879		19,393		1,445
Gum, copal			29,212	1,976	191,162	10,781	398,363	24,985	380,951	23,161
Kola nuts		266,513		292,335		358,342		383,985		410,562
Lumber	16,012,960	261,236	8,363,562	110,883	7,807,151	389,834	18,528,348	824,635	19,010,493	770,451
Monkey skins	478	156	1,001	204	776	175	285	58	51	17
Palm kernels	10,967	421,285	9,780	382,642	9,355	393,392	9,753	405,353	8,456	378,729
" oil	2,236,730	626,593	1,598,272	430,013	2,143,418	608,372	1,867,945	581,411	2,253,371	630,463
Rubber (African)	4,013,837	1,755,134	3,687,778	1,575,700	3,649,668	1,627,924	3,549,548	1,621,184	1,773,248	818,300
All other articles		66,308		37,373		228,019		73,578		43,841
Totals (mdsc.)		1,386,779		4,067,515		5,285,339		6,730,358		5,892,692
Gold and bullion :-										
Bullion, gold and gold dust	93,548	1,681,459	158,736	2,903,370	217,288	4,000,522	292,125	5,504,078	288,546	5,459,767
Coin, gold and silver		452,722		1,040,352		430,009		621,410		496,754
Total exports		6,524,460		8,011,257		9,715,870		12,856,146		12,289,163

GRENADA.

Total Quantities and Values of the Principal Articles of Merchandise Imported during the Years ended December 31, 1904 to 1908, inclusive.

ARTICLES.	1904.		1905.		1906.		1907.		1908.	
	Quantity.	Value.	Quantity.	Value.	Quantity.	Value.	Quantity.	Value.	Quantity.	Value.
		£		£		£		£		£
Animals, living	No.	140	12,711	81	3,961	188	8,122	182	9,178	
Boots and shoes		26,737	16,420		21,380		26,309		29,190	
Bread	Lbs.	495,527	18,771	478,220	411,217	514,341	19,748	451,473	19,899	
Butter	"	33,369	3,465	32,406	31,886	40,326	12,453	36,916	11,470	
Carrriages and other vehicles on springs.		3,718	4,669		3,169		7,811		5,182	
Cement	Brls.	6,263	4,254	2,743	4,203		4,244	1,848	2,701	
Cheese		5,723	5,416		4,618		5,309		4,847	
Coal	Tons.	11,324	4,068	979	1,645		12,069	1,650	15,641	
Cordage and rope		8,225	5,258		6,727		9,587		8,141	
Earthenware and glassware		16,303	11,809		11,023		14,975		15,340	
Fish		73,779	77,219		60,162		68,848		62,133	
Flour, wheaton	Brls.	153,743	12,220	26,316	140,783	29,387	165,457	32,596	187,065	
Furniture		10,390	12,220		9,417		16,109		18,094	
Lard	Lbs.	6,998	6,735	96,060	102,329		8,336	87,865	7,840	
Leather, mfd.		13,291	11,670		11,398		13,271		13,169	
Malt liquor		8,934	6,978		6,492		8,006		9,752	
Meal	Lbs.	2,618	4,180		5,334		4,764		4,968	
Manures		18,630	18,474		12,708		15,413		28,011	
Medicinal extracts and preparations		13,855	16,679		13,300		15,646		16,157	
Meats	Lbs.	46,263	44,442	604,201	41,302	518,747	616,580	504,069	45,375	
Metal manufactures —										
Hardware		21,077	63,797		3,148		2,647		1,801	
Other		60,580	284		64,941		76,869		109,183	
Mclasses	Galls.	15,909	274		2,814		8,643		3,665	
Oats	Bush.	28,398	18,001	26,922	19,461	29,502	24,858	22,186	21,515	
Oils	Galls.	117,011	33,001	106,975	34,713	112,559	41,225	110,644	39,074	
Oleomargarine and butterine	Lbs.	194,250	17,300	162,977	16,875	192,767	20,664	158,264	16,766	
Paints and varnishes			4,093		3,315		4,628		4,059	
Paper		3,441	1,922		3,378		3,776		4,185	
Pease	Bush.	3,620	6,209	4,155	6,472	4,627	6,686	4,346	7,158	
Potatoes		3,363	4,375		4,628		5,504		5,504	
Rice	Lbs.	1,268,962	30,713	1,341,361	31,696	1,027,452	34,446	1,072,165	35,881	

SESSIONAL PAPER No. 10f

Shingles.....	No.	2,195	1,225,150	5,790	813,550	2,482	623,050	3,041	1,645,150	11,174
Soap.....	Lbs.	21,179	18,814	15,447	19,048	24,630
Spirits.....	Galls.	24,737	9,916	21,086	7,858	17,432	12,779	21,253	20,254	24,844
Stationery.....	5,805	4,624	6,170	6,005	7,139
Stockfeed.....	4,404	8,176	7,417	3,061	9,129
Sugar.....	Lbs.	33,035	1,129,670	38,514	1,180,607	34,514	1,895,560	53,921	1,550,651	51,003
Textiles.....	234,003	217,335	189,883	248,930	282,184
Timber, sawn.....	Feet.	52,408	1,650,607	46,764	1,227,784	37,337	1,205,917	31,342	2,732,850	97,766
Tobacco.....	Lbs.	16,600	108,537	13,797	109,215	13,481	128,204	17,827	62,201	12,088
Wearing apparel and haberdashery.....	45,815	31,594	51,426	54,647	67,213
Wines.....	7,732	6,253	4,867	8,511	8,734
All other articles.....	113,555	87,195	83,598	95,563	94,154
Totals (udisc.).....	1,228,493	1,123,275	1,052,772	1,294,926	1,453,682
Coin and bullion.....	18,683	31,371	34,680	103,909	24,727
Total imports.....	1,247,176	1,154,646	1,087,452	1,404,835	1,478,409

GRENADA.

Total Quantities and Values of the Principal Articles of Merchandise Exported during the Years ended December 31, 1901 to 1908, inclusive.

Articles.	1901.		1905.		1906.		1907.		1908.	
	Quantity.	Value.	Quantity.	Value.	Quantity.	Value.	Quantity.	Value.	Quantity.	Value.
		%		%		%		%		%
Animals, living	12,348	8,755	11,036	6,418	8,017	8,771	7,552	10,517	6,971	9,923
Cocoa	117,731	1,324,832	103,092	1,186,141	73,732	810,185	102,184	1,737,523	101,566	1,516,061
Cotton, raw	2,806	35,760	1,899	13,257	2,779	32,616	2,545	30,913	2,086	56,876
Papwood	749	1,917	515	1,076	385	760	196	1,030	542	1,187
Fruits		2,092		1,475		1,290		745		1,893
Spices										
Nutmegs	5,908	138,222	7,947	115,787	7,263	109,356	10,478	125,180	9,570	62,108
Other	1,006	26,104	911	29,439	901	21,029	2,689	51,745	1,965	55,078
Tinifer		3,131		1,051		5,086		9,874		8,248
All other articles		25,082		31,367		31,016		29,613		27,651
Totals (indisc.)		1,565,928		1,377,204		1,011,406		2,015,250		1,719,028
Coin and bullion				4,625		11,324		15,604		26,292
Total exports		1,565,928		1,381,917		1,022,730		2,030,854		1,745,320

JAMAICA.

TOTAL Quantities and Values of the Principal Articles of Merchandise Imported during the Years ended March 31, 1905 to 1909, inclusive.

ARTICLES.	1904-5.		1905-6.		1906-7.		1907-8.		1908-9.	
	Quantity.	Value.	Quantity.	Value.	Quantity.	Value.	Quantity.	Value.	Quantity.	Value.
		£		£		£		£		£
Ale and beer.....	182,457	155,821	173,789	148,017	174,582	148,686	279,460	238,009	290,242	196,087
Agricultural implements.....		28,917		40,432		43,713		37,030		42,432
Animals, living.....	2,474	27,365	3,759	12,492	4,065	41,298	3,820	38,763	2,818	42,237
Apparel and slaps.....		229,868		294,700		386,243		534,584		330,913
Bags and sacks.....		11,266		47,275		75,857		74,587		50,662
Bicycles and parts of.....		7,463		6,122		6,662		16,133		16,853
Books.....		41,834		64,664		65,756		71,613		63,924
Breadstuffs:—										
Bread and biscuits.....	33,812	115,189	30,028	136,398	32,624	148,175	44,155	200,561	41,677	189,308
Cornmeal.....	39,871	116,425	31,403	103,164	21,176	82,660	59,845	218,435	46,609	181,463
Farinaceous substances.....		21,316		22,537		24,864		31,117		31,040
Indian corn.....	183,360	122,700	201,183	146,866	223,914	107,997	277,703	247,771	228,400	229,132
Oats.....		58,911		61,814		59,383		45,080		56,643
Pease and beans.....	16,430	16,430	15,845	26,990	15,867	27,993	21,943	44,053	19,176	43,551
Rice.....	12,769,563	279,653	9,841,923	215,544	9,928,758	217,438	12,759,711	326,008	9,583,872	246,326
Wheatflour.....	169,767	777,337	160,004	703,447	175,696	770,088	248,435	1,209,050	223,360	1,195,720
Brooms and brushes.....		8,268		7,917		8,523		12,497		10,648
Carriages.....		28,247		39,619		43,621		71,642		82,398
Cement.....	21,594	36,831	19,498	40,330	77,471	37,388	74,693	149,947	95,133	150,740
Coal and coke.....	87,663	458,410	77,204	399,723	69,911	363,788	72,238	364,741	54,254	292,753
Cordage, cables, ropes, &c.....		30,772		32,417		41,367		44,807		36,013
Cotton mfrs.....		1,088,659		1,462,027		1,600,419		2,000,988		1,697,665
Drugs and medicines of all kinds.....		97,897		121,010		126,295		172,435		127,117
Earthenware and chinaware.....		32,577		31,429		38,914		52,974		39,663
Electric apparatus.....		21,209		18,187		38,847		70,790		44,442
Fish:—										
Dried or salted.....	78,057	425,463	72,762	485,839	85,119	568,349	82,269	560,528	90,711	561,802
Pickled.....	46,482	222,382	54,871	321,634	52,156	322,115	49,166	279,658	53,691	279,726
Preserved.....		39,201		55,215		67,166		116,911		10,935
Other.....		4,176		8,190		4,175		11,729		11,729
Fruits.....		34,879		41,775		45,547		53,810		54,389
Furniture of wood.....		54,161		38,043		48,729		59,884		71,867

SESSIONAL PAPER No. 10f

Glass.....	33,040	32,543	53,913	50,000
Haberdashery and millinery.....	163,905	206,444	432,746	245,659
Hardware and cutlery.....	183,628	197,353	327,361	268,951
Hats of all kinds.....	92,560	116,780	167,579	115,525
Hay.....	4,590	5,190	10,969	4,511
Iron and steel:—				
Bar, not fit for railway purposes.....	7,256	6,201	16,722	15,004
Bars of steel, all kinds.....	1,874	312	14,775	8,249
Galvanized iron for roofing.....	26,066	51,046	74,363	79,361
Nails, screws and rivets.....	27,015	30,130	51,507	35,804
Railroad materials.....	40,802	40,800	60,556	36,845
Tin plates.....	11,665	14,503	15,651	13,106
Tubes and pipes.....	23,325	7,665	21,073	21,914
Wire.....	33,326	37,176	54,686	42,888
Leather:—				
Unwrought.....	26,849	33,915	52,516	35,757
Wrought:—				
Boots and shoes.....	230,631	257,180	458,279	307,140
Saddlery and harness.....	23,680	35,380	54,545	47,875
Other kinds.....	14,542	15,341	24,104	18,742
Linen trufs.....	25,681	33,415	36,106	26,781
Machinery.....	191,241	360,454	406,853	307,544
Manures.....	12,726	15,300	21,436	25,474
Milk, condensed.....	126,323	139,137	174,518	177,414
Musical instruments.....	14,815	21,189	28,022	33,157
Oils:—				
Cotton seed.....	165,324	69,069	63,111	77,351
Petroleum.....	765,330	138,700	149,441	149,501
Other.....	32,169	36,800	48,472	43,464
Paints and colours.....	36,305	33,637	71,359	55,158
Paper.....	113,325	128,422	170,352	139,722
Pickles, vinegar, sauces, &c.....	43,498	55,110	86,344	66,406
Printing presses, &c.....	57,086	68,135	100,041	93,500
Provisions:—				
Butter.....	411,416	75,310	86,310	362,378
Butter substitutes.....	449,986	34,494	57,066	58,228
Cheese.....	184,080	26,985	44,530	36,292
Lard.....	168,421	11,627	15,476	16,632
Meats—Bacon and hams.....	220,739	35,687	37,944	244,026
Beef, wet or salted.....	6,079	91,370	111,611	102,078
Pork, " ".....	6,429	92,319	121,126	136,085
Salt.....	3,845,833	136,475	210,172	136,738
Soap.....	27,848	43,420	73,964	53,498
Spirits:—				
Whisky.....	19,617	20,887	39,152	23,900
Other.....	73,195	66,104	108,394	72,567
Silk mfrs.....	33,556	24,493	34,679	36,159
Stationery, other than paper.....	45,849	67,237	108,637	139,882
Tobacco.....	122,979	185,354	219,911	139,882

JAMAICA.

Total Quantities and Values of the Principal Articles of Merchandise Imported during the Years ended March 31, 1905 to 1909, inclusive.—*Continued.*

ARTICLES.	1901 5.		1905 6.		1906 7.		1907 8.		1908 9.	
	Quantity.	Value.	Quantity.	Value.	Quantity.	Value.	Quantity.	Value.	Quantity.	Value.
Vegetables:		%		%		%		%		%
Potatoes.....	7,612	16,670	7,261	17,228	6,021	11,285	8,516	23,311	8,426	25,628
Other.....		7,821		7,533		7,146		8,979		9,270
Wines.....		38,646		42,911		38,733		72,169		66,844
Wood:										
Lumber.....	6,827,408	148,399	7,216,325	163,948	10,141,073	310,625	13,987,089	516,835	13,849,509	174,227
Stingles.....	1,527,100	12,984	1,159,314	9,901	2,298,701	21,618	1,952,176	23,024	3,462,081	36,519
Shooks.....		19,412		139,016		125,309		187,454		159,174
Other.....		33,522		46,112		43,148		63,043		59,180
Wooden mtrs.....		152,866		163,880		226,222		314,633		163,457
All other articles.....		436,689		646,997		780,945		969,049		814,290
Totals (under).....		8,171,338		9,343,560		10,536,680		13,917,308		11,750,849
Coin and bullion.....		16,128		107,294		449,135		264,222		28,114
Total imports.....		8,187,466		9,450,754		11,005,815		14,181,530		11,778,963

SESSIONAL PAPER No. 10f

JAMAICA.

TOTAL Quantities and Values of the Principal Articles of Merchandise Exported during the Years ended March 31, 1905 to 1909, inclusive.

Articles.	1904-5.			1905-6.			1906-7.			1907-8.			1908-9.		
	Quantity.	Value.	Quantity.	Value.	Quantity.	Value.	Quantity.	Value.	Quantity.	Value.	Quantity.	Value.	Quantity.	Value.	
		%		\$		%		\$		%		\$		%	
Animals, living.....	2,293	38,930	5,539	126,297	3,764	69,783	2,663	46,637	1,965	31,443					
Amatto.....	257,588	7,835	457,248	27,817	591,754	554,111	33,707	824,662	50,166						
Beeswax.....	105,103	27,706	90,338	25,647	74,509	104,166	28,514	92,960	24,985						
Cocoa.....	23,458	198,350	31,006	257,023	47,564	535,294	47,469	739,261	49,142						
Coffee.....	51,620	414,308	80,772	633,510	54,861	433,357	94,206	689,874	70,403						
Fruit:															
Bananas.....	8,963,891	2,592,766	14,981,145	4,101,086	16,093,662	4,286,211	13,942,567	5,055,127	14,612,881	5,084,810					
Cocoanuts.....	4,246,481	83,997	7,092,298	138,062	11,063,983	15,374	13,744,245	277,589	11,130,850	210,678					
Grape fruit.....	15,993	30,884	25,761	44,335	32,991	61,385	50,190	95,347	34,277	65,048					
Oranges.....	73,053,108	302,196	74,303,551	440,278	55,181,145	345,235	64,768,670	375,241	35,909,600	187,240					
Ginger, unground.....	2,361,784	132,534	2,217,779	131,914	2,017,008	192,822	1,718,864	224,077	19,809	212,065					
Hats.....		15,373		35,906		61,412		30,995		4,370					
Hides.....	320,050	29,205	375,324	41,858	404,349	49,196	136,145	30,905	116,356	42,233					
Honey.....	129,128	47,133	135,808	19,570	129,863	47,401	199,962	85,152	69,705						
Lime juice.....	93,531	18,966	79,822	15,378	86,311	18,385	96,817	23,559	163,711	23,132					
Logwood, extract of.....		303,353		332,206		413,272		520,067		557,039					
Old metal.....		13,291		15,450		594,774		2,664,412		805,235					
Pimento.....	1,254,357	666,582	91,735	300,637	85,291	383,961	73,530	341,801	249,120	698,965					
Rum.....	1,254,357	450,141	1,130,549	181,425	1,463,070	652,688	1,312,169	851,452	1,245,355	909,108					
Skens, goat.....	125,278	53,348	111,076	47,300	103,373	50,310	112,368	46,111	118,110	44,306					
Sugar, raw.....	198,063	563,314	238,689	565,329	278,927	574,914	212,168	531,238	123,275	374,962					
Tobacco.....	35,457	89,412	40,325	98,832	43,981	126,771	61,312	162,821	62,613	143,912					
Other:															
Tortoise shell.....		19,642		9,723		19,375		18,435		30,319					
Vegetables.....		11,100		3,611		23,800		19,011		3,387					
Wood.....		1,139		30,470		30,913		14,887		15,397					
Bitter.....	2,302	16,800	1,501	11,690	2,642	19,608	2,703	19,729	867	6,755					
Paste.....	1,145	12,395	4,689	51,349	4,631	49,081	3,883	40,150	2,352	25,751					
Logwood.....	29,972	368,304	29,517	333,372	29,970	357,344	30,295	363,865	21,382	225,818					
All other articles.....		149,739		220,773		253,897		224,769		228,835					
Totals (mdso).....		6,578,473		8,732,150		9,301,493		10,939,322		10,320,403					
Coin and bullion.....		413,588		297,900		392,940		621,865		718,427					
Total exports.....		6,992,061		8,970,140		9,694,433		11,561,187		11,038,830					

LEEWARD ISLANDS.

VALUE of the Total Imports and Exports from and to each Principal Country during the Years ended December 31, 1904 to 1908, inclusive. (*Including Coin and bullion*)

IMPORTS.						EXPORTS.														
1904.		1905.		1906.		1907.		1908.		1904.		1905.		1906.		1907.		1908.		
£	%	£	%	£	%	£	%	£	%	£	%	£	%	£	%	£	%	£	%	
										Returns not to hand.										
1,129,490		1,160,711		1,291,161		1,490,699		1,239,610		1,701,206		1,557,620		2,197,430		1,701,206		2,197,430		
										Returns not to hand.										
5,027		4,177		2,192		13,627		27,000		25,506		30,702		28,616		27,000		25,506		
22,547		27,316		22,989		34,133		27,550		27,550		27,803		21,442		32,538		34,047		
12,984		12,414		21,407		9,947		32,538		34,047		25,704		34,826		301,031		195,829		
13,466		13,719		13,076		13,126		3,176		3,963		209,961		222,406		302,132		283,201		
1,849		1,732		2,716		4,176		3,963		3,963		49		83		1,631,742		1,984,407		
709,326		742,673		715,497		865,449		865,449		865,449		1,631,742		1,845,478		1,631,742		1,845,478		
1,057		515		616		920		920		920		1,631,742		1,845,478		1,631,742		1,845,478		
759,826		802,896		780,793		947,438		947,438		947,438		1,631,742		1,845,478		1,631,742		1,845,478		
1,129,490		1,160,711		1,291,161		1,490,699		1,239,610		1,701,206		1,557,620		2,197,430		1,701,206		2,197,430		
1,889,346		1,963,697		1,981,354		2,138,137		1,981,354		1,981,354		1,981,354		2,138,137		1,981,354		2,138,137		

COUNTRIES.

British Empire.

- United Kingdom.....
- Barbados.....
- British Guiana.....
- British North America.....
- Jamaica.....
- Trinidad.....
- Windward Islands.....
- Other British Possessions.....

Foreign Countries.

- Belgium Ports.....
- Danish ".....
- Dutch ".....
- French ".....
- Germany.....
- United States.....
- Other Foreign Countries.....

- Totals, Foreign Countries.....
- Totals, British Empire.....
- Grand totals.....

SESSIONAL PAPER No. 10f

LEEWARD ISLANDS.

TOTAL Quantities and Values of the Principal Articles of Merchandise Imported during the Years ended December 31, 1904 to 1908, inclusive.

ARTICLES.	1901.		1905.		1906.		1907.		1908.	
	Quantity.	Value.	Quantity.	Value.	Quantity.	Value.	Quantity.	Value.	Quantity.	Value.
Animals, living.....	No.	18,119		11,811		63		117		16,011
Bacon and hams.....	Lbs.	6,635	7,762	49,910	8,161	39,378	7,197	48,425	9,285	7,197
Beef.....	"	215,883	11,977	192,919	11,607	201,225	12,419	230,986	16,790	16,790
Books and printed matter.....		11,324	11,324		7,080		7,080		7,110	7,110
Boots and shoes.....		41,694	41,694		32,815		14,233		61,359	61,359
Bread and biscuits.....	Bks.	13,165	39,539	20,259	62,631	15,794	14,418	17,823	58,984	58,984
Butter.....	Lbs.	69,213	18,201	82,688	20,109	76,703	19,982	83,929	22,104	22,104
Carriages and carts.....		1,990	1,990		4,375		3,476		4,188	4,188
Cement.....	Bks.	875	2,550	2,359	6,857	1,563	4,896	2,688	9,198	9,198
Cheese.....	Lbs.	11,447	6,059	48,236	7,961	41,739	7,781	45,953	7,878	7,878
Coal.....	Tons	706	4,234	719	5,840	661	5,366	1,616	14,920	14,920
Coffee.....	Lbs.	33,028	3,139	28,978	2,832	30,997	3,063	35,692	3,163	3,163
Cordage, rope and twine.....		15,920	60,108	25,733	10,137	19,635	11,952	13,602	13,602	13,602
Corn and wheat.....	Bsh.	33,490	26,557	33,581	26,728	32,279	27,083	19,746	32,300	32,300
Cottons, woolleins, lincens, &c.....		201,095	201,095		283,376		270,382		336,618	336,618
Drugs, chemicals, &c.....		21,325	21,325		20,338		27,359		26,382	26,382
Fabricware and glassware.....		14,683	12,994	14,683	12,994	15,111	19,311	22,916	22,916	22,916
Fancy goods.....		95,290	14,853	16,802	16,802	20,162	114,556	114,556	114,556	114,556
Fish.....		233,790	233,790	41,031	105,913	15,693	227,521	47,751	258,244	258,244
Floor of wheat.....	Bks.	40,118	40,118		277,394		227,521		258,244	258,244
Fruits and vegetables.....		5,655	5,655		6,151		5,393		6,779	6,779
Furniture.....		8,151	8,151		8,141		7,069		13,198	13,198
Government imports of manufactured articles.....		6,818	6,818		26,114		5,966		10,405	10,405
Haberdashery and millinery.....		162,684	162,684		131,943		135,970		185,760	185,760
Hardware.....		100,117	100,117		81,307		75,117		115,758	115,758
Jewellery.....		1,958	1,958		4,117		5,640		7,543	7,543
Lard.....	Lbs.	129,523	129,523	118,171	10,283	156,127	12,171	161,188	15,773	15,773
Leather and saddlery.....		13,028	13,028		13,797		14,761		18,970	18,970
Lumber, pine.....	Ft	2,310,833	2,310,833	1,376,427	46,375	1,648,141	57,387	2,227,175	52,369	52,369
Machinery.....		139,655	139,655	11,313	51,313		73,579		58,960	58,960
Malt liquor.....	Galls.	8,950	8,950	11,305	7,878	11,398	7,416	11,951	7,966	7,966

Returns not to hand.

Returns not to hand.

LEEWARD ISLANDS.
 Total Quantities and Values of the Principal Articles of Merchandise Imported, &c.—*Continued.*

Articles.	1904.		1905.		1906.		1907.		1908.	
	Quantity.	Value.	Quantity.	Value.	Quantity.	Value.	Quantity.	Value.	Quantity.	Value.
Manures.....		51,679		62,089		60,327		60,697		
Matches.....	9,535	4,771	10,089	1,817	9,992	5,061	10,158	5,139		
Musical instruments.....		2,453		2,798		3,407		3,880		
Oils.....	2,139	1,635	2,359	1,922	2,312	2,151	2,789	2,871		
Oils—Castor and fish.....		26,197		209		36,781		20,182		
Kerosene.....		26,197		25,954		23,225		28,811		
Olive.....		7,957		13,503		8,441		14,100		
".....		24,275		1,112,989		26,177		1,322,870		
".....		194,451		180,457		19,821		213,169		
".....		27,891		17,236		54,638		65,831		
".....		3,645		5,416		6,941		8,863		
".....								12,561		
".....								4,323		
".....								6,881		
".....								58,848		
".....								2,535		
".....								28,806		
".....								49,416		
".....								15,139		
".....								14,089		
".....								23,471		
".....								36,769		
".....								21,924		
".....								33,989		
".....								14,415		
".....								4,888		
".....								22,916		
".....								14,925		
".....								88,552		
Totals (nduse).....		1,882,707		1,957,280		1,976,114		2,373,035		
Coin and bullion.....		6,689		6,327		5,840		65,102		
Total imports.....		1,889,346		1,963,607		1,981,954		2,438,137		
										Returns not to hand.
										Returns not to hand.

SESSIONAL PAPER No. 10f

516,846	349,639	458,244	483,800	203,204	Germany	3,660	11,529	6,549	44,573	7,018
126,197	63,780	44,804	41,958	38,587	Holland					
	1,796	27,168	50,287	3,153	Java					
343,074	757,650	887,839	1,141,849	1,134,086	Madagascar	71,872	56,839	71,075	137,563	157,492
2,765	224	1,258	16,320	4,889	Norway					
56,532	37,502	37,744	42,455	20,907	Portugal					
76,521	73,184	48,065	49,542	52,368	Pondicherry	1,555	176	759		2,174
217,603	197,987	210,367	205,488	233,912	Reunion	22,512	21,149	74,384	35,288	159,002
151,353	36,098		250	815	Russia					
33,381	52,939	37,251	57,011	32,211	Spain					
45,290	4,844	52,100	19,478	57,402	Sweden					
58,847	44,676	27,720	64,650	51,653	Switzerland	10			16	1,457
784,892	429,431	532,147	634,670	540,743	United States	1,980		711,719	151	52
441,407	172,429	171,493	227,710	312,360	Other Foreign Countries	33,953	50,586	4,327	16,346	12,045
6,807,440	6,045,571	5,787,557	6,528,375	6,480,531	Totals, Foreign Countries	1,015,579	898,806	2,001,067	1,910,153	762,612
28,609,184	20,898,828	23,800,198	24,632,720	23,730,433	Totals, British Empire	40,990,104	33,829,216	36,758,739	41,889,126	32,701,651
35,416,621	26,944,399	29,588,255	31,161,095	30,219,964	Grand totals	42,005,674	34,728,022	38,759,826	43,829,279	33,464,263

MAURITIUS.

Total Quantities and Values of the Principal Articles of Merchandise Imported during the Years ended December 31, 1904 to 1908, inclusive.

NOTE:—Rs. = Rupees. Rupee = 32 4 cents. Kilog. = 2.204 lbs. Metre = 39.37 inches, and Litre = 2199 galls.

ARTICLES.	1904.		1905.		1906.		1907.		1908.	
	Quantity.	Value.	Quantity.	Value.	Quantity.	Value.	Quantity.	Value.	Quantity.	Value.
Alc and beer.....		Rs.		Rs.		Rs.		Rs.		Rs.
Ammonia sulphate of.....		290,281		199,312		199,854		148,191		86,975
Animals, living:—		4,365,252		994,679		954,650		990,890		904,987
Cattle.....		3,276		653,587		783,107		1,076,914		505,814
Horses.....		1,558		2,756		239		326		76
Other.....				534,503		66,157		142,651		65,739
Apothecaries wares.....				181,211		177,775		155,907		169,183
Apparel.....				150,890		138,336		131,479		95,975
Bags.....		3,077,309		488,692		3,460,979		880,126		3,353,171
Coal.....		71,714,508		1,247,563		1,125,258		1,655,015		1,371,081
Coffee.....		215,377		169,392		262,435		250,531		66,782
Cordage and twine.....		220,888		73,808		185,809		65,477		53,094
Corn, grain and meal:—										
Bran.....		1,819,562		189,322		2,018,323		1,655,756		1,764,378
Dioll.....		4,465,733		480,164		3,917,360		4,198,910		482,448
Gram.....		3,857,240		382,102		3,166,407		297,837		243,447
Oats.....		3,489,295		340,577		2,962,636		2,634,431		3,172,257
Rice.....		72,508,340		5,583,677		60,787,183		6,865,624		59,540,013
Wheat.....		347,207		33,958		410,669		4,745		31,086
Wheat flour.....		9,293,431		1,301,847		9,807,878		1,172,812		6,025,070
Other.....				158,340		176,404		130,339		129,488
Cottons:—										
Coloured.....		4,322,508		776,647		5,454,329		831,121		2,346,732
Plain.....		5,218,105		704,561		4,387,394		501,830		588,518
Other.....				80,557		65,630		50,157		46,604
Earthenware.....		601,883		83,835		475,367		56,660		53,009
Fish:—Dried or salted.....		833,735		152,751		186,448		230,439		396,815
Other.....		123,933		27,699		29,894		17,236		12,838
Fruits.....		33,703		42,584		37,334		44,298		30,480
Glass.....		102,648		93,785		73,202		55,412		56,992
Hardware.....		747,963		535,828		613,311		557,489		444,552
Hardware and cutlery.....		998,372		564,804		1,021,629		744,119		685,155
Hats and caps.....		168,339		63,154		66,950		71,357		49,282

MAURITIUS.

TOTAL Quantities and Values of the Principal Articles of Merchandise Exported during the Years ended December 31, 1904 to 1908, inclusive.

NOTE:—Rs. = Rupees. Rupee=32.4 cents. Kilog.=2.204 lbs., Litre=21.99 galls.

ARTICLES.	1904.		1905.		1906.		1907.		1908.	
	Quantity.	Value.	Quantity.	Value.	Quantity.	Value.	Quantity.	Value.	Quantity.	Value.
		Rs.		Rs.		Rs.		Rs.		Rs.
Aloe fibre	1,920,078	663,384	1,673,922	543,035	1,949,878	709,233	2,879,685	948,465	2,141,901	599,491
Coal	5,000	75	5,180	390			4,500	140		
Corn, rice	245,462	21,402	41,775	7,952	54,286	4,342	45,455	4,861	550	118
Oil, coconut	714,822	179,506	536,813	132,453	677,353	164,913	184,469	39,692	355,624	75,656
Rum	96,578	21,798	298,523	38,312	50,421	10,987	291,179	30,420	655,440	72,469
Sugar, raw	197,825,666	38,219,304	164,194,858	32,588,335	186,389,230	35,626,267	195,746,056	38,884,536	196,969,667	29,622,884
Vanilla	3,998	89,875	5,268	86,658	4,128	28,905	2,634	43,935	3,648	57,666
All other articles		1,639,104		1,123,996		1,206,502		1,163,295		987,193
Totals (mudse)		46,165,338		34,521,131		37,750,849		41,145,344		31,365,417
Coin and bullion		1,840,336		295,891		1,068,977		2,683,935		2,098,846
Total exports		42,065,674		34,728,922		38,759,826		43,829,279		33,464,263

SESSIONAL PAPER No. 10f

NEW FOUNDLAND (including Labrador).

VALUE OF THE Total Imports and Exports from and to each Principal Country during the Years ended June 30, 1905 to 1909, inclusive, (Including Coin and Bullion).

IMPORTS.		COUNTRIES.										EXPORTS.								
1901-5.	1905-6.	1906-7.	1907-8.	1908-9.	<i>British Empire.</i>					<i>Foreign Countries.</i>					1904-5.	1905-6.	1906-7.	1907-8.	1908-9.	
£	£	£	£	£	£	£	£	£	£	£	£	£	£	£	£	£	£	£	£	
2,654,908	2,651,196	2,669,931	2,668,802	2,193,670	United Kingdom.....					1,940,945	1,662,612	1,492,795	1,290,428	1,236,229	1,940,945	1,662,612	1,492,795	1,290,428	1,236,229	
378,297	222,757	286,617	265,572	314,293	British West Indies.....					385,401	417,147	430,462	422,715	437,711	385,401	417,147	430,462	422,715	437,711	
1,106,570	3,521,939	3,669,098	1,257,617	3,937,009	Canada.....					1,135,848	1,777,169	1,611,180	1,863,781	1,512,090	1,135,848	1,777,169	1,611,180	1,863,781	1,512,090	
5,092	7,288	5,239	17,399	18	Gibraltar.....					302,345	236,181	80	302,345	236,181	80	
38,120	42,925	49,247	74,292	7,192	India.....					8,016	13,684	14,983	30,464	26,928	8,016	13,684	14,983	30,464	26,928	
.....	280	Malta.....					944	6,333	7,979	10,180	5,693
7,182,257	6,146,081	6,680,135	7,283,919	6,840,401	Other British Possessions.....					4,373,699	4,113,126	3,556,879	23,536,571	3,138,731	4,373,699	4,113,126	3,556,879	23,536,571	3,138,731	
.....	Totals, British Empire.....				
345	828	1,092	1,371	<i>Foreign Countries.</i>					123,963	92,829	149,940	128,550	24,991	345	828	1,092	1,371	24,991	
29,769	32,181	47,204	42,733	299	Argentine Republic.....					1,279	435	2,002	5,044	462	29,769	32,181	47,204	42,733	462	
310	2,693	327	5	330	Austria-Hungary.....					24,477	21,045	102,883	12,376	35,839	310	2,693	327	5	35,839	
.....	Belgium.....					1,369,761	1,849,082	2,063,444	2,017,805	1,719,082
17,848	23,081	17,975	14,407	13,346	Brazil.....					10,970	7,337	6,896	13,850	1,630	17,848	23,081	17,975	14,407	1,630	
86,117	60,638	31,250	44,929	73,788	Costa Rica.....					29,575	13,863	4,078	51,370	3,733	86,117	60,638	31,250	44,929	3,733	
14,984	23,697	23,136	42,863	24,316	France.....					107,463	115,783	189,662	294,159	172,847	14,984	23,697	23,136	42,863	172,847	
25,483	39,483	33,495	36,968	26,571	Germany.....					18,886	264,458	170,885	290,934	216,836	25,483	39,483	33,495	36,968	216,836	
356	1,450	795	1,216	2,369	Greece.....					235,685	227,398	146,809	150,702	148,514	356	1,450	795	1,216	146,809	
22,636	23,957	46,104	22,938	21,731	Holland.....					546,022	1,266,813	1,331,518	1,200,150	1,448,163	22,636	23,957	46,104	22,938	1,200,150	
109,217	113,841	75,322	133,382	98,613	Italy.....					1,801,674	1,807,463	1,841,968	1,733,346	1,390,181	109,217	113,841	75,322	133,382	1,733,346	
9,908	11,074	7,360	12,979	8,185	Portugal.....					512,738	806,673	994,303	1,174,196	986,641	9,908	11,074	7,360	12,979	986,641	
2,750,115	3,609,192	3,447,359	3,859,892	4,232,680	Spain.....					4,169	8,202	9,506	7,236	9,838	2,750,115	3,609,192	3,447,359	3,859,892	9,838	
29,291	27,078	14,275	18,309	28,453	St. Pierre.....					1,418,624	1,278,997	1,394,269	1,157,709	848,176	29,291	27,078	14,275	18,309	1,157,709	
.....	United States.....					100,477	172,472	136,119	111,771	200,186
.....	Other Foreign Countries.....				
3,697,637	3,968,193	3,745,905	4,232,192	4,561,936	Totals, Foreign Countries.....					6,295,643	7,972,850	8,544,282	8,279,198	7,410,182	3,697,637	3,968,193	3,745,905	4,232,192	7,410,182	
7,182,257	6,446,081	6,680,135	7,283,919	6,840,401	Totals, British Empire.....					4,373,699	4,113,426	3,556,879	3,536,571	3,438,731	7,182,257	6,446,081	6,680,135	7,283,919	3,536,571	3,438,731
10,279,294	10,414,274	10,426,040	11,516,111	11,402,337	Grand totals.....					10,669,342	12,086,276	12,101,161	11,815,769	10,848,913	10,279,294	10,414,274	10,426,040	11,516,111	11,815,769	10,848,913

NEWFOUNDLAND (including Labrador).

TOTAL Quantities and Values of the Principal Articles of Merchandise Imported during the Years ended June 30, 1905 to 1909, inclusive.

ARTICLES.	1904-5.		1905-6.		1906-7.		1907-8.		1908-9.	
	Quantity.	Value.	Quantity.	Value.	Quantity.	Value.	Quantity.	Value.	Quantity.	Value.
		£		£		£		£		£
Ale, beer and porter.....										
Annals, living.....	12,384	8,742	11,550	9,582	11,702	9,144	10,790	8,221	10,204	9,519
Articles for religious purposes.....	6,761	132,476	6,052	134,245	5,629	135,339	5,835	130,107	5,496	178,090
Bread and biscuits.....		23,661		36,619		18,404		18,438		31,633
Cabinet wares.....		7,063		10,253		10,355		9,805		9,366
Coal.....	168,817	51,122	173,429	63,388	179,542	62,246	198,040	47,275	196,295	47,025
Explosives.....		9,034		7,397		7,547		5,635		14,024
Fruits:—Apples, green.....	18,506	31,796	12,024	32,774	17,305	38,749	15,122	40,804	16,271	35,580
Oranges, lemons, grapes, &c.....		39,033		38,979		48,152		47,264		47,942
Fruit, dried, including apples.....	1,503,656	59,451	1,484,007	61,031	1,357,227	82,807	1,761,349	93,391	1,676,560	73,686
Grain:—Oats.....	378,496	133,985	320,548	135,700	325,173	158,917	296,447	164,584	325,096	97,607
Pease.....		30,075		33,565		32,269		37,504		36,325
Grain products:—										
Flour.....	371,407	1,844,847	411,781	1,822,271	365,427	1,529,925	366,237	1,750,664	340,876	1,776,088
Meal, Indian.....	2,416	2,289		6,626		6,657		7,043		4,910
Oatmeal.....	804,500	20,355	697,195	17,244	721,546	17,104	711,283	20,866	836,000	24,182
Hay.....	6,853	73,633	3,748	40,532	2,086	29,414	2,182	35,730	2,966	37,747
Hardware.....		320,300		305,686		300,207		293,585		296,342
India rubber goods.....		80,687		67,479		83,990		83,071		84,713
Leather.....		190,992		220,246		227,073		248,754		226,680
Leatherware.....		126,347		113,168		130,633		102,740		126,869
Lumber and timber.....		165,237		56,618		60,697		72,611		39,045
Machinery.....		342,455		370,556		407,636		414,246		351,078
Medicines.....		77,784		84,969		86,719		86,829		89,660
Molasses.....	1,437,143	372,480	1,058,036	224,237	1,239,960	275,127	1,262,356	298,463	1,186,173	322,966
Oiled clothes.....		16,832		19,653		18,941		32,271		28,467
Oils:—Kerosene.....	844,400	102,643	907,356	106,307	945,014	113,194	1,074,616	135,747	951,912	118,317
Other oil.....		146,637		209,752		169,431		205,034		232,953
Other oils.....		63,933		73,289		88,436		95,012		77,409
Paints.....		77,080		91,326		103,140		103,131		81,128
Provisions:—										
Butter, including butter substitutes.....	649,309	116,788	713,599	140,031	541,376	115,847	488,735	111,137	485,377	106,770
Cheese.....	377,426	36,915	329,046	39,688	377,296	47,810	396,223	50,009	316,503	40,074

SESSIONAL PAPER No. 10F

Leard.....	48,319	68,838	91,681	706,769	98,552	149,937
Meats:— Bacon, hams and tongues.....	44,327	44,427	61,548	706,769	58,667	61,640
Beef, salted.....	240,843	319,143	305,041	30,075	339,330	388,873
Fresh meat and poultry.....	38,491	58,589	55,495	705,884	69,364	48,953
Pork.....	362,960	460,231	431,432	11,501	627,483	452,121
Ready-made clothing.....	215,210	269,360	206,381	76,163	183,518	181,155
Salt, coarse.....	148,037	136,693	100,373	48,090	141,474	109,616
Soap.....	30,693	37,023	40,560	46,862	46,862	49,407
Spirits:— Rum.....	15,301	17,833	20,425	59,135	21,459	27,874
Whiskey.....	36,726	34,667	37,332	21,798	34,109	33,121
Sugar.....	180,530	213,309	147,502	6,057,122	198,311	182,206
Tea.....	1,635,748	1,721,141	1,827,746	1,092,040	187,898	177,120
Tinware.....	23,199	20,121	23,255	857,985	29,118	22,334
Tobacco.....	111,666	105,445	137,636	71,342	152,702	117,210
Vegetables:— Potatoes.....	23,745	31,362	29,454	48,259	35,691	35,083
Woolleens, cottons, silks and linens.....	1,247,152	1,643,532	1,612,612	1,643,532	1,570,112	1,437,438
All other articles.....	1,891,185	1,653,628	1,712,429	1,712,429	1,906,748	2,506,375
Totals (nduse).....	10,021,192	10,322,853	10,125,190	11,073,400	11,073,400	11,240,715
Coin and bullion.....	258,102	91,421	300,850	142,710	142,710	161,622
Total imports.....	10,279,294	10,414,274	10,426,040	11,516,111	11,516,111	11,402,337

NEWFOUNDLAND (including Labrador).
 Total Quantities and Values of the Principal Articles of Merchandise Exported during the Years ended June 30, 1905
 to 1909, inclusive.

ARTICLES.	1904 5.		1905 6.		1906 7.		1907 8.		1908 9.	
	Quantity.	Value. %	Quantity.	Value. %	Quantity.	Value. %	Quantity.	Value. %	Quantity.	Value. %
Coal.....			69	288	160	800	25	115	25	200
Fish:										
Cod, dry salted.....	1,196,814	6,108,618	1,181,025	7,864,719	1,422,445	7,873,172	1,509,269	7,820,022	1,732,387	7,308,536
Herrings, frozen.....	29,582	70,535	32,909	74,477	22,817	76,851	39,211	121,871	25,433	57,876
" pickled.....	80,113	225,054	66,716	208,264	66,792	222,977	60,598	181,314	43,756	127,887
Lobsters, canned.....	43,522	512,082	32,328	376,400	26,999	383,767	26,060	118,605	25,826	343,619
Salmon, pickled.....		70,283		88,005		73,669		41,351		34,346
Furs.....		81,891		92,373		137,850		102,132		45,292
Laundry.....	14,750	197,347	13,404	176,157	18,614	326,581	16,235	236,914	6,026	81,759
Oil, cod, unrefined.....	2,057	168,181	4,769	354,352	4,890	358,713	4,789	353,902	5,195	367,908
Oil, cod liver.....	114,506	137,265	59,781	34,995	51,547	31,735	48,015	26,280	93,780	31,601
Oil, seal.....	3,783	371,974	3,711	297,430	5,351	447,967	3,367	368,997	2,861	252,262
Oil, whale.....	6,506	381,062	3,780	222,761	2,211	173,011	1,380	174,257	1,796	131,526
Ores:										
Copper.....	81,492	418,400	71,651	375,320	55,890	278,950	54,067	275,960	40,279	220,895
Iron.....	635,350	635,350	768,430	768,430	809,700	800,070	943,460	1,037,806	880,120	968,132
Iron pyrites.....	68,970	110,514	53,974	334,075	29,805	184,140	20,451	135,186	433,620
Skins, seal.....	315,687	570,261	283,400	314,948	164,509	194,300	115,890	140,137	371,968	1,349,842
All other articles.....		171,751		503,892		444,313		440,337		1,848,303
Totals (misc.).....		10,667,161		12,086,276		12,093,457		11,815,259		11,848,303
Coin and bullion.....		2,178			1,704		510		610
Total exports.....		10,669,342		12,088,276		12,101,161		11,815,769		10,848,913

SESSIONAL PAPER No. 10f

NEW ZEALAND.

VALUE of the Total Imports and Exports from and to each Principal Country during the Years ended December 31, 1901 to 1908, inclusive. (*Including Coin and Bullion*.)

IMPORTS.		COUNTRIES.								EXPORTS.							
1904.	1905.	1906.	1907.	1908.	<i>British Empire.</i>								1904.	1905.	1906.	1907.	1908.
£	£	£	£	£	£	£	£	£	£	£	£	£	£	£	£	£	£
38,847,388	37,937,049	43,845,745	50,019,692	50,816,940	United Kingdom.....								57,797,862	58,827,381	68,362,923	80,462,998	63,966,396
9,212,775	8,836,488	13,506,517	15,220,755	13,828,273	Australia.....								8,845,760	11,168,857	11,028,273	10,810,125	10,255,383
1,410,549	1,487,123	1,490,110	1,869,369	1,758,628	British India.....								16,527	21,111	21,396	27,769	4,453
2,807	1,917	1,382	1,032	24,747	Cape Colony.....								126,075	303,699	61,850	79,180	153,641
840,760	875,070	921,202	1,071,063	1,025,285	Ceylon.....								2,068	1,291	277,431	545,182	516,991
552,293	467,779	764,495	1,047,462	1,363,328	Dominion of Canada.....								77,677	249,801	145,100	373,673	117,048
2,513,823	2,222,261	1,839,843	3,011,801	2,744,181	Fiji.....								270,688	228,266	296,628	251,945	351,072
107	131	131	375	5	Gibraltar.....								175,351	66,133	58,546	31,697	62,060
81,449	71,462	83,040	73,964	84,651	Hong Kong.....								111	2,701	691	3,090	1,173
33,395	46,983	45,450	125,326	11	Madison Islands.....								691	2,701	691	3,090	1,173
200	282	350	257	1,806	Mauritius.....								691	2,701	691	3,090	1,173
178,762	170,956	208,808	221,623	263,540	Natal.....								620,511	560,235	369,069	230,105	266,119
3,476	2,887	1,309	18,967	63,820	Other British Possessions.....								3,131	18,481	17,627	657	185
53,677,844	52,120,257	62,731,412	72,718,021	71,930,676	Totals, British Empire.....								67,962,825	71,440,817	83,650,715	92,919,871	75,717,065
15	39	<i>Foreign Countries.</i>								4,516	8,439	6,555	23,228	3,801
21,744	57,356	39,279	69,350	58,611	Argentina Republic.....								31	29	1,737	92	1,400
584,321	389,335	565,280	552,367	509,282	Austria-Hungary.....								35,594	42,043	46,842	74,173	59,475
21,608	21,412	16,650	16,191	31,091	Belgium.....								355	487	336	1,679	448
12,882	18,518	5,105	6,765	20,182	China.....								14,989	30,465	38,153	31,290	92
268,292	329,420	385,179	426,685	502,259	Denmark.....								125,618	308,287	256,699	194,473	51,611
1,502,846	1,350,339	1,639,872	1,711,285	1,895,717	France.....								116,461	189,595	297,433	323,573	195,546
68,503	105,563	165,563	190,861	91,936	Germany.....								11,792	2,268	200	1,299	39
143,021	89,619	149,713	174,177	214,216	Greece.....								6,419	17,247	22,863	7,139	720
411,861	385,732	484,978	458,917	420,293	Holland.....								2,828	18,481	17,627	657	185
22,489	41,661	363,710	80,001	472,354	Japan.....								29,731	18,481	8,178	12,909	8,463
92,496	101,660	113,641	128,124	169,894	Java.....								54	574	326	326	370
.....	Italy.....							

SESSIONAL PAPER No. 10F

NEW ZEALAND.

TOTAL Quantities and Values of the Principal Articles of Merchandise Imported during the Years ended December 31, 1904 to 1908, inclusive.

ARTICLES.	1904.		1905.		1906.		1907.		1908.	
	Quantity.	Value.	Quantity.	Value.	Quantity.	Value.	Quantity.	Value.	Quantity.	Value.
		£		£		£		£		£
Acids and alkalis.....		195,280		176,699		184,962		243,937		248,555
Ale and beer.....	198,801	179,074	215,826	194,330	250,802	222,533	296,029	288,397	267,496	
Apparel and slops.....		2,588,951		2,992,314		3,334,615		3,746,452		3,770,830
Arms, ammunition and explosives.....		595,957		596,896		469,332		667,069		692,511
Bags and sacks (includes wool-packs and wool-pockets).....	590,499	811,774	559,033	864,583	496,513	894,091	555,405	1,135,734	599,555	1,054,933
Belting, leather.....	36,823	23,915	33,248	19,311	28,896	13,231	32,251	22,187	34,886	23,705
" other than leather.....		130,889		117,228		100,609		117,112		122,469
Beverages, non-alcoholic.....	11,380	91,021	12,172	81,930	13,910	96,311	12,406	92,043	8,486	94,510
Bicycles and tricycles.....		353,067		342,749		348,901		280,909		165,870
" fittings.....		475,313		586,638		629,524		621,911		729,678
Blacking.....		61,067		73,506		109,409		103,285		97,323
Books, printed.....		945,301		893,325		868,877		896,075		1,008,772
Boots and shoes.....	121,051	1,246,669	129,174	1,373,427	126,274	1,460,652	114,493	1,415,139	134,583	1,345,283
Brass.....		149,163		153,918		162,060		232,125		276,134
Brushware and brooms.....	3,038,621	268,796	2,415,308	202,872	2,865,476	236,140	2,356,371	202,103	1,989,065	175,648
Candles.....		262,790		214,376		295,713		323,950		319,248
Canvas.....		254,706		270,051		344,044		373,917		342,978
Carpeting and druggeting.....										
Carriages.....	258	123,813	357	238,443	410	321,453	625	725,581		967,800
Automobiles, motor cars and motor cycles.....		15,593		17,471		67,009		204,488		211,972
" materials for.....		60,098		49,095		45,474		32,509		74,786
Carriages, carts, drays and wagons.....	821	297,339	518	292,204	310	265,720	300	355,616		268,172
Materials for carriages, &c.....		332,291		340,612		319,005		339,378		333,210
Cement.....	154,349	168,659	158,469	152,516	156,571	163,803	239,378	517,623	152,545	383,210
Clocks and watches.....	105,012	147,196	84,061	758,159	99,367	114,311	202,468	141,927	217,888	217,888
Coal.....	147,196	672,053	169,046	758,159	297,507	949,686	220,749	1,038,435	287,808	1,336,410
Coke.....	2,219	24,211	2,053	18,892	3,506	32,986	4,391	32,000	3,896	34,936
Cocoa and chocolate.....	550,945	258,060	493,499	241,894	502,069	249,349	637,749	315,065	285,931	388,646
Confectionery.....		194,321		212,464		251,733		310,318		388,646
Copper.....		154,162		131,780		131,902		187,326		190,647
Corrage (includes iron and steel corrage).....	15,463	184,855	16,910	201,465	17,790	209,169	20,137	242,223	24,799	304,366

SESSIONAL PAPER No. 10f

Lead	130,719	138,291	198,507	296,067	201,222
Leather, (not manufactured)	390,637	428,179	504,459	572,359	683,329
Machines (includes sewing machines and parts thereof)	4,147,490	3,474,372	3,936,301	4,467,936	4,378,861
Manures of all kinds, Tons.	720,243	46,153	57,555	61,051	1,236,396
Machines and vests.	44,339	38,590	144,472	97,201	65,828
Metals, manufactures of.	627,669	548,604	850,343	1,201,658	1,049,660
Millinery, silks, linens and hosiery.	2,143,054	1,987,498	1,951,660	2,369,360	1,517,470
Musical instruments.	619,414	615,346	653,165	664,100	2,215,434
Nails.	198,088	218,908	256,327	292,808	643,383
Oils	1,354,948	1,221,364	1,417,510	1,515,747	336,767
Paints and colours.	440,171	400,833	474,911	580,473	1,997,815
Paper—Printing	161,445	619,388	136,724	738,781	573,269
" Writing	22,125	184,758	33,913	272,046	825,401
Other	297,402	334,286	339,470	335,426	256,618
Perfumery	102,424	90,663	115,568	116,888	389,839
Photographic goods	166,980	173,567	177,775	158,799	127,749
Plate and platedware.	353,174	351,135	455,547	455,136	164,956
Potatoes.	3,207	172,658	12,283	236,875	442,652
Railway materials.	143	973,480	1,639,123	1,116,627	35,628
Rugs.	88,583	84,242	94,097	109,106	459,308
Saddlery and harness	399,398	284,749	301,585	358,169	106,220
Salt	129,862	175,438	16,396	210,630	360,291
Seeds	422,830	438,025	169,060	982,069	213,524
Soap.	201,485	216,245	257,768	278,884	707,856
Spirits—Brandy	131,911	68,384	77,473	180,679	392,190
Whiskey	536,442	929,591	1,014,518	1,017,009	188,525
Other kinds (including methylated).	180,173	182,351	296,904	220,908	1,080,819
Stationery	740,823	779,431	851,516	994,402	312,853
Sugar.	2,456,791	2,066,065	2,195,868	2,771,430	1,001,842
Tanning materials.	181,551	165,107	167,941	171,311	197,537
Tea.	1,156,992	5,906,653	6,140,842	1,306,972	2,885,198
Textile piece goods, other than cotton, linen, silk and woollen.	310,450	399,338	410,815	816,753	1,228,079
Timber	784,682	648,610	961,580	1,317,747	1,838,783
Tin and tinware.	357,666	402,176	423,400	508,892	2,160,497
Tobacco, cigars and snuff.	2,384,657	1,376,156	1,698,209	2,752,462	512,873
Twine.	109,738	97,290	106,921	181,967	1,700,608
Umbrellas and parasols.	118,898	113,130	137,479	103,383	178,422
Yarnish and gold size	98,433	104,629	55,794	142,515	122,936
Wax.	78,718	56,847	98,311	131,451	113,397
Wines	276,704	252,215	316,469	119,126	122,426
Woodenware	272,212	283,396	332,658	316,747	376,022
Woollens.	2,112,469	2,049,744	2,241,834	2,198,687	191,985
All other articles.	5,782,563	5,646,714	6,761,489	7,836,389	1,637,020
Totals (nude)	62,780,147	60,741,732	69,698,762	80,493,240	83,936,188
Coin and bullion.	1,906,097	1,692,689	4,420,666	3,711,016	1,690,727
Total imports.	64,686,244	62,433,771	74,098,828	84,207,256	85,626,915

NEW ZEALAND.

TOTAL Quantities and Values of the Principal Articles of Merchandise Exported during the Years ended December 31, 1904 to 1908, inclusive.

ARTICLES.	1904.		1905.		1906.		1907.		1908.	
	Quantity.	Value.	Quantity.	Value.	Quantity.	Value.	Quantity.	Value.	Quantity.	Value.
		\$		\$		\$		\$		\$
Animals—Cattle.....	480	23,268	585	23,375	477	20,270	322	16,809	183	9,178
Horses.....	353	95,518	383	84,607	557	124,699	641	111,335	404	190,841
Sheep.....	7,430	61,800	11,729	149,382	13,324	194,433	13,762	214,537	6,317	87,205
Apparel and slops.....		25,389		29,419		33,711		29,701		28,358
Arms, ammunition and explosives.....		6,989		7,884		4,088		57,227		9,216
Books, printed.....	314,360	53,587	305,722	45,696		37,361		52,993		41,420
Butter.....		6,718,239		6,854,977	320,225	7,593,144	328,441	7,861,335	229,971	5,690,752
Carrriages.....		4,434		7,582		17,024		81,122		33,852
Cheese.....	84,526	902,698	88,562	998,499	131,296	1,659,543	236,833	3,223,471	280,798	3,812,688
Coal.....	165,560	681,800	122,817	521,035	142,101	599,072	129,030	558,766	100,302	417,783
Copra.....			138	6,025		44,438		67,792		27,132
Cotton piece goods.....		35,940		39,924		24,372		232,656		73,035
Fish.....		100,993		209,130		102,875		112,873		113,646
Flax—Phormium.....	26,936	3,456,701	27,877	3,389,473	27,779	3,777,048	28,547	4,049,397	17,403	1,998,602
Tow.....	1,201	18,813	3,283	75,362	5,520	178,149	6,885	319,497	3,846	117,980
Fruits.....		63,067		12,695		6,750		49,153		17,092
Fungus.....	4,936	54,292	3,428	36,028		54,560	4,160	49,430	2,917	35,701
Grain :—										
Barley.....	75,193	64,833	49,215	55,524	78,682	94,958	69,740	89,284	48,375	59,753
Beans and peas.....	163,046	195,324	187,829	189,109	128,098	157,553	120,908	144,330	90,751	104,220
Oats.....	2,693,417	1,035,256	1,076,916	485,031	734,997	374,640	36,693	22,659	973,141	536,681
Wheat.....	813,523	613,370	907,151	702,620	61,199	48,253	1,374	1,586	1,385	1,674
Hair.....	908	19,496	1,017	23,764	996	33,736	855	25,340	997	29,408
Hides.....	54,823	260,031	101,378	480,953	134,467	699,252	182,681	910,450	178,865	814,962
Hops.....	5,839	140,623	3,392	97,708	4,405	88,841	2,573	53,684	1,518	30,791
Kauri gum.....	9,203	2,442,177	10,883	2,732,361	9,154	2,542,765	8,708	2,822,122	5,530	1,814,284
Leather (unmanufactured).....	11,179	330,836	9,811	298,205	6,485	217,804	7,726	220,022	6,117	196,452
Linen piece goods.....		370		2,389		3,212		32,316		4,560
Machinery.....		184,787		169,321		190,082		173,861		128,110
Meats—Bacon and hams.....	1,674	30,280	1,252	21,438	1,268	21,701	1,642	29,833	1,986	37,243
Frozen.....	1,912,979	13,595,515	1,690,684	13,112,902	2,025,507	14,001,550	2,354,808	16,647,232	2,120,303	15,517,449
Preserved.....	22,811	314,605	28,539	362,328	40,192	459,886	47,244	487,761	32,341	382,272

SESSIONAL PAPER No. 10f

Metals, mfrs. of	33,191	40,768	47,231	64,936	88,690
Metal, old.	19,856	14,128	22,679	33,157	15,749
Minerals—Auriferous ore	43,304	29,185	67,841	71,297	34,033
Scheelite ore	17	8,994	16,581	75,365	23,468
Potatoes	3,668	16,279	11,315	6,779	8,517
Rugs	14,731	14,869	20,533	34,295	29,477
Sausage skins	273,716	232,271	283,810	335,289	300,983
Seeds, clover and grass	46,459	396,244	435,226	437,586	183,609
Skins:—					
Rabbit	199,548	325,984	246,672	261,617	323,774
Sheep (includes pelts)	1,955,066	2,436,954	3,312,469	3,874,384	2,524,320
Soap	33,814	34,303	31,434	32,938	30,356
Tailor	1,742,141	1,693,055	2,214,460	2,730,030	2,342,496
Timber of all kinds	1,242,932	1,562,969	1,494,489	1,529,102	1,833,569
Wool	22,745,953	26,189,154	32,926,193	37,265,419	25,952,866
All other articles	1,144,198	1,126,334	1,274,266	1,384,602	1,629,054
Totals (mdse)	61,506,755	65,345,945	75,812,379	86,941,380	67,622,263
Coin and bullion:—					
Bullion, gold	526,323	10,192,153	11,052,107	9,847,118	9,757,096
" silver	1,094,461	586,638	698,717	824,822	853,306
Coin	46,710	67,339	499,597	353,604	1,179,139
Total exports	71,775,294	76,192,275	88,063,000	97,668,924	79,411,804

NYASALAND PROTECTORATE (BRITISH CENTRAL AFRICA PROTECTORATE).

VALUE of the Total Imports and Exports from and to each Principal Country during the Years ended March 31, 1905 to 1909, inclusive.

1901-5.	IMPORTS.				EXPORTS.			
	1906-6.	1906-7.	1907-8.	1908-9.	1905-6.	1906-7.	1907-8.	1908-9.
	£	£	£	£	£	£	£	£
924,802	885,592	1,000,815	670,881	551,875	192,350	251,373	204,819	493,704
1,917	1,046	2,565	2,618	153	97			
696	2,540			151	292			
92								
7,947	3,308				2,073	332,480	*104,064	* 6,473
46,100	87,713	39,493	52,082	49,815	63			
3,635	1,732	3,976	4,180	1,231	1,762			
31,156	30,869	7,452	8,360	13,656				
1,913	10,415	13,136	367	589	121,745	37,021	34,231	39,950
					33,394			
1,018,408	1,023,295	1,067,737	738,491	617,770	351,713	320,874	313,114	540,127
161	7,096	7,840	7,280	6,336				
5,149	19,374	7,567						
214	19,374							
77,507	120,352	151,437	73,516	58,302	44,301	28,421	4,350	31,779
15,685	29,127	19,831	45,625	35,161	409			
2,647	6,599	4,463	4,098	4,531	10			
13,145	2,136	15,447	21,067	17,934				
1,071	1,737	959	4,073	7,521				
7,314	22,432	102,415	23,989	7,231				
128,903	208,853	310,459	179,648	137,039				
1,018,408	1,023,295	1,067,737	738,491	617,770	72,737	119,584	103,378	154,925
					262,342	320,874	343,114	540,127
1,147,311	1,232,148	1,378,196	918,139	754,809	333,069	440,458	446,492	695,052

*Includes Natal.

SESSIONAL PAPER No. 10f

NYASALAND PROTECTORATE (BRITISH CENTRAL AFRICA PROTECTORATE).

TOTAL Quantities and Values of the Principal Articles of Merchandise Imported into and Exported from during the Years ended March 31, 1905 to 1909, inclusive.

ARTICLES.	1904-5.		1905-6.		1906-7.		1907-8.		1908-9.	
	Quantity.	Value. %	Quantity.	Value. %	Quantity.	Value. %	Quantity.	Value. %	Quantity.	Value. %
PRINCIPAL ARTICLES IMPORTED.										
Alcohol.....				13,495	13,135		12,361			11,529
Arms and ammunition.....		10,385		13,515	12,726		8,711			10,278
Hardware, etc.....		13,982		145,583	78,232		64,030			79,151
Provisions.....		115,583		146,063	113,539		103,767			94,982
Soft goods.....		111,125		516,928	678,565		389,717			367,000
Coin and bullion— Specie.....		39,907		24,333	44,287		10,731			10,731
All other articles.....		523,337		372,461	437,712		339,553			181,138
Total imports.....		1,147,311		1,232,148	1,378,196		918,139			754,869
PRINCIPAL ARTICLES EXPORTED.										
Coffee.....		132,174		773,952	454,111		79,092			94,788
Cotton, raw.....	1,303,655	28,913	776,640	78,743	526,119	403,486	68,123	756,120	137,994	137,994
Ivory.....	15,116	22,075	16,197	23,647	9,500	8,369	20,221	12,830	31,230	31,230
Rubber.....	72,224	43,941	29,152	17,734	18,218	16,119	16,663	20,501	19,958	19,958
Tobacco.....	56,826	4,609	199,026	16,143	113,316	33,327	559,395	44,963	570,102	49,364
Coin and bullion.....		14,405		89,644	89,644		69,267			198,818
All other articles.....		88,952		210,531	159,660		148,163			142,910
Total exports.....		335,069		425,268	440,458		446,492			695,452

SESSIONAL PAPER No. 10f

ST. LUCIA.

TOTAL Quantities and Values of the Principal Articles of Merchandise Exported during the Years ended December 31, 1904 to 1908, inclusive.

Articles.	1904.		1905.		1906.		1907.		1908.	
	Quantity.	Value. %	Quantity.	Value. %	Quantity.	Value. %	Quantity.	Value. %	Quantity.	Value. %
Animals, living.....										
Coal.....	369	2,492	829	5,615	3,582	404	584
Cocoa, manufactured.....	1,353,700	1,428	1,893,600	1,146	1,968	5,820	3,952
Fuel, wood.....	1,112	1,171	1,893,600	183,133	294	280,154	148,372
Fruits, fresh.....		2,706	882	2,063	1,655	965	2,757
Hides.....		1,144		1,698	1,128	2,812
Logwood.....	436	3,353	2,993	4,759	3,596
Ordnance stores.....		5,299	77	846	478	1,609	4,857
Rum.....	5,681	22,308	8,495	63,527	365
Spices.....		1,153		2,063	1,598	6,653
Sugar and molasses—		136		234	172	496	253
Molasses.....					
Melbado sugar.....		18,001		4,127	78	506	438
".....		7,387		11,723	4,570
Muscovado sugar.....	425,020	26,980	1,774,680	26,980	1,215,200	138,880	3,441
Usine sugar.....	9,893,181	236,437	8,335,040	181,088	12,187,840	11,876,480	261,296
Vegetables.....		1,966		1,728	1,076	1,388
All other articles.....		40,891		43,490	47,163	38,775	266,153
Totals (molse).....		486,872		517,454	538,290	559,081	706,532
Coin and bullion.....		6,847		13,149	19,513	34,748	25,316
Banker's coal.....	59,007	313,493	81,320	499,447	514,387	692,920	497,802
Total exports.....		837,212		1,030,650	1,072,190	1,286,749	1,229,650

ST. VINCENT.

VALUE of the Total Imports and Exports from and to each Principal Country during the Years ended March 31, 1905 to 1909, inclusive.

		IMPORTS.					EXPORTS.				
		1904-5.	1905-6.	1906-7.	1907-8.	1908-9.	1904-5.	1905-6.	1906-7.	1907-8.	1908-9.
		\$	\$	\$	\$	\$	\$	\$	\$	\$	\$
		140,237	123,458	132,013	176,562	220,265	108,000	118,773	194,073	256,560	204,961
		12,371	12,586	39,638	40,292	34,957	30,811	21,093	27,068	17,754	9,962
		131,497	136,775	120,177	166,167	290,390	100,019	114,781	182,863	179,507	173,745
				156	88	146			229	9	53
		284,105	273,319	291,984	383,079	455,758	238,830	254,647	404,233	453,830	448,721
		44		282	380	711					
		204	622	506	482	663	39				439
		925	1,967	1,401	2,978	4,229	818	842	44	263	1,100
		384	453	370	666	613					
		545	1,056	798	808	1,513					
		73,711	58,841	84,285	81,205	89,717	9,377	841	2,477	3,295	9,377
		229		9	83		1,226	1,927	307	511	
		1,144	14	4	214	259	2,305	56	547	855	1,430
		77,186	62,953	87,655	86,816	97,645	13,765	3,665	3,375	4,024	12,346
		284,105	273,319	291,984	383,079	455,758	238,830	254,647	404,233	453,830	448,721
		361,291	336,272	379,639	469,895	553,403	252,595	258,312	407,608	458,754	461,067

COUNTRIES.

British Empire.
 United Kingdom.....
 British North America.....
 British West Indies.....
 Other British Possessions.....
Totals, British Empire.....

Foreign Countries.

Denmark.....
 France.....
 Foreign West Indies.....
 Germany.....
 Holland.....
 United States.....
 Venezuela.....
 Other Foreign Countries.....
Totals, Foreign Countries.....
Totals, British Empire.....
Grand totals.....

SESSIONAL PAPER No. 10f

ST. VINCENT.

TOTAL Quantities and Values of the Principal Articles of Merchandise Imported during the Years ended March 31, 1905 to 1909, inclusive.

ARTICLES.	1904-5.		1905-6.		1906-7.		1907-8.		1908-9.	
	Quantity.	Value.	Quantity.	Value.	Quantity.	Value.	Quantity.	Value.	Quantity.	Value.
Ale and beer		\$		%		%		%		%
Animals, living	1,664		1,684		1,528		1,528		2,195	
Bacon and hams	861		2,118		2,112		4,866		4,643	
Beef, salted or cured	8,334		6,631		5,347		7,654		9,718	
Books	224		157		125		169		135	
Boots and shoes	2,944		2,419		3,605		4,657		6,360	
Bran	1,737		3,605		905		793		1,402	
Bread	4,161		905		822		1,149		1,402	
Butter	8,682		9,942		7,840		8,326		15,106	
Cement	8,215		7,388		8,049		8,326		8,702	
Cheese	2,424		1,941		2,268		2,779		4,716	
Earthen and glassware	6,901		4,580		4,134		6,137		6,968	
Fish	27,599		3,215		4,560		4,983		5,796	
Flour, wheaten	38,694		23,736		28,975		28,767		32,139	
" other kinds	543		38,274		40,807		50,613		51,449	
Furniture	2,165		631		2,755		831		3,695	
Lard	2,044		2,433		2,063		2,268		4,126	
Leather:—	10,614		730		10,587		14,308		13,516	
Mfd., except boots and shoes.	277		1,041		642		1,134		1,270	
Unmanufactured	813		389		973		1,119		1,401	
Lime	204		307		822		1,290		1,353	
Medicinal extracts and prepara- tions	3,460		3,840		3,577		5,100		4,949	
Metal mfrs.	21,340		23,470		28,820		30,031		52,827	
Oats	1,558		1,394		1,153		1,832		2,175	
Oilmeal and cake	85,250		75,486		1,679		93,375		2,161	
Oils	10,317		10,841		12,502		13,696		14,731	
Panirs	27,222		745		1,801		1,791		2,271	
Paper	1,606		1,621		1,450		2,229		1,655	
Pork, salted and cured	837		9,355		511		10,361		2,151	
Rice	444,689		11,670		10,606		352,844		10,769	
			406,453		11,091		13,150		12,672	

ST. VINCENT.

Total Quantities and Values of the Principal Articles of Merchandise Imported, &c.—*Continued.*

Articles	1904-5.		1905-6.		1906-7.		1907-8.		1908-9.	
	Quantity	Value.	Quantity.	Value.	Quantity.	Value.	Quantity.	Value.	Quantity.	Value.
Salt	2,120	2,221	2,275	2,296	1,533	1,557	2,253	1,557	2,008	1,839
Soap	5,216	7,639	8,501	8,501	6,701
Spirits and wines	7,314	6,998	8,701	8,701	9,748
Sugar	114,998	4,185	173,099	131,571	3,767	4,745	146,522	4,745	193,006	6,851
Textiles	85,590	86,865	116,255	116,255	144,805
Tobacco	33,354	4,618	34,151	31,866	4,326	5,051	34,934	5,051	35,227	5,674
Wood and timber:—
Pine timber	538,302	17,350	326,370	867,500	30,134	30,134	540,100	17,393	705,136	28,678
Shooks, staves, &c.	8,569	8,667	12,672	12,672	12,561
Shingles	451,680	2,740	254,650	851,800	3,742	4,215	939,600	4,215	1,155,350	5,595
Other	1,100	404	404	1,110	462
All other articles	46,152	58,159	60,882	60,882	72,566
Total imports	361,291	379,639	469,895	469,895	553,403

SESSIONAL PAPER No. 10f

ST. VINCENT.

Total Quantities and Values of the Principal Articles of Merchandise Exported during the Years ended March 31, 1905 to 1909, inclusive.

Articles.	1904-5.		1905-6.		1906-7.		1907-8.		1908-9.	
	Quantity.	Value.	Quantity.	Value.	Quantity.	Value.	Quantity.	Value.	Quantity.	Value.
Animals, living		%		%		%		%		%
Arrowroot	4,603,301	29,056	4,356,169	24,776	4,643,124	25,268	4,501,637	23,194	5,611,379	29,590
Cocoa	129,291	100,613	137,073	99,876	193,073	118,508	216,455	124,372	218,644	134,870
Cotton, raw	126,178	10,974	138,150	11,806	263,036	18,678	427,819	24,138	426,830	24,279
Ground nuts	5,181	21,870	3,919	37,346	7,685	88,422	6,360	149,830	6,869	146,228
Metals, gold		6,121		11,897		9,387		7,732		8,408
Metals, silver		163		259		1,369		2,469		161
Molasses	18,330	754	21,509	464	30,400	* 65,270	34,507	* 48,982		* 62,916
Oils, whale	10,326	3,173	6,482	4,356	5,825	5,406	9,632	7,003	13,434	1,947
Pease, dried	1,390	2,229	1,047	1,846	1,807	1,217	1,409	2,471	1,247	3,136
Spirits and wines		1,426		2,119		34		481		2,424
Starch (Cassava)	301,738	6,710	337,406	7,450	392,014	7,003	230,072	6,307	236,502	2,584
Sugar (crystallized)					2,565,640	5,718	460,363	11,091	300,996	6,579
Sugar (muscovado)					967,445	17,391	206,579	4,346	199,348	4,614
Textile fibres	2,083,540	17,582	786,293	18,457		638		545		686
Vegetables, fresh :—		116		102						
Sweet potatoes	7,380	7,295	9,548	9,487	5,558	5,440	4,786	5,080	6,409	6,623
Other		4,098		7,766		7,650		5,694		5,990
All other articles		17,369		19,073		26,026		32,927		21,372
Total exports		272,545		258,312		407,608		458,754		461,067

* Includes specie.

SESSIONAL PAPER No. 10f

SIERRA LEONE.

Total Quantities and Values of the Principal Articles of Merchandise Imported during the Years ended December 31, 1904 to 1908, inclusive.

ARTICLES.	1904.		1905.		1906.		1907.		1908.	
	Quantity.	Value.	Quantity.	Value.	Quantity.	Value.	Quantity.	Value.	Quantity.	Value.
Ale, beer and porter.....		\$ 34,752		\$ 41,001		\$ 43,123		\$ 40,899		\$ 34,325
Animals, living.....		32,250		35,123		35,049		61,451		44,003
Apparel.....		92,389		70,308		83,735		97,328		82,102
Bacon and hams.....	461	8,800	310	6,595	424	8,935	371	8,258	386	8,270
Bags.....		29,774	680,401	43,177	593,523	47,829	566,631	52,671	51,192	31,993
Beads.....		24,796		32,277		11,244		10,911		8,950
Beef and pork.....	1,498	9,303	1,400	8,629	1,416	7,289	1,080	11,018	942	5,437
Boats.....	8	6,472	8	2,969	7	42,578	24	44,407	12	27,413
Books and stationery.....		38,402		34,217		26,543		38,363		15,004
Boots and shoes.....		21,812		23,179		20,639		20,911		21,185
Bread.....	483,801	18,741	383,011	16,848	443,840	28,548	507,325	36,646	722	22,596
Building materials.....		109,491		28,543		23,009		25,803		12,196
Butter.....		23,300		19,337		623		13,633		31,852
Candles.....		12,424		14,824		1,197		1,085		179,386
Cement.....	19,262	19,004		22,114	23,419	124,138	31,112	40,700	32,796	15,374
Coal.....		104,726		81,360		13,446		26,327		9,636
Coopers' stores.....		6,374		6,935		7,842		10,068		1,093,452
Cordage.....		7,080		7,811		1,118,963		1,222,273		50
Cottons.....		806,664		997,330		34		102		21,881
Country cloths.....		1,110		301		16,177		23,437		28,582
Cutlery.....		17,237		20,653		30,933		30,748		3,607
Earthenware.....		28,737		22,756		14,859		11,665		73,341
Fish, preserved.....		12,395		80,445		81,433		83,925		21,019
Flour.....	3,382,258	164,516	2,738,471	16,410	2,633,469	157,461	2,836,441	24,790	223,458	86,631
Furniture.....		26,635		135,794		198,379		152,954		15,297
Haberdashery.....		138,631		136,334		29,811		247,956		15,297
Hardware.....		195,838		16,693		1,716		20,537		32,436
Lard.....	1,728	13,364	1,471	10,693	1,716	29,811	1,531	20,537	1,127	13,595
Lumber.....		49,873		43,815		47,878		93,430		1,076
Machinery.....	1,643,956	44,812	1,769,715	8,205	1,190,122	27,248	7,475	66,045	3,712	8,089
Military stores.....						20				
Oils.....		56,468		53,674		44,496		9,753		
Palm kernels.....	2	88	61	88	1,671	3,309	3,564	9,753		

SIERRA LEONE.

TOTAL QUANTITIES AND VALUES OF THE PRINCIPAL ARTICLES OF MERCHANDISE IMPORTED, &c.—*Concluded.*

ARTICLES.	1904.		1905.		1906.		1907.		1908.	
	Quantity.	Value.	Quantity.	Value.	Quantity.	Value.	Quantity.	Value.	Quantity.	Value.
Potatoes and onions.....		14,264		17,501		20,386		28,280		19,681
Provisions.....		85,483		91,108		105,373		98,044		78,023
Rice.....		18,160		10,697		28,326		24,007		7,881
Rubber.....	45	2,302	2	49	19	886	158	16,041	68	445
Salt.....	5,205	61,088	5,761	67,354	5,460	73,827	4,422	67,378	5,051	79,979
Silk goods.....		9,865		10,502		12,775		18,819		7,587
Spirits and wines.....	365,174	211,091	309,798	212,517	332,685	241,542	451,074	301,280	336,181	246,383
Sugar.....	7,737	31,881	10,043	45,649	8,836	35,205	11,886	46,014	7,898	31,585
Tobacco.....	1,598,387	176,621	1,273,848	148,156	1,740,789	216,420	1,973,312	264,620	1,718,721	270,246
Woollen goods.....		37,706		41,546		50,715		80,942		62,201
All other articles.....		332,392		336,063		411,404		498,083		395,740
Totals (mdsc.).....		3,086,197		3,014,013		3,003,966		4,211,885		3,552,860
Coin and bullion.....		404,351		405,539		707,175		596,488		497,147
Total imports.....		3,490,548		3,419,552		4,311,141		4,808,373		3,960,007

SESSIONAL PAPER No. 10f

SIERRA LEONE.

Total Quantities and Values of the Principal Articles of Merchandise Exported during the Years ended December 31, 1904 to 1908, inclusive.

Articles.	1904.		1905.		1906.		1907.		1908.	
	Quantity.	Value. %	Quantity.	Value. %	Quantity.	Value. %	Quantity.	Value. %	Quantity.	Value. %
Animals, living.....		10		10		579				820
Benniseed.....		4,496		3,884		1,416				9,232
Coal.....	20,026	191,919	13,753	135,247	23,419	211,827	22,509	214,707	18,182	176,972
Cotton goods.....		15,933		11,991		15,087		13,072		27,672
Food and drink.....	17,697	20,148	13,560	17,248	11,583	33,750	12,369	46,258	12,733	53,105
Ginger.....	833	62,016	639	37,739	532	52,949	853	56,346	904	57,772
Gum, copal.....		19,627		15,622		19,194		29,273		24,080
Hides.....		3,285		3,684		5,869		15,812		11,689
Kola nuts, fresh.....	15,560	392,944	15,377	368,543	23,099	506,532	27,406	552,843	23,209	529,532
Narcotics.....		1,260		5,250		2,472		3,212		4,516
Palm kernels.....	25,101	1,040,158	28,154	1,310,861	30,574	1,608,078	34,912	2,173,298	33,721	1,620,050
Palm oil.....	241,131	79,058	266,012	90,150	375,573	135,021	615,997	248,959	489,636	177,365
Peasava.....	156	14,133	226	19,369		26,338	328	27,974	516	41,989
Rubber.....	152,249	87,867	426,610	239,109	240,049	146,827	164,463	109,102	92,016	45,616
All other articles.....		41,855		55,655		130,568		76,329		61,445
Totals (ndsc).....		1,980,709		2,314,392		2,896,507		3,574,221		2,843,879
Coin and bullion.....		378,991		426,271		591,061		471,225		741,662
Total exports.....		2,359,700		2,740,663		3,487,568		4,045,456		3,585,541

SOMALILAND PROTECTORATE.

TOTAL Quantities and Values of the Principal Articles of Merchandise Imported during the Years ended March 31, 1905 to 1909, inclusive.

ARTICLES.	1904-5.		1905-6.		1906-7.		1907-8.		1908-9.	
	Quantity.	Value.	Quantity.	Value.	Quantity.	Value.	Quantity.	Value.	Quantity.	Value.
		₹		₹		₹		₹		₹
Dates.....	128,960	201,597	116,999	182,690	103,603	163,345	93,571	116,335	91,379	112,685
Flour.....	12,836	33,108	6,992	18,036	8,361	21,900	8,812	21,333	5,221	11,308
Grain—										
Bawaroo.....	60,839	87,178	80,746	118,450	85,244	122,489	83,283	114,658	71,080	101,372
Rice.....	273,526	537,927	260,004	508,318	199,565	386,019	111,023	213,017	139,181	270,401
Oil, kerosene.....		11,602		4,253		7,047		7,387		13,870
Sugar.....	13,493	41,892	11,928	37,376	13,912	42,698	15,213	47,426	16,289	49,431
Textiles—										
American grey sheeting.....	4,021,920	210,532	3,736,129	190,617	8,201,200	351,675	3,204,045	177,356	1,165,216	217,173
European white longcloth.....	1,454,085	67,793	757,114	41,591	923,563	51,210	788,638	16,584	823,921	18,666
Other piece goods.....		56,341		68,620		84,733		63,311		72,323
Tobacco.....		11,909		10,891		10,653		1,928		13,076
Coin and bullion.....		141,177		50,886		61,705		48,400		114,960
All other articles.....		193,674		90,428		103,368		227,307		339,902
Total imports.....		1,565,030		1,325,116		1,414,092		1,135,036		1,428,677

SOMALILAND PROTECTORATE.

TOTAL Quantities and Values of the Principal Articles of Merchandise Exported during the Years ended March 31, 1905 to 1909, inclusive.

ARTICLES.	1904-5.		1905-6.		1906-7.		1907-8.		1908-9.	
	Quantity.	Value.	Quantity.	Value.	Quantity.	Value.	Quantity.	Value.	Quantity.	Value.
		§		§		§		§		§
Coffee.....	986	11,641	46	5,441	2,948	34,442	1,772	22,211	2,191	31,146
Feathers, ostrich.....	2,054	14,493	2,286	16,031	2,714	19,569	3,031	21,773	2,836	20,911
Ghee.....	806	14,527	2,702	48,049	5,557	98,642	4,022	70,488	3,113	52,593
Gums and resins.....	1,420	12,473	9,491	42,024	5,520	35,916	5,990	37,663	4,927	28,694
Hides.....		9,028		18,513		18,474		10,847		10,969
Ivory.....	111	238	37	73	81	151	1,369	3,543	70	112
Live stock—										
Cattle.....	1,851	17,029	2,787	25,238	2,451	22,820	2,323	22,338	2,068	20,240
Sheep and goats.....	54,411	88,266	81,824	132,738	86,909	140,987	92,443	149,961	85,725	139,064
Shells (mother-of-pearl).....	1,453	20,727	913	12,838	537	7,125	566	7,081	1,030	13,694
Skins.....		633,786		647,325		616,694		588,073		631,285
Coin and bullion—										
Bullion, gold.....	1,494	28,451								560
Specie.....		492,331		91,172		44,759		73,492		56,472
All other articles.....		77,698		38,359		37,199		41,804		42,803
Total exports.....		1,420,688		1,077,801		1,076,778		1,049,774		1,108,543

SESSIONAL PAPER No. 10f

Metals									
Unmanufactured :—									
Tin.....	Pikuls.	32,818,538	295,361	25,609,335	299,552	14,072,226			
Tin ore.....	"	19,697,636	963,072	54,517,992	1,152,542	53,145,161			
Other.....		175,515		191,657		171,471			
Manufactured.....		10,495,997		13,493,143		11,242,608			
Milk, condensed.....	Cases.	1,591,833	212,011	1,747,352	215,296	1,757,423			
Nuts.....	Pikuls.	1,170,033	211,250	1,392,141	228,578	1,397,906			
Oils.....		5,668,967		6,372,069		6,016,615			
Opium.....		10,098,281		11,155,571		9,139,279			
Paper.....		1,831,576		1,694,757		1,218,418			
Provisions.....		2,649,545		3,004,864		2,708,508			
Rattans.....	Pikuls.	1,091,735	563,387	3,926,993	476,761	3,079,927			
Sago.....	"	1,799,205	891,731	2,257,250	936,479	2,284,891			
Silk goods.....		2,459,583		2,507,193		1,866,161			
Spices.....	Pikuls.	13,312,086	1,216,793	13,639,119	1,254,379	10,256,333			
Spirits and wines.....		3,219,926		3,071,081		2,500,930			
Sugar.....	Pikuls.	5,314,185	993,881	5,228,089	803,565	4,939,128			
Tapoca.....	"	3,819,133		4,365,463		1,377,737			
Tea.....	Pikuls.	1,932,267	58,533	1,871,225	55,456	1,692,339			
Textile materials.....		1,381,268		1,210,321		1,401,789			
Tobacco.....		6,739,370		7,010,922		6,413,391			
Vegetables.....		1,467,617		1,780,551		1,472,880			
Wood, unmanufactured.....		1,499,789		1,611,930		1,519,021			
Woollen goods.....		874,853		1,418,743		729,856			
All other articles.....		25,266,897		26,729,822		41,183,883			
Totals (mdsc.)		337,063,088		335,428,101		311,591,862			
Coin and bullion		40,873,000		29,063,681		19,783,195			
Total imports		383,942,088		364,491,782		331,285,057			

STRAITS SETTLEMENTS.

Total Quantities and Values of the Principal Articles of Merchandise Exported during the Years ended December 31, 1901 to 1908, inclusive.

NOTE:—Dollar = 56 cents. Pikel = 133½ lbs.

ARTICLES.	1901.		1905.		1906.		1907.		1908.	
	Quantity.	Value.	Quantity.	Value.	Quantity.	Value.	Quantity.	Value.	Quantity.	Value.
Animals.										
Apparel, hosiery and millinery.										
Beche-de-Mer. Pikuls.										
Coffee. "										
Copra. "										
Cotton goods:—										
Dyed. Pieces.										
Plain. "										
Printed. "										
Sarongs, slendangs and kams.										
Other. "										
Curry stuffs.										
Drugs and chemicals, including medicines.										
Fish.										
Fruits.										
Gambier. Pkuls.										
Grains:—										
Beans and peas.										
Rice. "										
Wheat flour. "										
Other. "										
Gums, dyes and resins:—										
Borneo rubber. Pkuls.										
Copal. "										
Gutta percha, including Para rubber. "										
Gutta, inferior. "										
Other. "										
Gummies. "										

9-10 EDWARD VII., A. 1910

STATIONAL PAPER No. 10f

Hides—Raw.....	Pikuls.....	1,546,675	56,270	1,550,394	44,343	496,643
Tanned.....	".....	1,589,991	35,565	1,674,647	40,643	1,856,923
Lard.....	".....	905,477	48,999	1,020,049	40,030	817,165
Matches.....	Cases.....	1,582,651	75,029	1,577,415	51,407	1,094,482
Metals:—						
Unmanufactured—						
Tin.....	Pikuls.....	88,849,337	436,233	88,247,807	1,064,367	71,737,890
Other.....	".....	314,462	253,456	139,350
Manufactured.....	".....	4,721,536	5,257,334	3,791,372
Oils.....	".....	3,901,013	6,069,404	4,922,285
Opium.....	".....	8,753,338	8,757,920	7,674,810
Provisions.....	".....	1,683,065	1,876,047	1,947,896
Rattans.....	Pikuls.....	4,557,650	469,508	4,508,423	451,735	3,916,425
Sago.....	".....	2,987,807	1,011,446	3,526,577	1,090,116	3,545,012
Spices:—						
Areca nuts.....	".....	6,523,164	924,587	5,714,728	799,248	3,481,153
Pepper.....	".....	10,107,999	156,873	8,881,949	612,192	8,592,660
Other.....	".....	1,096,325	39,776	1,089,751	46,179	987,016
Spirits and wines.....	".....	1,999,580	2,098,083	1,634,362
Sugar.....	Pikuls.....	8,489,328	1,304,288	7,196,408	863,892	5,649,364
Tapioca.....	".....	7,464,163	8,221,564	1,283,011
Tea.....	Pikuls.....	1,218,440	37,474	1,278,231	33,433	1,043,735
Textile materials.....	".....	1,139,583	1,217,330	1,287,745
Wood, unmanufactured.....	".....	2,061,338	2,343,019	1,660,863
All other articles.....	".....	22,417,435	25,976,263	28,780,598
Totals (mdse).....		263,158,779	295,048,492	292,459,100
Coin and bullion.....		61,635,072	24,517,059	11,353,024
Total exports.....		326,193,851	296,247,431	319,565,551	273,818,124

TRINIDAD.

Value of the Total Imports and Exports from and to each Principal Country during the Years ended March 31, 1905 to 1909, inclusive. (Including Coin and Bullion.)

	IMPORTS.					EXPORTS.				
	1904 5.	1905 6.	1907 8.	1908 9.	1909 9.	1904 5.	1905 6.	1906 7.	1907 8.	1908 9.
	£	£	£	£	£	£	£	£	£	£
BRITISH EMPIRE.										
United Kingdom.....	4,568,768	4,660,291	5,113,738	4,394,367	3,977,604	1,031,600	3,416,065	3,997,095	2,461,840	
British Guiana.....	44,880	1,415,616	182,743	189,017	25,418	505,203	153,415	21,362	11,129	
India.....	398,650	631,116	532,184	552,872	1,908	2,754			19	
North America.....	569,663	677,338	638,492	657,711	555,963	1,104,991	1,018,299	1,318,505	1,354,857	
West Indies.....	386,078	1,135,613	197,333	141,206	170,153	1,207,113	171,798	147,377	113,143	
Other British Possessions.....	8,886	7,870	10,414	7,806	1,563	499	6,810	7,578	2,483	
Totals, British Empire.....	5,916,925	8,730,841	6,644,123	6,021,171	5,413,368	6,852,170	4,778,327	5,524,917	3,713,812	
FOREIGN COUNTRIES.										
Austria-Hungary.....	25,000	12,434	8,317	17,919	12,478	11,928	15,758	21,573	16,539	
Dutch Guiana.....	399	533	623	78	8,760	5,129	4,725	1,256	4,920	
France.....	398,270	379,941	441,762	404,970	2,000,936	2,377,079	1,566,166	5,133,177	2,319,545	
Germany.....	3,416	3,830	311	190	12,395	3,816	38,122	34,800	27,049	
Holland.....	2,916,955	3,307,782	423,049	297,743	2,577,945	289,732	565,424	819,805	447,427	
Italy.....	24,790	60,089	273,794	224,845	312,478	295,787	588,560	1,263,255	169,243	
Portugal and Possessions.....	42,890	33,214	49,908	26,297	3,285	19,417	7,567	253	3,976	
Spain.....	78,311	72,975	18,579	185,648	632	4,657	127	731	31	
South America, N.E.S.....	53,786	51,701	13,897	48,733	23,638	33,254	14,965	25,487	21,349	
Cuba and Porto Rico.....	2,443	2,667	2,711	5,296	9,227	36,558	13,569	220,771	23,146	
United States.....	3,296,782	3,168,541	3,976,344	3,490,130	3,380,498	1,141,738	1,714,250	5,289,930	4,496,075	
Venezuela.....	2,623,065	3,205,123	5,736,928	2,062,995	405,412	1,273,170	1,535,171	1,824,917	733,505	
Other Foreign Countries.....	31,148	29,963	39,157	216,391	214,639	72,389	105,621	165,226	139,727	
Totals, Foreign Countries.....	6,817,789	7,316,730	11,691,285	7,624,644	6,672,432	8,568,866	9,290,320	14,809,363	8,453,892	
Totals, British Empire.....	5,916,925	8,730,841	6,644,123	6,021,171	5,413,368	6,852,170	4,778,327	5,524,917	3,713,812	
Grand totals.....	12,791,714	16,077,574	17,735,406	13,665,815	12,065,806	15,421,036	13,978,647	20,327,580	12,167,611	

SESSIONAL PAPER No. 10f

TRINIDAD.

Total Quantities and Values of the Principal Articles of Merchandise Imported during the Years ended March 31, 1905 to 1909, inclusive.

Articles.	1901-5.		1905-6.		1906-7.		1907-8.		1908-9.	
	Quantity.	Value.	Quantity.	Value.	Quantity.	Value.	Quantity.	Value.	Quantity.	Value.
Animals, living :		\$		%		%		%		%
Oxen.....	No. 6,736	191,576	7,112	213,184	6,972	228,407	6,800	206,181	6,495	221,886
All other.....	" 27,786	188,719	29,297	127,195	30,055	121,614	21,869	111,381	13,357	53,708
Balata gum.....	Lbs. 1,279,326	389,023	1,413,611	390,453	1,272,175	163,290	221,333	64,429	68,111	23,541
Books printed, newspapers, &c.....		35,636	43,157	43,157		43,157		47,705		47,970
Breadstuffs :										
Bread.....	Bkls. 11,657	40,821	9,347	37,035	1,026	25,803	7,453	38,724	9,819	37,770
Dholl.....	Lbs. 3,528,927	76,017	2,520,008	49,174	3,311,825	81,028	2,151,394	55,927	2,375,327	67,408
Flour.....	Bkls. 168,380	771,978	201,638	885,767	227,838	912,713	226,291	991,381	239,494	1,084,178
Maize.....	Bksh. 41,411	28,275	34,081	24,907	37,476	25,339	31,338	21,878	25,536	22,566
Mead, not wheaten.....	Bksh. 8,969	27,637	12,042	9,345		28,319	8,790	29,563	7,909	32,141
Oats.....	Bush. 214,537	112,848	224,319	114,225	217,189	117,983	221,488	136,901	203,457	135,761
Pease and beans.....	" 52,739	553,276	66,162	663,162		73,751		65,038		64,541
Rice.....	Lbs. 23,696,006	32,130	26,295,684	573,541	22,975,765	600,483	17,693,021	516,187	19,967,617	577,125
Candles.....	" 377,818	411,173	411,173	37,239	318,759	29,434	119,306	41,513	339,418	29,601
Carrriages and motors.....	No. 115	16,326	117	16,631	117	16,878	111	12,516	103	31,302
Cement.....	Bkls. 74,765	141,326	60,885	99,737	47,561	77,730	19,819	92,705	57,085	100,866
Cocoa, raw.....	Lbs. 7,604,958	878,852	6,906,137	753,992	5,493,726	919,016	8,746,551	1,567,989	8,075,333	946,983
Coal and coke.....	Tons. 21,819	108,399	20,939	101,786	23,255	115,325	40,276	230,879	41,625	245,757
Coffee.....	Lbs. 62,989	62,989	411,007	10,383	363,102	31,479	605,152	19,080	498,214	38,378
Confectionery.....	" 20,985	20,985		22,435		17,371		27,061		23,069
Cordage and twine.....	" 48,833	150,041		16,885		18,900		57,786		13,240
Earthenware and glassware.....	" 120,012	368,465	7,110,722	125,316	6,911,131	120,012	390,570	98,521	119,876	355,519
Fish.....	Lbs. 6,296,746	84,477		141,919		67,173		7,418,273		7,513,801
Furniture.....	" 6,296,746	84,477		79,637		68,970		69,861		61,836
Hardware, &c. :—										
Bicycles.....	" 7,752	7,752		6,672		5,708		9,928		5,470
Cutlery.....	" 10,609	10,609		15,692		9,397		13,992		10,190
Implements and tools.....	" 21,520	21,520		21,291		20,006		21,460		10,901
Iron for building.....	" 64,046	64,046		49,684		13,242		88,765		36,346
Jewellery.....	" 61,943	61,943		53,718		50,759		61,573		56,959
Machinery.....	" 203,772	203,772		163,043		301,368		210,955		208,001
Rails and railway materials.....	" 29,220	29,220		51,396		37,853		51,880		45,198

TRINIDAD.

Total Quantities and Values of the Principal Articles of Merchandise Imported, &c.—Concluded.

ARTICLES.	1904-5.		1905-6.		1906-7.		1907-8.		1908-9.	
	Quantity.	Value. \$	Quantity.	Value. \$	Quantity.	Value. \$	Quantity.	Value. \$	Quantity.	Value. \$
Hardware, &c. <i>Con.</i>										
All other hardware, &c.		601,413		435,441		445,814		445,956		451,149
Hay and bran		21,880		17,831		17,204		24,196		19,856
Hides..... No.	25,859	57,285	22,062	41,337	25,672	68,479	18,029	53,568	11,437	16,216
Leather:—Manufactured—										
Boots and shoes		232,623		256,395		265,910		314,736		244,661
Saddlery		21,952		22,994		19,954		26,207		19,043
Other.....		15,715		9,636		10,385		13,101		22,002
Unmanufactured.		49,489		45,212		39,235		61,432		26,883
Lime		6,136		2,862		3,222		3,270		1,465
Manures..... Tons.	3,786	107,903	3,315	125,370	3,351	107,349	3,864	136,456	5,649	215,608
Malt liquors..... Galls.	234,302	270,527	214,130	207,923	204,965	181,395	240,294	236,763	215,223	194,151
Medicines		86,836		81,088		76,382		103,349		82,528
Milk, condensed		123,915		140,695		144,486		156,852		124,564
Musical instruments		9,338		5,066		4,930		16,143		19,146
Oils:—										
Edible..... Galls.	47,596	59,636	37,939	42,900	39,228	48,122	53,997	63,136	44,358	55,859
Non-edible.....										
Kerosene		93,142		97,907		101,917		116,396		116,596
Other	516,348	24,464	552,389	23,471	559,363	22,206	590,708	636,180	31,327	69,019
Oilmeal..... Lbs.	4,862,950	71,238	4,594,500	74,260	5,286,565	89,826	6,114,143	104,249	4,255,484	28,202
Opium and ganja..... "	8,484	18,751	8,229	19,783	8,550	20,533	8,016	24,016	7,571	28,202
Paints and painters' colours and materials		36,744		34,623		39,679		31,341		20,444
Paper, not writing		35,701		42,369		40,281		47,070		37,959
Patent fuel..... Tons.	16,692	101,119	12,101	73,015	17,493	112,060	17,118	116,663	12,959	90,918
Provisions:—										
Butter..... Lbs.	748,841	163,063	638,481	130,903	679,725	151,589	802,471	175,847	657,334	148,832
Butter substitutes—										
Fat, edible, preparation of "	42,900	9,586	62,089	101,653	101,216	19,151	572,366	53,484	1,731,200	145,200
Lard..... "	1,672,712	104,040	1,923,729	122,611	2,006,000	156,536	3,861,385	164,538	401,135	31,166
Oleomargarine..... "	146,496	13,777	188,552	17,174	190,400	18,138	228,018	21,895	196,690	18,338
Cheese..... "	310,640	42,437	296,438	43,250	272,388	40,106	292,683	46,812	280,433	44,058
Meats..... "	8,520,320	516,499	7,948,600	449,271	7,506,440	469,492	7,220,037	507,530	6,526,434	434,121

SESSIONAL PAPER No. 10f

Salt.....	16,824	11,675	3,659,154	11,865	15,714	12,186
Soap.....	3,730,840	142,391	3,465,490	145,839	146,190	146,283
Spirits, other than medicinal.....	114,308	113,967	50,688	98,063	132,446	126,913
Starch.....	17,378	55,334	21,203	20,542	23,101	20,473
Stationery.....	53,483	58,541	65,666	65,666	57,490	53,858
Sugar.....	23,705	35,546	361,551	12,181	16,702	22,186
Tobacco:—						
Cigars and cigarettes.....	21,379	24,031	28,555	30,066	43,683	32,719
Manufactured.....	32,669	33,583	84,357	35,979	52,706	50,019
Unmanufactured.....	59,758	55,597	512,240	45,114	56,691	65,689
Textiles:—						
Apparel, wearing.....	298,397	299,689		302,638	370,041	286,389
Bags, empty.....	118,630	149,397		172,518	184,633	140,008
Haberdashery.....	124,756	104,361		112,352	146,725	132,432
Hats.....	111,923	102,069		88,685	139,629	222,163
Other.....	1,067,451	1,052,392		1,008,198	1,308,875	1,201,177
Vegetables, fresh:—						
Onions.....	43,678	38,363		45,387	53,460	46,238
Potatoes.....	78,923	84,198		78,308	82,076	112,191
Other.....	32,436	23,478		31,773	31,425	22,985
Wines.....	161,972	134,363	153,598	114,144	118,832	105,733
Wood:—						
Shingles.....	560	638	191,250	581	881	180
Shooks.....	15,875	5,907	14,270	21,627	34,563	25,871
Staves.....	2,215	6,619	569,650	4,413	3,297	7,804
Timber, sawn and beam.....	106,950	211,700	9,390,861	236,770	243,755	219,068
Hoops.....	1,045	4,385	154,080	4,726	6,735	4,541
All other articles.....	778,402	621,228		683,630	715,030	668,358
Totals.....	11,272,752	10,568,654		11,111,569	12,303,761	11,165,763
Merchandise entered for transhipment.....	984,389	3,549,353		3,322,614	4,648,432	1,211,036
Totals (indec.).....	12,257,142	14,117,407		14,434,183	17,152,693	12,376,799
Coin and bullion.....	313,394	637,461		394,819	91,421	569,060
" entered for transhipment.....	224,188	1,322,706		358,546	491,294	109,056
Total imports.....	12,794,714	16,077,574		15,187,488	17,735,408	13,655,815

SI-MONIAL PAPER No. 10f

Wines..... Galls.	14,089	13,734	14,162	12,678	9,397	7,901	6,905	7,187
All other articles.....	196,133	297,610	311,223	172,636	172,298
Totals.....	10,767,525	10,311,235	9,674,650	13,121,986	10,806,174
Merchandise entered for transship- ment.....	984,380	3,549,353	3,322,614	4,648,932	1,211,036
Totals (indisc.).....	11,751,905	13,860,588	12,997,264	19,770,912	12,017,210
Coal and ballion.....	89,707	237,742	622,837	65,574	41,348
" entered for trans- shipment.....	224,188	1,322,706	358,516	491,294	509,056
Total exports.....	12,065,800	15,421,036	13,978,647	20,327,680	12,167,614

UGANDA PROTECTORATE.

VALUE of the Total Imports and Exports from and to each Principal Country during the Years ended March 31, 1905 to 1909, inclusive. (*Including Coin and Bullion.*)

EXPORTS.		COUNTRIES.				EXPORTS.			
1904-5.	1905-6.	1906-7.	1907-8.	1908-9.	1904-5.	1905-6.	1906-7.	1907-8.	1908-9.
₦	₦	₦	₦	₦	₦	₦	₦	₦	₦
326,476	441,786	521,312	717,400	891,724	327,891	437,153	564,538	667,312	618,918
3,816	98,277	69,548	118,124	93,387					
116,327	113,121	92,963	113,490	102,581					
		2,410	8,005	1,952					
446,619	655,184	686,633	957,019	1,095,647	327,891	437,153	564,538	667,312	
30,796	3,124	2,039	4,015	4,789					
1,820	90,092	157,115	244,749	387,182					
12,317	2,545	1,791	6,467	3,592					
83,213	11,349	19,613	32,612	29,536					
9,237	80,066	262,439	183,448	142,462					
385	5,217	13,617	15,938	22,999					
	2,453	2,374	1,382	5,825					
21,774	15,749	16,474	10,740	8,750					
8,103	23,905	57,694	35,300	133,059					
105,373	163,663	220,381	129,801	190,900					
7,081	4,750	775	4,217	9,856					
282,101	402,853	754,332	668,869	944,960					
446,619	655,184	686,633	957,019	1,095,647	327,891	437,153	564,538	667,312	
728,720	1,038,037	1,441,565	1,625,888	2,040,607	327,891	437,153	564,538	667,312	618,918

SESSIONAL PAPER No. 10f

UGANDA PROTECTORATE.

TOTAL Quantities and Values of the Principal Articles of Merchandise Imported during the Years ended March 31, 1905 to 1909, inclusive.

ARTICLES.	1904-5.		1905-6.		1906-7.		1907-8.		1908-9.	
	Quantity.	Value. %	Quantity.	Value. %	Quantity.	Value. %	Quantity.	Value. %	Quantity.	Value. %
Beer and ale.....		2,891		1,075		9,651		3,562		1,468
Furniture and tents.....		8,020				35,950		3,319		12,230
Hardware.....		19,214		26,080		29,031		82,506		103,923
Iron, corrugated.....		30,631		53,708		56,735		23,111		39,425
Iron.....				17,048		41,639		58,449		213,170
Machinery.....		13,806		12,818		30,037		20,030		103,655
Oils of all kinds.....		44,734		77,721		95,858		88,218		30,310
Provisions.....				12,283		19,909		23,616		182,500
Rice.....						85,439		18,686		28,430
Rubber.....			3,103		37,035		71,956		7,146	
Spirits.....		18,226				17,197		36,222		58,979
Wines.....		8,804								
Textiles:—										
Longcloth (Bafia).....		35,011				31,591		16,555		59,086
Unbleached calico (American).....		241,309		173,282		217,973		154,092		223,019
Cotton piece goods.....		51,333		239,187		306,142		335,537		358,010
Other kinds (including apparel).....		891		91,509		58,711		138,738		163,377
Cotton and hessian.....		253,849		219,721		373,696		514,615		151,890
All other articles.....										
Total imports.....		728,719		1,058,067		1,141,565		1,625,888		2,040,607

UGANDA PROTECTORATE.

Total Quantities and Values of the Principal Articles Exported during the Years ended March 31, 1905 to 1909 inclusive.

Articles.	1904 5.		1905 6.		1906 7.		1907 8.		1908 9.	
	Quantity.	Value.	Quantity.	Value.	Quantity.	Value.	Quantity.	Value.	Quantity.	Value.
Challies.		£		£		£		£		£
Coffee.	Lbs.	277	92,642	628	52,249	1,112	591	3,328		
Cotton, raw.	"	1,149	847	628	628	13,440	591	925		
Hides.		14,824	5,300	55,533	1,923,488	241,824	2,381,964	290,602		
Ivory.		119,409	24,056	47,119	118,411	52,102	104,823	60,322		
Rubber.	Lbs.	51,970	76,056	47,494	173,297	31,196	22,401	30,981		
Skins.		111,962	152,302					17,738		
Coin and bullion.										119,460
All other articles.		63,407	57,335		60,807		104,114			71,330
Total exports.		327,891	437,153		564,538		607,312			618,218

ARGENTINE REPUBLIC.

VALUE of the Total Imports for Consumption and Exports of Domestic Produce (Merchandise only) from and to each Principal Country during the Years ended December 31, 1904 to 1908, inclusive.

NOTE: - 1-Peso = 96.5 cents.

		IMPORTS.					EXPORTS.				
		1904.	1905.	1906.	1907.	1908.	1904.	1905.	1906.	1907.	1908.
		Pesos.	Pesos.	Pesos.	Pesos.	Pesos.	Pesos.	Pesos.	Pesos.	Pesos.	Pesos.
	COUNTRIES.										
	United Kingdom.....	36,445,000	44,827,000	94,829,938	97,936,000	93,371,000	36,445,000	44,827,000	43,261,038	53,716,000	78,325,000
	France.....	30,397,000	26,744,875	26,744,875	27,468,000	26,477,000	30,397,000	26,744,875	33,763,354	37,762,000	28,914,000
	Germany.....	29,522,000	38,416,259	38,416,259	43,811,000	37,847,000	29,522,000	37,058,000	39,417,196	36,423,000	34,752,000
	Belgium.....	17,566,000	12,228,040	12,228,040	15,897,000	12,753,000	17,566,000	29,781,000	25,621,365	29,592,000	35,778,000
	United States.....	10,215,000	39,474,894	39,474,894	38,842,000	35,597,000	10,215,000	15,717,000	13,332,112	10,940,000	13,023,000
	Italy.....	4,345,000	21,123,636	21,123,636	24,003,000	24,913,000	4,345,000	6,469,000	6,906,124	52,490,000	7,908,000
	Spain.....	1,924,000	7,308,269	7,308,269	7,264,000	8,618,000	1,924,000	2,335,000	2,572,576	1,436,000	2,600,000
	Brazil.....	10,427,000	6,641,025	6,641,025	7,849,000	7,286,000	10,427,000	13,039,000	11,891,315	14,918,000	13,096,000
	Uruguay.....	5,021,000	1,833,241	1,833,241	2,473,000	2,297,000	5,021,000	6,705,000	5,034,440	1,353,000	774,600
	Paraguay.....	216,000	1,308,972	1,308,972	1,414,000	1,510,000	216,000	330,000	295,014	183,000	214,000
	Netherlands (Holland).....	3,501,000	1,511,744	1,511,744	1,762,000	2,038,000	3,501,000	3,761,000	2,975,238	4,174,000	5,390,000
	Bolivia.....	392,000	134,112	134,112	127,000	156,000	392,000	540,000	328,598	608,000	594,000
	Portugal.....	89,000	327,043	327,043	290,000	356,000	89,000	23,000	30,000	30,000	822,000
	Chile.....	1,440,000	670,000	528,215	1,440,000	1,511,000	1,358,537	1,831,000	1,538,000
	West India Islands.....	283,000	679,581	679,581	283,000	421,000	247,391	724,000	283,000
	Other Countries.....	112,175,000	13,820,677	13,820,677	16,635,000	19,844,000	112,175,000	131,733,000	103,336,501	97,693,000	140,078,000
	Total.....	264,138,000	269,970,521	269,970,521	283,861,000	272,973,000	264,138,000	322,844,000	292,253,829	296,204,000	366,005,000

ARGENTINE REPUBLIC.

TOTAL Quantities and Values of the Principal Articles Imported, &c.—*Concluded.*

ARTICLES.	1904.		1905.		1906.		1907.		1908.	
	Quantity.	Value. Pesos.	Quantity.	Value. Pesos.	Quantity.	Value. Pesos.	Quantity.	Value. Pesos.	Quantity.	Value. Pesos.
Metals, other:—										
Unmanufactured—										
Lead in ingots, Kilogs.			4,506,363	366,355			6,108,978	492,355	6,740,980	571,972
Tin plates, "		2,129,879	9,004,429	720,455		2,211,766	9,002,397	875,866	9,281,954	934,101
Zinc, "			2,513,357	278,732			6,448,778	705,806	6,082,655	733,537
Other unman'fd. metal,				530,514				494,581		583,369
Manufactured—										
Articles in 'fd. of copper and bronze, Kilogs.			741,737	440,752			718,975	578,566	950,886	661,772
Articles in 'fd. of other metals,				625,284		6,380,427		830,610		1,225,180
Clocks, No.			191,215	181,433			178,911	170,563	138,281	188,015
Jewellery, No.				908,163				598,024		1,143,533
Watches, No.			183,726	885,146			391,454	1,148,464	384,830	1,213,162
Other in 'fd. metal,				957,822				1,688,271		1,495,265
Agriculture—										
Bags, Kilogs.			3,606,087	576,972			1,417,427	226,787	2,185,509	339,680
Binder twine, "			7,276,748	1,455,228			13,655,686	2,731,133	9,196,969	1,839,303
Ploughs, No.			66,404	1,240,316			58,196	1,032,129	29,775	548,198
Reapers, "			15,198	1,306,860			17,334	1,225,828	18,772	1,540,870
Sackcloth, Kilogs.			40,795,485	6,119,021			43,135,264	6,470,291	45,125,067	6,708,759
Seeders, No.			7,911	245,682			13,975	264,836	9,528	296,768
Seed—Clover, Kilogs.			4,855,802	2,427,900			6,517,304	3,238,631	2,100,849	1,930,424
Other, "			6,294,104	733,074			2,971,983	1,430,117	1,873,533	633,929
Shovels, picks and spades, No.			1,344,195	232,706			1,746,353	287,371	1,237,672	225,206
Threshers, No.				1,657,778				687,331		1,313,107
Other agriculture,			909	507,015			90	927,104	969	1,443,504
Locomotion and conveyances—										
Automobiles, No.			377	298,908			610	782,520	495	543,224
Fish plates, Kilogs.			10,675,293	1,281,033			19,064,890	2,287,786	11,716,456	1,406,974
Locomotives, No.			170	2,182,824			467	8,067,451	206	3,394,498
Railway materials,				4,665,298				10,166,353		4,987,187
Included under 'Iron and Steel' mfrs',										

9-10 EDWARD VII., A. 1910

SESSIONAL PAPER No. 10f

Rails.....Kilogs.					9,956,721	194,642,157	7,785,686
Steel beams, columns, &c "					7,972,111	53,053,230	3,183,193
Tramway materials.....Kilogs.					501,968		429,516
Tramway carriages.....No.				367		129	309,383
Wagons....." "				4,920		2,816	6,029,924
Other locomotion, &c.....Kilogs.					2,913,522		2,631,752
Stone, clay and glass:—							
Unmanufactured—							
Coal and coke.....Tons.					16,517,284	2,708,977	19,409,351
Hydraulic earth.....Kilogs.					2,512,617	229,611,443	2,427,319
Other stone, clay, &c.....Kilogs.					1,808,417		2,307,401
Manufactured.....Kilogs.					5,429,291		6,624,371
Electrical supplies.....Kilogs.					3,373,375		3,329,290
Sundry articles and manufactures.....Kilogs.					10,628,716		7,896,406
Total imports.....Kilogs.					285,800,683		272,972,736
					261,970,521		
					21,606,212		
					3,928,440		
					3,430,051		
					6,909,561		
					10,523,308		
					1,290,354		
					2,630,971		
					3,111,690		
					2,034,674		
					5,428,832		
					205,134,420		
					161,362,998		
					35,143,660		
					223		
					3,831		
					1,432,760		
					6,454,516		
					2,108,616		
					563,513		
					408,447		
					3,406,516		
					1,432,760		
					10,523,308		
					1,290,354		
					2,630,971		
					3,111,690		
					2,034,674		
					5,428,832		
					205,134,420		
					13,136,583		
					2,858,710		
					6,189,295		
					187,305,969		
					1,501,360		
					109,176,121		
					161,362,998		
					35,143,660		
					223		
					3,831		
					1,432,760		
					6,454,516		
					2,108,616		
					563,513		
					408,447		
					3,406,516		
					1,432,760		
					10,523,308		
					1,290,354		
					2,630,971		
					3,111,690		
					2,034,674		
					5,428,832		
					205,134,420		
					161,362,998		
					35,143,660		
					223		
					3,831		
					1,432,760		
					6,454,516		
					2,108,616		
					563,513		
					408,447		
					3,406,516		
					1,432,760		
					10,523,308		
					1,290,354		
					2,630,971		
					3,111,690		
					2,034,674		
					5,428,832		
					205,134,420		
					13,136,583		
					2,858,710		
					6,189,295		
					187,305,969		
					1,501,360		
					109,176,121		
					161,362,998		
					35,143,660		
					223		
					3,831		
					1,432,760		
					6,454,516		
					2,108,616		
					563,513		
					408,447		
					3,406,516		
					1,432,760		
					10,523,308		
					1,290,354		
					2,630,971		
					3,111,690		
					2,034,674		
					5,428,832		
					205,134,420		
					161,362,998		
					35,143,660		
					223		
					3,831		
					1,432,760		
					6,454,516		
					2,108,616		
					563,513		
					408,447		
					3,406,516		
					1,432,760		
					10,523,308		
					1,290,354		
					2,630,971		
					3,111,690		
					2,034,674		
					5,428,832		
					205,134,420		
					13,136,583		
					2,858,710		
					6,189,295		
					187,305,969		
					1,501,360		
					109,176,121		
					161,362,998		
					35,143,660		
					223		
					3,831		
					1,432,760		
					6,454,516		
					2,108,616		
					563,513		
					408,447		
					3,406,516		
					1,432,760		
					10,523,308		
					1,290,354		
					2,630,971		
					3,111,690		
					2,034,674		
					5,428,832		
					205,134,420		
					161,362,998		
					35,143,660		
					223		
					3,831		
					1,432,760		
					6,454,516		
					2,108,616		
					563,513		
					408,447		
					3,406,516		
					1,432,760		
					10,523,308		
					1,290,354		
					2,630,971		
					3,111,690		
					2,034,674		
					5,428,832		
					205,134,420		
					13,136,583		
					2,858,710		
					6,189,295		
					187,305,969		
					1,501,360		
					109,176,121		
					161,362,998		
					35,143,660		
					223		
					3,831		
					1,432,760		
					6,454,516		
					2,108,616		
					563,513		
					408,447		
					3,406,516		
					1,432,760		
					10,523,308		
					1,290,354		
					2,630,971		
					3,111,690		
					2,034,674		
					5,428,832		
					205,134,420		
					161,362,998		
					35,143,660		
					223		
					3,831		
					1,432,760		
					6,454,516		
					2,108,616		
					563,513		
					408,447		
					3,406,516		
					1,432,760		
					10,523,308		
					1,290,354		
					2,630,971		
					3,111,690		

ARGENTINE REPUBLIC.

TOTAL Quantities and Values of the Principal Articles of Domestic Produce Exported (Merchandise only) during the Years ended December 31, 1904 to 1908, inclusive.

NOTE: Peso = 96.5 cents. Kilog. = 2.201 lbs. Ton = 2,204 lbs.

ARTICLES.	1904.		1905.		1906.		1907.		1908.	
	Quantity.	Value.	Quantity.	Value.	Quantity.	Value.	Quantity.	Value.	Quantity.	Value.
Animals, living										
Cattle..... No.	129,275	2,853,000	262,681	5,169,000	71,106	1,676,145	74,841	2,002,390	69,916	1,876,829
Sheep..... "	28,127	85,000	120,166	364,000	102,916	315,359	110,567	331,701	103,792	311,376
Other..... "	71,742	1,503,000	61,706	1,665,000	1,078,470	26,679	764,765	24,559	656,634
Bones and bone ash..... Tons.	31,666	297,000	35,295	1,061,000	26,023	875,000	30,341	1,295,581	28,506	1,423,701
Bran..... "	154,456	2,469,000	176,664	3,051,000	178,517	3,249,888	213,032	4,638,274	209,771	4,763,313
Butter..... "	5,294	2,118,000	5,393	2,157,000	4,405	1,762,130	3,035	1,214,175	3,550	1,419,867
Grain and flour—										
Maize..... Kilog.	2,469,548,000	44,391,000	2,222,289,000	46,537,000	2,693,739,000	53,365,687	1,276,732,000	29,653,979	1,711,804,000	41,536,865
Wheat..... "	2,304,724,000	66,948,000	2,868,281,000	85,883,000	2,247,988,000	66,561,181	2,680,802,000	82,727,747	3,636,294,000	128,842,610
Wheat flour..... "	167,298,000	4,757,000	144,760,000	5,374,000	128,998,000	4,477,914	127,499,000	4,696,934	113,509,000	5,133,335
Grease and tallow..... Tons.	36,319	4,012,000	45,758	5,321,000	25,301	3,482,526	31,116	4,834,140	41,035	6,036,406
Hides, raw..... Kilog.	89,288,000	22,300,000	104,369,000	28,560,000	79,857,000	27,542,698	80,228,173	25,561,033	93,803,770	21,895,043
Unsed..... Tons.	880,541	28,360,000	654,792	26,254,000	538,496	25,915,861	763,736	36,081,221	1,053,650	49,004,701
Meat products—										
Beef, frozen..... "	97,744	9,774,000	152,857	15,286,000	453,869	15,380,897	138,222	13,822,162	180,814	18,081,443
Beef, salted..... "	11,726	1,392,000	25,288	3,738,000	4,650	596,643	10,649	1,178,056	6,650	772,819
Mutton, frozen..... "	88,616	7,089,000	78,351	6,268,000	67,888	5,391,055	69,785	5,582,781	78,846	6,367,688
Quebracho wood—										
Extract..... "	20,111	2,011,000	29,408	2,428,000	30,839	2,162,949	28,195	1,811,878	48,162	2,994,922
Logs..... "	252,725	2,527,000	285,897	4,275,000	239,100	3,425,101	246,514	3,132,493	254,571	2,962,184
Sugar..... Kilog.	18,341,000	1,465,000	2,199,000	176,000	106,000	8,467	63,799	5,163	18,426	1,475
Wool, raw..... "	168,399,000	48,355,000	191,067,000	64,313,000	140,110,000	58,402,771	154,810,000	59,252,948	175,538,000	47,246,183
Total value of principal and other articles exported.....	264,158,000	322,814,000	292,253,829	296,204,369	396,005,341

SESSIONAL PAPER No. 10f

AUSTRIA HUNGARY.

VALUE of the Total Imports for Consumption and Exports of Domestic Produce (Merchandise only) from and to each Principal Country during the Years ended December 31, 1904 to 1908, inclusive.

NOTE:—Krone=20.3 cents.

	IMPORTS.					EXPORTS.				
	1901.	1905.	1906.	1907.	1908.	1904.	1905.	1906.	1907.	1908.
	Kronen.	Kronen.	Kronen.	Kronen.	Kronen.	Kronen.	Kronen.	Kronen.	Kronen.	Kronen.
COUNTRIES.										
154,892,000	157,091,000	189,397,000	238,528,918	245,529,230	United Kingdom.....	181,524,000	199,592,000	231,325,000	222,246,517	230,923,791
2,074,000	3,032,000	3,681,000	4,834,905	4,240,334	Algeria.....	967,000	899,000	819,000	930,242	1,203,329
28,639,000	46,810,000	18,668,000	21,734,806	22,595,136	Argentine Republic.....	3,334,000	3,673,000	8,364,000	6,508,437	7,347,915
5,025,000	8,772,000	6,369,000	7,745,546	9,510,753	Australia, British.....	968,000	1,527,000	1,133,000	1,109,050	1,007,218
36,951,000	36,676,000	46,633,000	45,973,609	43,241,344	Belgium.....	19,078,000	21,799,000	23,956,000	26,425,415	20,597,201
49,617,000	47,891,000	52,669,000	52,977,776	46,067,903	Brazil.....	6,438,000	8,186,000	7,737,000	7,322,219	6,234,759
130,436,000	125,316,000	164,069,000	185,426,120	136,269,883	British East Indies.....	62,061,000	68,510,000	72,585,000	50,822,793	56,135,011
1,856,000	3,210,000	3,157,000	2,033,384	2,837,751	West Indies.....	93,000	65,000	77,000	62,775	114,015
7,729,000	13,211,000	6,070,093	6,070,093	4,372,616	Bulgaria.....	26,754,000	28,023,000	18,293,000	27,135,636	21,414,984
274,000	636,000	1,133,000	988,216	298,829	Canada.....	1,431,000	1,339,000	2,333,000	2,282,791	1,336,085
7,011,000	7,622,000	10,004,000	11,798,053	9,834,767	China.....	2,399,000	6,736,000	7,808,000	4,091,491	2,934,393
13,471,000	15,895,000	13,125,000	13,683,257	15,812,638	Chile.....	991,000	1,516,000	1,873,000	2,870,118	2,870,118
3,686,000	3,521,000	3,258,000	4,161,561	4,156,788	Cuba and Porto Rico.....	194,000	289,000	328,000	292,223	270,460
18,170,000	20,930,000	21,411,000	24,998,322	26,069,850	Dutch East Indies.....	389,000	625,000	777,000	990,482	928,206
27,968,000	27,593,000	32,225,000	36,046,972	34,515,696	Egypt.....	38,127,000	37,577,000	43,374,000	50,876,100	33,600,477
67,545,000	68,470,000	79,128,000	83,014,477	81,821,277	France.....	62,454,000	71,684,000	76,687,000	73,456,157	63,380,172
766,572,000	804,155,000	905,515,000	979,535,075	994,631,915	Germany.....	1,037,321,000	1,14,294,000	1,132,595,000	1,176,801,575	1,046,922,042
20,057,000	24,743,000	24,743,000	24,124,667	26,273,257	Greece.....	17,924,000	16,690,000	20,817,000	26,047,178	18,162,926
20,108,000	24,081,000	21,223,000	24,148,168	17,774,699	Holland.....	33,522,000	33,558,000	33,845,000	31,275,315	24,524,378
104,617,000	106,732,000	116,428,000	122,573,703	117,834,314	Italy.....	196,813,000	161,481,000	178,433,000	193,302,732	228,351,018
6,456,000	3,317,000	6,191,000	7,095,231	7,451,359	Japan.....	2,559,000	4,771,000	5,491,000	4,433,621	3,083,974
1,253,000	788,000	1,078,728	1,078,728	2,050,233	Mexico.....	1,182,000	2,098,000	2,455,000	2,852,817	1,223,046
1,969,000	4,812,000	7,146,000	5,968,592	4,934,164	Norway.....	1,631,000	1,584,000	1,722,000	2,077,405	2,300,426
5,833,000	5,685,000	7,953,000	9,346,967	14,867,915	(Other parts of the American)	3,973,000	3,956,000	5,606,000	6,586,953	5,163,243
61,262,000	38,819,000	35,345,000	34,451,551	30,999,057	Roumania.....	75,808,000	81,732,000	101,042,000	110,061,631	92,796,925
119,863,000	137,981,000	151,318,000	137,778,356	127,224,312	(Russia (European, Asiatic and)	71,741,000	65,316,000	69,403,000	78,212,920	71,933,081
60,337,000	68,533,000	30,315,000	11,236,807	15,437,813	Serbia.....	52,423,000	30,118,000	20,349,000	24,426,880	26,265,801
5,773,000	7,981,000	8,247,000	10,232,417	9,709,167	Spain.....	5,181,000	3,523,000	5,339,000	4,812,099	5,496,175

AUSTRIA HUNGARY.

VALUE OF THE TOTAL IMPORTS FOR CONSUMPTION AND EXPORTS OF DOMESTIC PRODUCE, &c. *Concluded.*

Imports.		COUNTRIES.					Exports.				
1904.	1905.	1906.	1907.	1908.		1904.	1905.	1906.	1907.	1908.	
Kronen.	Kronen.	Kronen.	Kronen.	Kronen.		Kronen.	Kronen.	Kronen.	Kronen.	Kronen.	Kronen.
5,721,000	6,780,000	6,650,000	7,887,196	7,261,029	Sweden.....	5,897,000	6,501,000	6,533,000	7,309,330	5,931,040	
57,614,000	58,154,000	74,377,000	78,151,231	68,022,283	Switzerland.....	73,741,000	81,914,000	83,806,000	91,016,209	92,137,230	
1,063,000	972,000	1,071,000	787,922	493,473	Trieste Free District.....	7,223,000	6,916,000	16,806,000	18,573,313	13,310,319	
41,451,000	41,472,000	45,565,000	41,973,918	41,239,820	Turkey (European, Asiatic and African).....	91,436,000	91,518,000	113,798,000	103,228,165	83,089,920	
182,461,000	203,680,000	213,381,000	238,877,437	231,653,683	United States.....	40,759,000	52,959,000	59,310,000	67,293,819	58,090,350	
23,399,000	21,843,000	30,618,000	32,683,636	32,833,502	Other Countries.....	15,788,000	21,629,000	25,665,000	22,535,290	23,885,138	
2,017,901,000	2,146,133,000	2,311,205,000	2,501,973,952	2,598,033,932	Totals.....	2,088,693,000	2,213,789,000	2,380,087,000	2,457,285,708	2,255,208,105	

AUSTRIA HUNGARY.

Total Quantities and Values of the Principal Articles Imported for Consumption, &c.—*Continued.*

ARTICLES.	1904.		1905.		1906.		1907.		1908.	
	Quantity.	Value.	Quantity.	Value.	Quantity.	Value.	Quantity.	Value.	Quantity.	Value.
Leather— <i>Conc.</i>		Kronen.		Kronen.		Kronen.		Kronen.		Kronen.
Manufactures—										
Boots and shoes.		1,259,000		1,347,600		1,347,600		2,541,900		3,228,000
Gloves.		1,252,200		1,112,400		1,112,400		1,230,000		1,133,000
Literary and artistic articles		5,806,620		5,753,520		5,753,520		1,437,600		1,637,000
Engravings, prints, &c.		2,696,000		2,548,000		2,548,000		3,420,900		3,173,000
Paintings.		49,679,110		52,551,975		52,551,975		47,029,620		50,681,000
Printed matter										
Machinery—										
Agricultural.		7,286,083		15,121,220		15,121,220		11,994,604		10,215,000
Sewing and knitting		4,633,928		4,515,124		4,515,124		4,553,998		4,002,000
Textile.		11,954,293		13,348,895		13,348,895		25,964,173		31,940,000
Other.		27,899,965		25,687,663		25,687,663		52,612,478		55,819,000
Medicinal wares and non-alcoholic perfumery.		3,249,936		3,466,108		3,466,108		3,341,545		3,352,750
Metals, base and wares of—										
Raw metal:										
Brass.	35,969	3,776,745	30,797	3,233,685			31,913	4,946,515	28,505	2,850,500
Copper.	225,321	34,051,000	226,517	39,556,000			261,809	59,414,874	332,699	49,004,850
Lead.	82,654	2,917,299	77,664	2,751,476	243,360	52,403,000	99,675	4,784,400	144,646	4,628,672
Nickel.	4,024	1,461,270	6,315	2,292,345			11,917	4,468,875	15,205	5,701,875
Tin.	35,316	10,852,358	38,540	13,277,554			44,334	18,797,616	42,947	14,172,510
Zinc.	215,175	11,648,121	224,427	13,770,072			240,919	14,214,221	264,718	12,706,464
Bars, rods and wire.		2,823,660		2,989,220			7,134	2,143,469	8,114	1,531,000
Sheets and plates.		1,457,864		1,634,277			13,421	2,293,490	18,313	2,598,000
Wares.		3,469,950		3,648,350			27,224	13,706,929	32,521	14,921,000
Minerals—										
Asbestos.	21,147	1,699,644	36,686	1,907,672			57,290	3,437,400	94,840	5,690,400
Ores.	3,118,634	10,658,440	3,769,859	11,578,133			6,350,944	21,874,739	6,273,373	18,108,000
Phosphate.							1,234,969	6,957,509	1,347,938	6,994,162
Stone, rough.		2,620,168		2,983,137			1,317,922	5,392,399	1,327,140	5,409,725
Oil cloth and wares of.		1,188,982		1,278,146				1,613,978		1,767,371
Oils, mineral, tar, &c. . . . 100 kilograms	428,244	4,239,000	439,116	4,594,000	352,696	3,647,000	372,184	4,128,539	213,023	3,438,931

AUSTRIA-HUNGARY.

Total Quantities and Values of the Principal Articles of Domestic Produce Exported during the Years ended December 31, 1901 to 1908, inclusive.

NOTE: -Krone = 20·3 cents, Kilog = 2·204 lbs.

ARTICLES.	1904.		1905.		1906.		1907.		1908.	
	Quantity.	Value.	Quantity.	Value.	Quantity.	Value.	Quantity.	Value.	Quantity.	Value.
Animals—Cattle and draught:										
Horned cattle..... No.	250,075	98,016,874	200,317	86,465,377	126,644	65,419,905	91,649	47,805,550	210,035	75,764,070
Horses..... "	72,5065	61,476,700	68,3891	58,432,930	42,291	2,416,332	27,412	22,552,500	50,109	41,912,250
Sheep, goats, &c..... "	54,992	1,291,134	48,212	1,023,060			71,420	1,871,835	127,581	2,760,845
Animals, other:										
Fish, cray-fish, land snails, fresh, 100 kilograms..... "	37,446	6,077,985	37,288	6,062,720			36,105	5,069,565	37,566	3,278,712
Game, living and dead..... "	122,907	12,602,570	111,665	11,498,390			18,960	2,743,445	23,210	3,713,017
Poultry, living..... "	67,065	7,174,840	59,302	6,438,170			89,341	13,962,470	94,062	10,889,940
" dead..... "							56,098	10,057,530	54,714	10,156,437
Animal products:										
Bladders and gut..... "	12,346	5,388,520	11,770	5,178,800			12,519	2,598,868	12,039	2,516,438
Eggs..... "	1,145,182	103,468,080	1,032,951	97,097,090	1,179,552	111,116,000	1,315,575	123,006,263	1,241,499	111,176,235
Feathers, unpressed..... "	52,013	22,846,000	51,934	23,609,600	48,812	21,216,000	54,418	24,452,076	49,765	22,160,137
Hair and bristles..... "	18,013	7,609,730	16,855	7,682,800			13,966	9,711,176	12,282	10,079,248
Hides and skins, raw..... "	211,534	48,739,000	257,112	59,827,000	224,192	58,435,000	223,753	59,643,230	300,678	62,227,000
Sponges..... "	699	1,146,360	644	1,006,960			557	1,137,200	600	1,354,000
Apparel, wearing..... "		57,306,799		57,125,098		73,417,516		93,975,686		78,615,358
Beverages:										
Beer..... 100 kilograms	1,062,201	15,046,710	1,103,306	15,709,430		16,027,000	1,087,872	15,482,955	1,066,737	13,169,311
Mineral water..... "	300,868	10,530,380	328,501	11,497,535		340,440	340,440	10,894,080	319,440	8,364,766
Spirits..... "	184,622	7,167,004	204,609	6,796,185		157,078	157,078	5,750,367	181,517	7,662,555
Wines, non-sparkling..... "	219,458	9,379,536	270,847	11,769,795		150,517	150,517	7,001,850	137,299	5,938,000
Brush and sieve-makers' wares, brooms, &c..... "		3,957,560		4,129,900		3,056,724		2,692,116		2,453,544
Candles, soap, wax..... "		1,663,379		1,991,862		2,612,174		2,908,897		2,401,944
Carving and turning materials..... "		3,021,724		3,638,911		3,767,988		3,852,825		2,901,192
Chemicals..... "		35,967,211		38,881,743				37,156,623		36,233,265
Colonial produce..... "		16,072		12,030		8,730		39,808		5,058
Comestibles:										
Meat, fresh, prepared, and sausage..... 100 kilograms	28,167	4,338,035	43,370	8,327,225			25,379	4,898,678	25,874	5,351,381

SESSIONAL PAPER No. 10f

Cottons:	96,232	7,873,765	94,754	7,201,573	91,911	7,887,978	89,908	7,203,000
Raw, waste and carded, 100 kilograms	46,234	10,589,367	45,476	11,175,741	50,835	15,921,536	42,993	10,935,000
Yarn,	66,085	29,689,270	88,628	37,361,248	100,052	63,908,833	67,967	39,852,000
Manufactures		15,280,981	14,874,637	12,235,621		11,106,349	9,747,412	9,747,412
Dyeing and tanning materials		24,592,057	26,737,252	27,504,008		25,521,071	23,398,177	23,398,177
Earthenware		483,820	396,080	396,080		8,710,168	8,710,168	8,710,168
Electric apparatus		10,066,065	10,438,350	11,749,497		12,581,689	10,513,349	10,513,349
Explosives								
Fats and greases:—								
Butter, 100 kilograms	50,954	9,273,628	40,570	8,221,632	32,194	6,552,361	41,871	9,330,000
Paraffine	59,916	3,827,759	89,904	5,689,437	147,580	9,180,180	288,071	15,113,919
Tallow, animal	8,032	562,240	17,769	1,243,830	32,125	2,730,625	36,514	2,654,718
Fatty oils		386,175		513,101		345,530		244,621
Flax, hemp, jute:—								
Raw and tow 100 kilograms	183,527	12,747,093	171,888	11,362,194	220,559	14,132,049	186,455	11,062,000
Yarn	82,177	16,278,822	85,739	18,182,316	81,581	21,579,805	67,973	15,981,000
Manufactures		3,306,043		3,288,843		31,007,736		23,106,000
Fruits, Southern						4,065,373		4,136,811
Fruits, vegetables, &c:—								
Fruit 100 kilograms	45,529	12,269,002	16,481,966	16,481,966		21,865,149		17,026,000
Hops	141,248	26,983,000	85,172	35,661,000	80,828	23,711,300	79,299	14,664,533
Seeds, clover and grass		19,774,720	101,151	13,876,435	146,336	20,357,818	129,506	17,908,000
Vegetables		7,917,421		9,873,116		11,573,477		10,112,000
Furriers wares:—								
Fur skins, not made up, 100 kilograms	963	1,713,500	1,034	1,840,520	1,318	3,830,100	1,668	3,985,480
Manufactures	1,391	3,687,580	1,608	4,261,200	1,298	5,104,400	1,499	4,383,630
Glass and glassware	636,103	56,915,000	723,598	59,713,000	782,017	72,810,451	717,655	61,652,606
Grain and grain products								
Barley 100 kilograms	2,510,787	41,489,009	1,250,000	75,421,000	2,815,005	55,639,336	2,591,052	52,129,123
Beans	330,378	8,361,812	485,604	14,111,852	682,045	14,922,947	663,371	14,996,765
Buckwheat	501	8,268	2,620	44,546	4,248	67,968	2,618	43,197
Corn (maize)	44,285	586,776	16,676	283,300	30,518	448,615	96,987	1,532,395
Malt	1,886,612	52,909,752	1,863,628	51,683,069	1,959,565	57,965,125	1,753,390	55,759,792
Millet	1,027	13,105	1,083	16,215	1,202	28,530	2,120	31,800
Oats	11,067	182,871	6,544	101,439	28,736	494,239	12,329	200,461
Wheat	31,919	591,000	13,423	252,000	185,886	3,624,777	4,006	98,918
Wheat-flour					585,483	19,615,692	367,242	13,728,356
Gums and resins:—								
Gums	10,519	1,327,080	11,131	1,399,330	8,916	1,560,000	8,418	1,600,000
Mineral wax	20,934	3,768,120	16,139	2,905,020	18,132	2,629,140	16,478	2,889,310
Pitch, coal tar, &c	59,533	952,328	111,421	1,782,736	137,971	2,069,565	120,326	1,684,564
Gutta percha		12,181,320		14,313,155		17,523,490		15,103,900
Instrument, clocks and watches—								
Musical instruments		6,448,190		6,674,640		7,604,931		5,615,000
Optical		735,000		820,000		1,116,420		1,347,000
Iron and ironware—								
Figures, 100 kilograms	607,420	5,076,518	623,128	5,297,529	603,451	5,578,178	312,188	2,006,000
Bars, blooms, billets, ingots	337,762	8,743,090	489,431	8,366,883	434,582	8,819,899	188,176	3,590,000

* Included with poultry.

AUSTRIA-HUNGARY.
Total Quantities and Values of the Principal Articles of Domestic Produce Exported, &c. *Continued.*

	1904.		1905.		1906.		1907.		1908.	
	Quantity.	Value.	Quantity.	Value.	Quantity.	Value.	Quantity.	Value.	Quantity.	Value.
Iron and ironware— <i>Cont.</i>										
Sheets and plates.....100 kilograms	130,161	2,100,509	213,745	3,248,953	213,378	4,210,333	86,290	1,629,000
Wire....."	34,079	1,103,746	41,876	1,396,383	48,302	1,497,674	17,285	652,000
Iron wires....."	586,285	44,369,458	624,786	40,080,669	563,291	46,431,591	319,637	27,851,000
Leather, &c....."
Unmanufactured....."	22,117	12,293,020	23,715	13,463,230	23,889	11,693,270	25,111	14,487,000
Manufactures										
Boots and shoes....."	20,331,665	20,899,800	21,308,980	19,626,000
Gloves....."	20,759,300	21,917,900	21,301,200	19,006,000
Literary and artistic articles										
Engravings, prints, &c....."	3,476,100	3,109,700	1,028,880	1,197,000
Paintings....."	7,093,800	8,294,700	7,893,900	6,025,000
Printed matter....."	13,877,135	16,462,145	18,801,510	17,589,000
Machinery										
Agricultural....."	8,295,920	8,311,097	9,054,366	10,163,000
Sewing and knitting....."	524,877	485,181	629,009	591,000
Textile....."	276,879	411,289	1,667,670	831,000
Other....."	10,985,236	12,821,088	11,118,001	11,306,000
Mechanical wares and non-alcoholic perfumery										
Metals, base and wares of										
Raw metal....."	720,562	672,535	1,010,160	997,975	483,751
Brass....."	19,690	2,067,450	22,095	2,414,475	25,805	3,021,100	25,965	2,466,675
Copper....."	7,467	1,060,314	12,581	1,773,492	6,242	1,312,050	11,256	1,519,560
Tin....."	51,380	2,463,724	55,137	2,630,539	3,328	1,311,232	2,573	771,960
Zinc....."	2,278	622,111	2,910	766,930	16,016	2,393,800	66,042	2,575,638
Bars, rods and wire....."	34,124	8,378,800	34,476	8,435,320	5,098	1,785,752	6,355	1,979,000
Sheets and plates....."	18,547	3,962,259	23,948	5,092,822	26,771	6,833,650	21,610	1,992,000
Wares....."	19,611	12,893,840	20,506	13,831,380	82,391	56,491,639	68,576	45,378,000
Minerals										
Graphite....."	174,301	1,551,547	185,327	1,716,747	217,637	2,604,444	165,347	1,984,164
Kaolin....."	1,279,843	5,507,179	1,371,447	6,061,859	1,333,193	6,516,070	1,498,127	6,398,315
Magnesite....."	537,806	2,689,030	923,586	4,617,930	1,141,465	10,294,147	872,611	7,849,257
Ores....."	3,327,298	10,224,656	3,644,662	11,537,690	2,986,085	11,207,492	2,821,685	8,419,000
Stone, rough....."	3,813,529	4,391,847	4,103,688	4,186,794	3,013,729	6,269,964	2,721,210	5,704,192
Oil-cloth and wares of....."	1,037,478	972,731	1,374,181	1,437,913	1,409,809
Oils, mineral, tars, &c....."	11,840,563	17,005,691	23,492,663	22,274,893	31,432,220

SESSIONAL PAPER No. 10f

Paper and paper wares—	669,446	15,452,902	755,862	17,958,784	852,276	20,751,412	806,866	19,068,000
Pulp, bleached or not, 100 kilograms	289,780	3,751,372	266,513	4,200,991	311,643	5,361,849	262,453	4,807,000
Pasteboard.....	536,006	24,102,485	563,458	25,045,021	611,033	28,049,250	585,375	25,030,000
Paper wares.....		7,427,430		8,452,880		14,598,116		11,093,000
Precious metals and stones		50,471,380		55,878,230		69,141,417		62,217,000
Gold.....		26,100	1	43,900	20	6,080,250	1	344,850
Gold, raw, 100 kilograms		3,324,400		3,401,600		3,824,500		3,753,000
Stones, precious.....	31,888	95,664	51,734	153,702	63,765	193,529	54,821	150,868
Silk and silk wares—								
Cocoons and waste.....	13,584	7,112,596	12,513	7,357,050	10,391	9,105,340	10,260	6,506,000
Twist and thread.....	3,587	11,891,150	3,263	12,030,700	5,060	18,149,200	6,415	20,276,000
Manufactures.....		14,031,510		15,842,950		19,183,438		20,632,000
Spices.....		110,070		100,670		249,359		242,596
Stoneware.....		4,505,785		4,585,689		6,442,854		5,831,411
Straw, cane and wares of.....		1,872,439		1,725,720		3,928,380		3,012,100
Sugar—								
Raw.....	199,791	4,855,000	886,943	23,491,000	550,748	10,978,000	1,945,097	46,372,349
Refined.....	4,963,591	146,993,000	4,853,669	165,685,000	6,851,634	181,522,000	6,073,072	180,214,360
Tobacco.....								
Raw.....	98,103	4,310,536	95,739	4,212,516	98,147	6,477,702	95,456	6,204,640
Manufactured.....	2,874	3,308,431	1,061	4,770,456	7,406	4,323,201	8,832	5,163,880
Varnishes, colours and alcoholic perfumery.....		2,340,028		2,566,826		5,879,911		6,665,114
Vehicles and vessels								
Automobiles and parts.....		4,413,796		3,054,196		4,766,450		3,325,945
Ships.....		7,823,015		6,695,604		9,526,259		2,070,804
Waste.....		2,203,182		1,734,496		24,639,028		10,592,358
Brain.....	763,221		580,111			4,620,765		3,496,551
Fertilizers.....								
Wood, coal and turf—								
Coal, coke, &c—								
Coal.....	8,155,704	13,508,790	9,071,355	14,801,334	8,497,917	15,490,246	7,628,067	14,433,000
Coke.....	3,536,946	9,815,383	2,877,895	7,298,489	3,232,426	3,849,007	1,832,786	5,259,000
Lignite.....	75,885,547	61,329,399	80,357,179	63,578,366	88,764,088	85,902,335	86,006,829	81,227,000
Timber and lumber.....		245,746,983		241,324,460		1,537,237		1,761,000
Wooden wares.....		50,630,678		49,618,977		275,881,242		237,638,000
Wood.....						80,323,740		67,425,622
Raw.....	95,970	29,532,000	113,494	33,997,000	112,925	28,311,955	89,963	22,213,000
Yarn.....	4,462	1,983,150	10,423	4,594,270	12,618	8,912,165	1,339	5,552,000
Manufactures.....		58,344,240		60,106,365		75,760,880		63,467,000
Total value of principal and other articles exported.....		2,141,513,000		2,303,313,000		2,536,711,625		2,321,803,326
Less: Precious metals and coin.....		52,844,000		59,533,000		79,455,917		66,535,221
Total exports of merchandise.....		2,088,669,000		2,243,780,000		2,457,255,708		2,255,268,105

BELGIUM.

Value of the Total Imports for Consumption and Exports of Domestic Produce from and to each Principal Country during the Years ended December 31, 1904 to 1908, inclusive.

Note:—Franc=19.3 cents.

	IMPORTS.					EXPORTS.				
	1904.	1905.	1906.	1907.	1908.	1904.	1905.	1906.	1907.	1908.
	Francs.	Francs.	Francs.	Francs.	Francs.	Francs.	Francs.	Francs.	Francs.	Francs.
United Kingdom.....	333,463,817	376,935,732	457,674,251	487,674,251	376,640,000	392,324,308	396,306,762	403,819,291	410,726,281	364,293,000
Algeria.....	10,753,014	9,417,539	4,128,705	14,679,887	12,094,000	681,325	407,501	828,345	480,377	690,000
Argentina Republic.....	198,912,750	210,021,549	228,290,593	243,133,634	311,007,000	41,508,313	48,150,674	69,170,819	72,468,978	59,609,000
Austria Hungary.....	10,340,158	13,338,400	12,364,630	13,310,000	13,310,000	19,692,292	18,588,429	22,214,389	24,700,383	24,340,000
Australasia.....	58,189,910	72,718,744	95,932,097	113,791,385	73,574,000	12,056,323	13,174,283	17,300,403	15,551,351	16,511,000
Bolivia.....	443,755	476,041	401,282	1,298,950	781,000	48,539	80,745	62,986	186,405	119,000
Brazil.....	11,839,457	27,497,370	31,727,676	80,696,719	35,162,000	22,895,659	28,469,935	36,205,823	33,729,001	37,304,000
British East Indies.....	141,668,912	104,683,251	103,958,784	175,253,354	95,063,000	25,800,270	35,059,379	27,717,466	28,835,894	28,513,000
Bulgaria.....	53,477,329	44,665,777	23,324,305	23,324,305	14,070,000	1,498,650	1,507,169	2,100,917	2,225,484	2,883,000
Canada.....	7,480,925	13,040,900	18,257,814	23,632,070	23,678,000	9,865,543	13,700,623	14,817,814	10,756,631	8,403,000
Cape Colony.....	89,450	5,312,735	832,871	1,181,616	1,628,000	3,296,162	3,296,160	6,266,325	4,861,061	3,967,000
Chile.....	39,222,226	18,749,563	50,145,634	48,258,369	68,583,000	8,796,764	9,782,749	27,076,173	37,252,917	30,511,000
China.....	8,769,538	10,379,843	16,968,656	12,678,838	17,446,000	25,545,898	42,140,106	53,551,100	40,564,435	22,959,000
Colombia.....	781,391	2,008,876	2,788,889	1,704,732	2,757,000	1,297,853	1,269,143	1,588,872	2,454,287	1,276,000
Congo States.....	33,100,291	59,495,765	75,319,574	58,703,329	33,313,000	14,048,352	11,456,668	12,801,004	18,467,004	16,265,000
Cuba.....	189,616	294,011	401,315	47,472	133,000	6,274,897	14,369,186	10,496,574	8,510,734	3,761,000
Denmark.....	2,142,598	3,908,611	3,646,293	3,295,525	1,656,000	11,187,871	10,593,278	12,443,064	10,537,818	10,354,000
Egypt.....	4,255,865	2,652,150	2,318,884	2,318,884	2,974,000	24,696,985	37,879,851	46,144,189	32,185,718	20,765,000
France.....	165,683,885	517,517,077	604,630,795	652,016,908	516,729,000	3,165,639,314	371,632,083	548,061,971	530,491,655	464,797,000
French Africa, West.....	3,749,069	3,490,768	1,307,060	4,190,156	3,576,000	3,828,238	4,003,331	1,530,784	830,501	1,177,000
Germany.....	331,023,570	409,683,353	465,153,404	460,172,947	449,861,000	563,472,363	569,859,813	642,066,708	701,246,569	680,318,000
Greece.....	4,737,983	8,113,927	8,711,220	11,286,419	9,373,000	6,748,420	61,739	79,723	8,678,836	8,391,000
Haiti.....	5,157,063	1,547,636	2,174,452	2,556,619	1,430,000	63,798	61,739	79,723	23,811	77,000
Holland.....	240,872,984	245,228,311	259,796,110	299,362,747	289,774,000	268,781,477	290,901,708	273,289,732	303,939,982	281,794,000
Hong Kong.....	257,681	373,409	1,040,724	236,196	400,000	3,789,951	3,498,205	3,617,735	1,307,814	1,391,000
Indo-China, British.....	7,933,810	7,359,592	10,082,050	9,098,939	20,192,000	3,789,951	3,498,205	3,617,735	3,722,213	3,822,000
Italy.....	34,153,687	36,897,438	44,123,487	46,136,194	44,458,000	44,242,230	34,392,628	60,832,493	99,088,784	60,637,000
Japan.....	2,191,421	4,451,746	8,080,395	16,137,072	14,152,000	10,993,208	26,237,537	24,716,745	23,023,825	13,176,000
Mexico.....	5,020,935	6,587,169	5,356,437	5,567,169	7,861,000	9,021,829	10,380,985	9,477,440	10,318,954	5,606,000
Morocco.....	70,644	35,526	103,423	758,817	392,000	2,038,829	2,154,883	3,208,099	2,485,875	2,416,000

SESSIONAL PAPER No. 10f

19,700	503,816	337,370	3,260,227	4,407,000	Natal.....	2,151,865	2,136,832	2,362,776	2,110,417	2,028,000
10,013,831	19,773,768	29,432,703	29,583,583	30,732,000	Norway.....	10,750,834	15,041,670	11,872,826	12,344,985	14,188,000
6,819	238,764	498,417	498,417	324,000	Persia.....	588,472	445,764	2,140,846	2,524,979	1,481,000
4,499,772	8,916,840	8,251,347	6,982,700	4,277,000	Peru.....	1,359,295	1,255,069	1,792,069	1,692,420	1,631,000
296,416	230,098	537,711	1,209,949	3,727,000	Philippines.....	771,397	897,898	798,191	663,531	617,000
7,409,816	6,124,917	8,041,880	11,848,643	8,982,000	Portugal.....	15,120,945	12,388,732	12,553,246	13,959,549	13,149,000
102,173,683	138,099,738	161,380,286	206,441,831	114,388,000	Romania.....	3,948,530	6,733,332	27,218,108	20,985,345	11,786,000
212,119,424	298,024,814	233,745,470	210,839,917	202,999,600	Russia.....	26,971,190	32,541,405	35,652,363	38,453,663	38,231,000
36,304	55,165	57,770	355,655	258,000	Serbia.....	469,423	747,166	300,693	1,030,738	3,298,000
250,000	677,535	1,218,000	911,000	Seychelles.....	275
934,825	2,297,816	4,363,123	1,638,650	8,047,000	Siam.....	1,384,494	2,069,690	889,879	2,277,902	1,476,000
53,382,757	39,642,011	55,820,843	60,790,430	45,972,000	Spain.....	43,255,504	31,460,908	35,189,166	31,129,736	35,345,000
37,988,792	35,642,623	34,109,655	28,194,559	29,362,000	Sweden.....	13,461,645	10,495,241	11,702,241	11,161,621	9,332,000
7,222,638	10,039,848	13,143,536	13,143,536	12,158,000	Switzerland.....	27,418,212	30,713,549	31,263,100	40,657,239	37,011,000
2,064,948	2,681,732	1,846,380	4,967,902	7,342,000	Tunis.....	2,133,248	1,491,644	2,854,859	3,269,429	9,192,000
21,068,402	22,526,721	24,974,731	26,324,273	16,117,000	Turkey.....	29,224,086	25,735,694	33,155,232	31,430,871	23,368,000
222,301,104	242,216,078	299,479,078	318,391,226	341,463,000	United States.....	86,324,249	92,294,826	168,362,652	80,368,374	72,992,000
15,112,693	20,295,633	29,788,518	23,363,836	22,819,000	Uruguay.....	1,765,836	3,235,573	4,322,698	4,024,427	3,413,000
8,754,807	5,815,781	13,351,305	13,506,736	9,883,000	Other Countries.....	38,618,157	111,486,458	114,752,620	169,776,163	47,326,000
2,782,219,372	3,068,336,762	3,454,017,157	3,773,622,825	3,327,433,000	Totals.....	2,183,260,722	2,333,676,477	2,793,849,167	2,848,124,797	2,506,444,000

BELGIUM.

Total Quantities and Values of the Principal Articles Imported for Consumption during the Years ended December 31, 1904 to 1908, inclusive.

NOTE:—Franc=19.3 cents. Kilog=2.204 lbs. Hectolitre=21.99 galls. Cub. metre=35.31 cub. ft.

ARTICLES	1904.		1905.		1906.		1907.		1908.	
	Quantity.	Value. Francs.	Quantity.	Value. Francs.	Quantity.	Value. Francs.	Quantity.	Value. Francs.	Quantity.	Value. Francs.
Alimentary preserves (except cheese).....		4,565,480		5,655,482		5,606,443		6,945,067		7,594,463
Animals—										
Horned cattle.....	64,936	24,541,554	54,916	20,835,021	63,201	23,919,494	74,007	28,654,037	75,731	28,768,534
Horses.....	37,505	12,295,000	41,752	13,786,000	53,257	21,656,000	52,405	20,344,917	44,401	17,008,016
Sheep and lambs.....	154,583	5,190,971	167,878	5,813,305	156,473	5,643,009	118,852	5,941,400	175,519	7,006,526
Other.....		1,863,406		1,962,461		2,133,677		2,447,351		2,773,138
Animal products, raw—										
Grease.....	36,833,173	30,820,575	40,774,327	33,758,452	43,378,264	38,435,350	45,901,424	42,873,985	41,209,256	41,835,940
Ivory.....	315,041	7,876,025	398,582	9,257,460	328,372	11,388,020	357,529	12,871,044	382,587	12,147,137
Other.....		13,840,780		16,541,628		15,909,427		15,733,898		16,056,387
Apparel, wearing		15,610,738		17,199,192		18,205,879		19,421,877		19,275,333
Arms.....		1,864,707		2,500,324		2,692,308		3,496,357		3,166,257
Beer.....	173,263	6,239,769	207,011	7,453,074	204,379	7,359,586	229,454	7,938,263	228,416	8,224,428
Butter, fresh or salted.....	4,412,418	12,796,000	4,560,863	12,770,000	5,047,813	14,689,000	5,683,259	16,310,954	4,988,734	14,467,329
Cheese.....	9,593,708	14,582,436	10,126,552	15,493,624	13,759,134	16,519,860	14,641,510	17,615,564	14,084,665	18,487,680
Chemical products—										
Salts of soda.....	229,133,017	41,564,175	279,433,680	55,567,880	259,324,929	51,353,186	264,126,921	52,818,394	319,164,495	70,265,665
Other.....		29,904,549		30,974,854		33,711,644		37,998,466		38,039,652
Coal and coal briquettes.....	3,746,840	58,087,000	4,392,956	64,374,000	5,306,691	96,152,000	5,437,694	99,617,348	5,589,209	95,818,179
Cocoa.....	6,698,193	11,078,842	6,473,443	10,839,621	7,428,515	14,665,624	7,387,386	21,482,865	8,074,635	13,662,658
Coffee.....	70,028,811	71,910,000	45,373,894	48,627,000	53,906,088	56,241,000	113,526,943	109,445,598	61,079,892	65,204,455
Coke.....	338,127	6,880,884	356,136	7,478,836	352,316	8,455,584	362,698	9,067,450	287,037	7,003,703
Cordage.....	772,649	927,179	901,632	1,081,959	904,340	1,085,448	987,311	1,184,773	935,716	1,029,288
Cordage—										
Raw.....	40,377,406	52,491,000	47,754,472	57,305,000	54,049,294	67,562,000	62,247,207	84,033,729	49,040,356	51,492,374
Yarn.....	1,312,196	4,008,000	4,546,212	12,526,000	8,413,000	8,413,000	2,727,737	8,482,593	2,654,307	7,705,409
Manufactures.....	30,365,000	34,239,000		34,239,000		35,676,000		38,071,346		33,662,950
Drugs and druggists' sundries.....	43,801,039	45,155,826		45,155,826		48,591,621		49,654,483		48,849,919
Dyes and dye stuffs.....	101,817,850	41,235,000	100,273,245	55,233,000	104,843,331	61,465,000	105,077,316	70,045,146	91,541,087	70,636,744

SESSIONAL PAPER No. 10f

Barthenware.....	No.	9,965,917	9,963,100	10,651,500	12,148,388	11,345,386
Eggs (poultry).....	Kilogs	48,297,836	29,113,472	224,850,600	218,865,430	189,866,268
Fish.....	"	25,508,000	60,344,706	62,075,951	66,792,115	32,400,211
Flax, hemp, jute—	"					
Flax, raw.....	"	150,560,000	142,577,000	146,659,624	161,567,940	62,020,266
Hemp.....	"	17,246,000	15,649,000	17,628,000	21,983,000	13,165,400
Jute.....	"	9,144,005	18,292,864	21,003,886	20,924,404	9,973,716
Flax hemp and jute yarn.....	"	32,526,000	36,697,460	37,794,000	13,565,019	39,678,969
" ntrs.....	"	1,706,058	1,777,639	1,861,659	1,878,484	1,739,044
Fruits.....	"	12,782,274	13,692,319	18,534,692	17,431,869	18,187,176
Furniture.....	"	5,561,677	6,278,133	6,717,640	7,432,691	7,242,511
Glass and glassware.....	"	3,571,954	3,826,044	4,489,729	4,479,105	4,712,828
Grain—	"					
Barley.....	Kilogs	54,889,000	400,783,640	386,299,273	379,287,565	319,730,924
Buckwheat.....	"	1,435,200	1,344,000	6,558,420	6,819,169	1,292,650
Corn.....	"	58,105,000	613,771,917	510,376,723	61,331,000	75,384,422
Oats.....	"	4,411,900	130,443,672	88,900,005	23,748,508	15,245,114
Peas and beans.....	"	9,751,382	47,499,286	9,908,351	50,558,611	9,503,923
Rice.....	"	46,221,000	76,597,213	17,225,000	74,911,709	103,377,569
Rye.....	"	9,454,000	62,683,059	80,430,827	11,263,000	38,876,187
Wheat.....	1000 kilogs	304,685,000	1,764,709	1,848,702	1,836,216	1,824,328
Grain products—	"					
Bran.....	Kilogs	8,224,000	60,618,779	82,863,257	57,983,682	61,333,507
Malt.....	"	4,103,000	15,933,550	4,124,000	19,500,627	11,691,331
Wheat flour.....	"	823,000	3,690,959	4,943,174	4,332,742	2,821,352
Grains percha.....	"	65,255,752	8,592,334	9,440,661	8,297,338	8,066,453
Unmanufactured.....	"	2,652,507	76,521,006	3,851,760	70,527,373	62,545,011
Hides and skins—	"					
Raw.....	Kilogs	80,595,000	61,648,408	64,499,677	62,328,920	68,915,335
Dressed.....	"	8,411,509	9,259,316	13,167,167	11,903,368	10,496,228
Manufactures of.....	"	1,651,993	1,650,220	1,920,717	2,057,043	1,882,357
Instruments and apparatus, scientific.....	"	1,789,508	2,235,016	2,512,835	2,298,176	2,468,176
Machines, implements and tools.....	"	50,979,000	60,970,000	74,116,000	91,371,142	72,629,861
Manures.....	Kilogs	157,401,619	177,434,656	211,006,751	211,653,799	21,550,805
Meats.....	"	18,137,000	16,381,301	23,363,000	1,161,203	13,886,699
Metals—	"					
Aluminum.....	"	1,494,884	4,168,220	7,232,193	5,830,897	1,253,139
Copper.....	Kilogs	27,707,128	13,729,027	36,887,229	19,829,193	35,353,002
Gold.....	"	14,847,440	15,514,830	36,063,783	15,131,792	16,062,423
Iron and steel—	"					
Cast iron, crude.....	Kilogs	20,628,610	502,714,930	48,609,191	609,947,481	397,239,187
" wrought.....	"	710,714	5,536,126	761,926	3,856,130	5,117,148
Iron hammered-rolled and steel in bars or sheets.....	"	3,768,303	47,054,183	7,628,725	9,583,778	8,403,743
Steel blooms, slabs, billets.....	"	16,071,109	151,074,277	11,443,408	91,301,755	10,673,642
Iron and steel—	"					
Cast iron, wrought.....	Kilogs	343,810,170	3,644,688	41,373,680	397,239,187	27,032,542
" wrought.....	"	3,644,688	5,536,126	7,614,121	5,117,148	8,055,501
Iron hammered-rolled and steel in bars or sheets.....	"	24,545,600	24,545,600	9,583,778	9,583,778	8,403,743
Steel blooms, slabs, billets.....	"	165,616,397	165,616,397	10,871,533	96,097,549	10,673,642

BELGIUM.
TOTAL Quantities and Values of the Principal Articles Imported for Consumption, &c.—*Concluded.*

ARTICLES.	1904.		1905.		1906.		1907.		1908.	
	Quantity.	Value.	Quantity.	Value.	Quantity.	Value.	Quantity.	Value.	Quantity.	Value.
<i>Metals—Con.</i>										
Iron and steel— <i>Con.</i>										
Timed plates..... Kilogs	7,891,912	3,362,755	7,426,169	3,158,015	9,665,635	4,277,495	8,140,200	3,587,207	8,534,954	3,247,824
Tubes and pipes..... "	39,009,630	6,283,113	18,963,213	7,885,015	10,333,756	6,768,610	12,480,377	8,174,647	10,730,158	5,686,954
Wire and rods..... "	65,466,880	12,790,580	64,287,109	12,063,513	50,304,668	8,551,794	47,421,787	8,369,945	69,793,822	10,957,630
Other iron and steel..... Kilogs	120,465	19,805,332	64,287,109	22,967,733	58,587,095	26,649,083	68,934,449	21,479,853	16,688,330	22,599,447
Lead..... "	3,422,882	544,862	265,872	1,200,922	453,471	2,191,163	539,100	32,238,874	347,781	1,369,812
Silver..... Kilogs	17,480,491	9,686,833	15,747,542	9,880,518	15,598,502	10,518,222	14,456,632	11,456,179	10,757,066	5,753,863
Zinc..... "	37,592,783	902,227	34,669,803	830,635	29,003,233	812,690	37,460,653	1,048,898	8,922,434	229,752
Cement..... Kilogs	3,353,430	39,234,870	3,352,832	31,291,196	3,549,394	32,201,078	3,630,375	30,460,863	3,342,404	23,200,958
Sulphur..... Kilogs	24,788,268	3,718,241	19,617,391	2,942,609	18,626,748	2,794,012	17,957,397	2,693,596	20,473,011	3,070,952
Other..... Kilogs	204,940,348	1,356,677	203,397,671	1,033,473,791	2,085,631	126,818,960	161,397,229	161,397,229	130,809,287	130,809,287
Musical instruments..... Kilogs	194,697,955	38,366,665	203,397,671	2,085,631	40,651,534	251,429,092	46,285,818	192,296,819	2,585,780	2,204,468
Oils—Petroleum..... Kilogs	37,323,222	194,726,985	35,628,711	196,457,653	37,584,439	45,118,459	40,710,828	38,459,364	50,173,405
Vegetable..... Kilogs	21,347,883	22,116,633	27,182,777	46,118,459	5,792,376
Paper..... Kilogs	78,555,574	8,179,372	107,291,157	9,364,829	113,513,506	11,350,275	94,966,989	11,820,592	17,850,592	10,372,636
Potatoes..... Kilogs	5,498,890	167,291,157	13,650,958	175,513,506	14,620,257	94,966,989	17,850,592	17,850,592	8,562,351
Printed matter..... Kilogs	13,300,827	13,964,462	14,010,116	14,004,415	14,004,415	14,582,535
Rags..... Kilogs	47,583,320	16,654,862	49,416,244	17,295,685	49,276,938	17,216,338	47,918,719	16,771,552	40,586,046	14,194,616
Resins and bitumens..... Kilogs	76,284,065	324,298,174	81,074,543	332,296,931	83,074,233	317,506,617	104,251,985	394,636,046	118,389,156
Salt..... Kilogs	6,046,296	170,891,481	6,318,235	173,962,946	6,318,235	185,272,382	4,684,006	204,566,251	5,113,380
Seeds, oleaginous..... Kilogs	87,895,000	340,139,359	88,555,000	324,491,821	93,479,000	449,432,687	140,816,030	360,603,564	130,433,568
Silk—Raw..... Kilogs	118,599	949,000	193,669	1,949,000	168,325	1,246,000	463,267	3,850,036	630,541	2,970,733
Twist and yarn..... Kilogs	111,455	5,907,115	119,532	5,376,600	110,765	5,338,250	92,762	5,000,148	85,643	4,282,150
Manufactures..... Kilogs	9,834,000	11,026,600	11,026,600	11,889,000	13,323,611	13,323,611	13,323,611	11,743,046	11,743,046
Small wares..... Kilogs	18,306,102	20,956,103	20,956,103	21,912,569	21,912,569	24,178,240	24,178,240	22,083,574	22,083,574
Spirits..... Kilogs	1,514,345	2,230,942	2,230,942	1,983,785	2,178,145	2,178,145	2,178,145	2,390,375	2,390,375
Stone..... Kilogs	18,507,071	20,783,983	20,783,983	20,638,025	20,638,025	18,864,472	18,864,472	20,624,349	20,624,349

SESSIONAL PAPER No. 10f

Sugar	11,258,191	3,153,839	4,571,482	1,481,385	6,624,082	1,643,035	6,587,436	1,752,259	7,075,382	2,028,785
Tobacco—	853,738	2,219,713	673,712	1,751,651	778,263	2,046,017	765,650	2,177,927	864,229	2,529,073
Unmanufactured	10,910,635	19,836,040	10,043,276	20,288,341	9,591,761	24,132,724	9,143,723	26,680,852	9,492,847	27,734,702
Manufactured	136,105	1,773,018	135,695	2,423,578	142,540	2,558,552	148,792	3,011,254	156,108	3,150,898
Vehicles	3,862,018	5,204,048	6,653,803	7,793,963	6,693,971
Watches and watch fittings	2,977,661	3,200,337	3,636,357	3,744,014	3,198,006
Wines	305,539	25,787,000	339,457	30,067,000	371,370	30,702,000	345,992	31,430,332	340,074	28,385,257
Wood—	150,848,368	141,412,051	131,802,493	157,065,657	160,839,053
Unmanufactured	80,416,576	15,480,191	79,165,526	15,990,353	103,840,501	22,034,955	110,293,841	23,404,353	120,306,200	24,271,874
Pulp of wood	1,727,167	2,041,483	2,150,232	2,307,419	2,331,643
Mfd., other	52,828,681	153,203,000	63,859,723	191,579,000	61,178,538	200,666,000	67,246,603	220,568,858	59,474,309	163,551,350
Wood—Raw	792,800	4,738,132	788,164	4,781,481	716,380	1,719,452	1,037,735	6,946,511	1,032,075	5,856,463
Manufactures	19,624,000	13,951,000	19,424,000	20,499,702	20,752,189
Total value of principal and other articles imported	2,782,220,000	3,068,337,000	3,451,017,000	3,773,622,825	3,327,432,638
Less gold and silver coin and bullion	26,849,791	34,127,459	117,102,701	108,084,281	90,016,261
Total imports, merchandise	2,755,370,209	3,034,209,541	3,333,914,299	3,665,538,544	3,237,416,374

BELGIUM.

TOTAL Quantities and Values of the Principal Articles of Domestic Produce Exported during the Years ended December 31, 1901 to 1908, inclusive.

NOTE:—Franc=19 3 cents. Kilog=2.204 lbs.

ARTICLES.	1904.		1905.		1906.		1907.		1908.	
	Quantity.	Value.	Quantity.	Value.	Quantity.	Value.	Quantity.	Value.	Quantity.	Value.
Alimentary preserves.		6,248,785		6,152,044		7,398,379		7,258,110		7,524,968
Animals—										
Horses.....	27,658	29,756,000	29,631	33,748,000	28,666	35,466,060	26,555	32,454,655	26,012	29,741,155
Other.....		1,971,427		2,068,587		2,167,669		2,208,230		2,480,735
Animal products, raw—										
Grease.....	35,318,673	26,364,310	37,552,859	27,815,813	38,393,399	31,260,624	40,569,965	35,621,612	40,065,286	37,499,967
Ivory.....	315,758	7,894,360	287,404	8,622,120	304,661	10,663,135	331,617	11,338,212	241,329	7,557,446
Other.....		15,633,217		17,366,708		19,160,370		18,847,394		17,924,695
Apparel, wearing.....		10,501,971		11,107,326		12,058,601		13,875,828		13,555,358
Arms.....		20,557,024		22,393,824		23,122,942		25,081,400		26,103,386
Butter, fresh and salted.....	1,968,597	5,799,000	1,723,921	4,827,000	1,680,212	4,889,000	1,703,343	4,888,594	1,733,433	5,026,456
Candles.....	3,438,383	3,541,000	3,368,370	3,397,000	3,390,614	3,130,000	3,156,777	3,188,357	3,228,431	3,228,431
Chemical products—										
Salts of soda.....	79,733,788	11,154,000	90,753,379	17,106,000	88,873,883	18,473,000	81,993,974	16,208,334	113,662,717	23,375,374
Other.....		27,410,157		29,887,637		34,370,830		36,736,425		34,285,135
Cherney, raw.....		42,664,927		49,815,972		5,252,442		6,974,241		5,276,284
Coal.....	5,606,401	88,965,000	5,184,310	79,061,306	5,432,093	95,599,000	5,157,571	95,188,565	5,244,168	90,409,882
Coccol.....	2,955,065	4,536,651	2,412,801	3,722,187	2,309,394	4,353,538	2,891,834	8,142,328	2,547,096	4,120,021
Coffee.....	12,758,255	13,109,312	12,378,179	13,274,555	13,066,424	15,614,631	15,646,161	15,969,081	17,445,798	17,089,128
Coke.....	879,883	17,966,000	977,095	20,519,000	865,475	20,555,000	863,140	21,686,000	917,253	22,380,373
Corlage.....	7,116,351	8,539,621	6,573,291	7,887,949	7,418,835	8,902,602	6,689,413	8,027,296	5,482,267	6,030,494
Cotton—										
Yarn.....	1,024,138	8,811,157	2,716,555	5,619,775	3,116,331	6,662,703	4,075,485	9,394,965	4,010,697	8,395,840
Manufactures.....		44,425,395		49,418,769		55,589,735		59,420,280		54,908,779
Drugs and druggists' sundries.....		25,595,611		31,549,705		35,721,462		34,377,967		35,864,308
Dyes and dye stuffs.....		36,094,551		53,451,836		52,787,559		45,281,570		36,860,895
Earthenware.....		15,581,402		13,020,831		13,885,096		12,809,313		11,286,680
Eggs (poultry).....		11,075,697		144,916,356		128,778,586		10,946,180		128,667,247
Fish.....	133,925,846	13,401,003	13,401,003	3,871,476	14,699,650	5,038,523	15,463,392	4,875,195	17,644,731	5,794,613
Flax, hemp, jute.....		83,899,000		85,506,000		101,314,000		106,704,692		82,143,816
Flax, raw.....	37,288,226		47,503,408		56,563,105		59,280,051		54,763,544	

BELGIUM.

Total Quantities and Values of the Principal Articles of Domestic Produce Exported, &c. *Concluded.*

ARTICLES.	1904.		1905.		1906.		1907.		1908.	
	Quantity.	Value.	Quantity.	Value.	Quantity.	Value.	Quantity.	Value.	Quantity.	Value.
<i>Metals—Con.</i>		Francs.		Francs.		Francs.		Francs.		Francs.
Tin..... Kilogs	817,079	2,613,208	320,517	1,160,678	374,776	1,783,198	391,708	1,677,657	324,223	1,155,710
Zinc..... "	116,901,952	65,020,731	126,017,174	73,238,913	133,344,942	90,193,130	139,235,282	81,760,420	140,231,157	74,126,156
<i>Minerals, raw—</i>										
Cement..... "	588,294,707	14,119,073	679,426,081	16,306,226	813,329,219	22,773,218	727,122,330	20,351,425	573,757,262	14,774,249
Diamonds, rough..... "		85,142,165		99,652,020		99,906,970		94,824,590		23,862,285
Iron ore..... Kilogs	441,059	3,969,531	442,511	4,063,227	436,465,000	4,168,241	524,316,000	4,409,498	446,233,000	3,087,382
Sulphur..... "	9,020,340	1,353,051	5,925,058	888,759	5,841,423	876,213	8,428,195	1,264,229	6,790,983	1,018,647
Other..... "		39,542,609		45,017,708		52,276,198		64,763,974		62,311,667
<i>Oils—</i>										
Petroleum..... Kilogs	30,209,498	5,815,328	36,491,140	6,653,633	31,907,673	6,103,938	39,015,091	8,185,366	43,095,977	9,132,000
Vegetable..... "	31,887,335	17,851,000	33,572,179	18,934,000	36,247,033	23,375,000	34,416,537	26,909,458	34,921,980	21,939,351
Paper..... Kilogs		20,561,344		25,577,448		20,606,024		34,299,485		32,335,024
Potatoes..... Kilogs	201,026,185	14,071,833	123,741,713	10,097,324	106,138,701	8,841,354	126,038,822	7,372,505	94,789,774	7,412,560
Printed matter..... Kilogs		6,782,420		7,443,437		7,400,822		7,372,505		7,807,017
Rags..... Kilogs	53,094,346	18,583,021	54,385,513	19,244,930	54,619,852	19,116,948	54,729,074	19,155,176	48,908,430	17,117,951
Resins and bitumens..... "	97,461,927	24,365,482	115,212,313	28,803,078	123,275,424	30,818,856	123,773,576	37,132,073	131,005,724	39,481,717
<i>Silk—</i>										
Raw..... "	125,432	1,003,856	119,894	959,152	206,616	3,099,240	283,469	5,102,442	261,506	5,061,084
Twist and yarn..... "	305,423	6,413,883	280,271	5,885,691	288,865	5,488,435	513,206	9,494,311	722,089	15,163,869
<i>Manufactures—</i>										
Small wares and hardware..... Kilogs		1,670,010		1,223,957		690,459		447,843		426,235
Spirits..... Kilogs		18,042,213		20,009,771		21,010,926		25,755,665		17,443,223
Stone..... Kilogs		4,332,040		2,797,323		2,289,739		2,708,893		2,285,775
Sugar..... Kilogs		39,785,032		38,273,656		42,332,989		45,559,502		45,623,741
<i>Sugar—</i>										
Raw..... Kilogs	130,031,038	32,508,070	94,262,973	26,335,000	124,078,850	26,246,000	101,369,807	23,315,056	89,789,383	20,203,413
Refined..... Kilogs	54,921,836	17,015,000	43,716,999	16,217,000	85,025,332	25,356,000	71,488,843	22,276,042	52,566,422	17,986,829
Tobacco..... Kilogs		1,523,056		1,494,232		1,649,105		2,162,146		2,325,852
Vehicles..... Kilogs		7,214,538		9,456,687		12,970,524		13,551,610		13,688,521
Wines..... Kilogs		147,061		156,101		174,317		174,984		139,239
<i>Wood—</i>										
Unmanufactured..... Kilogs		2,711,292		2,790,221		2,739,620		3,061,005		3,031,082

SESSIONAL PAPER No. 10f

Pulp of wood..... Kilogs.....	31,067,244	8,682,627	24,880,947	7,317,644	30,950,067	9,554,267	33,086,548	10,913,817	24,704,362	7,245,789
Wool, other.....	10,470,747			10,949,467		14,839,392		18,315,848		14,737,008
Raw..... Kilogs.....	19,087,839	95,439,000	18,434,223	95,310,000	18,188,231	100,945,000	18,496,793	102,657,201	18,351,639	82,595,965
Yarn..... "	9,424,351	42,973,000	10,286,221	50,380,000	9,457,861	50,371,000	10,664,310	56,679,968	8,232,235	36,008,673
Manufactures.....		11,610,000		11,541,000		13,659,000		13,238,374		13,698,243
Total value of principal and other articles exported.....		2,183,290,722		2,323,676,477		2,735,840,167		2,818,124,797		2,506,443,668
Less gold and silver coin and bullion.....		16,212,859		20,518,493		112,495,966		22,229,117		28,174,579
Total exports, merchandise.....		2,167,077,863		2,303,158,384		2,621,344,201		2,825,865,680		2,478,269,089

SESSIONAL PAPER No. 10f

BRAZIL.

Total Quantities and Values of the Principal Articles of Merchandise Imported during the Years ended December 31, 1903 to 1907, inclusive.

NOTE:—Milreis=54.6 cents. Kilog=2.204 lbs. Hectol=21.99 galls.

ARTICLES.	1903.		1904.		1905.		1906.		1907.	
	Quantity.	Value.	Quantity.	Value.	Quantity.	Value.	Quantity.	Value.	Quantity.	Value.
Animals (living) Cattle.....No.	56,051	1,569,000	14,446	910,000	12,714	2,199,000	15,142	738,000	17,543	911,759
Arms, ammunition and military stores.....		1,728,000		2,100,000		2,898,000		3,282,000		2,646,025
Butter.....Kilogs.	2,193,000	2,642,000	2,559,000	2,695,000	2,973,000	3,262,000	2,424,000	2,630,000	2,472,590	2,913,948
Carriages and other vehicles.....		1,536,000		2,093,000		2,305,000		1,889,000		4,117,004
Cement.....Kilogs.	63,771,000		94,056,000		129,578,000		180,307,000		4,145,000	4,818,582
Chemicals, drugs and pharmaceutical products.....		4,567,000		5,421,000		5,421,000		6,615,000		7,881,296
Cod.....1,000 Kilogs.	929,425	10,803,000		11,289,000		11,636,000		15,118,000		18,319,846
Codfish (salted).....Kilogs.	24,976,000	5,396,000	987,556	1,055,154	1,055,154		1,207,634		1,301,452	1,489,893
Copper and its alloys:—			29,298,000	5,223,000	24,125,000		25,982,000		7,205,000	7,820,412
Raw or wrought.....										
Manufactures.....										
Cotton, raw and prepared.....	4,718,000	4,710,000	3,299,000	1,635,000	2,712,000	4,012,000	2,590,000	1,105,000	2,837,880	4,953,758
Cotton yarns:—										
Piece goods.....	13,305,000	22,552,000	12,445,000	22,470,000	12,106,000	22,733,000	11,423,000	23,427,000	12,640,609	26,938,560
Other sorts.....		4,888,000		5,338,000		6,026,000		6,388,000		8,516,882
Earthen, china and glassware.....		3,151,000		3,397,000		1,040,000		5,911,000		5,913,498
Fruits and vegetables, fresh or preserved.....Kilogs.	6,715,000	1,600,000	7,806,000	1,925,000	9,063,000	2,551,000	7,923,000	2,489,000	8,342,771	2,840,653
Grain and flour:—										
Wheat.....1,000 Kilogs.	168,745	9,820,000	193,561	11,289,000	214,282	12,475,000	231,639	13,919,000	246,833	14,910,363
Wheat flour.....	117,134	14,058,000	131,049	13,947,000	140,164	11,595,000	153,916	15,801,000	170,253	17,704,371
Rennet and juice, raw.....Kilogs.	11,773,000	3,597,000	11,517,000	2,831,000	12,740,000	3,625,000	15,129,000	5,215,000	18,803,250	7,559,817
Hides and skins, raw and prepared.....	589,000	2,546,000	667,000	2,943,000	756,000	3,797,000	745,000	1,311,000	808,193	1,661,114
Iron and steel:—										
Unwrought and part wrought.....	21,087,000	1,793,000	24,427,000	1,965,000	25,845,000	2,221,000	32,201,000	2,887,000	34,799,473	3,468,217
Galvanized sheets for roofing.....	4,177,000	559,000	4,719,000	598,000	5,128,000	733,000	6,372,000	1,100,000	9,286,891	1,576,465

BRAZIL.
 Total Quantities and Values of the Principal Articles of Merchandise Imported, &c.—*Concluded.*

ARTICLES.	1903.		1904.		1905.		1906.		1907.	
	Quantity.	Value. Milreis.	Quantity.	Value. Milreis.	Quantity.	Value. Milreis.	Quantity.	Value. Milreis.	Quantity.	Value. Milreis.
Iron and steel— <i>Cont.</i>										
Axles, wheels, &c., for railway carriages.	1,377,000	432,600	3,431,000	623,000	8,458,000	1,422,000	8,112,000	1,109,000	7,713,145	1,848,658
Tin plate	7,588,000	1,163,000	7,899,000	1,268,000	8,888,000	1,438,000	8,423,000	1,491,000	11,065,431	2,195,652
Pipes, tubes, &c.	7,827,000	856,000	10,171,000	1,102,000	9,611,000	1,127,000	9,676,000	2,612,000	63,252,829	6,593,877
Wire	15,679,000	1,533,000	17,973,000	1,722,000	19,686,000	1,963,000	19,092,000	2,987,000	38,442,867	3,444,530
Cutlery		914,000		1,151,000		1,234,000		1,306,000		1,914,663
Kerosene and other mineral oils	60,684,000	4,956,000	61,385,000	5,362,000	70,016,000	5,536,000	70,827,000	5,981,000	76,889,212	6,614,333
Lard	3,230,000	1,587,000	1,312,000	587,000	720,000	332,000	2,567,000	1,339,000	2,597,692	2,558,850
Linen, hempen and jute wares.		2,071,000		2,154,000		2,484,000		2,971,000		3,553,850
Machinery, apparatus, tools, &c.	5,332,000	816,000	5,190,000	800,000	5,476,000	884,000	5,343,000	291,149,000	30,334,328	30,334,328
Milk, condensed								852,000		1,213,318
Musical instruments	2,173,000	1,179,000	2,193,000	1,205,000	2,729,000	1,649,000	2,399,000	1,178,000	1,447,982	1,310,098
Olive oil		3,711,000	18,430,000	3,773,000	23,806,000	4,663,000	21,702,000	4,207,000	26,748,904	2,450,498
Paper of all sorts								1,731,000		5,208,894
Perfumery								1,705,000		1,940,327
Potatoes	22,132,000	1,587,000	21,904,000	1,648,000	21,292,000	1,583,000	22,521,000	1,705,000	18,354,342	1,522,912
Rice	73,589,000	6,470,000	60,801,000	5,595,000	58,701,000	5,212,000	40,289,000	4,086,000	1,470,426	1,470,426
Silk manufactures								2,957,000		2,480,776
Wearing apparel		2,131,000		2,437,000		2,772,000		2,761,000		3,008,173
Wines	53,639,000	13,081,000	50,648,000	14,190,000	60,282,000	15,325,000	57,374,000	14,966,000	64,573,802	16,944,709
Wood Unmanufactured.								3,692,000		7,498,538
Wood Manufactured								1,620,890		4,636,202
Wool, raw		3,793,000		3,811,000		4,273,000		4,323,000		2,115,702
Woollen mfrs.—		617,000		658,000		809,000		806,000		92,296,376
Other goods		62,353,000		69,192,000		83,509,000		76,118,000		2,445,186
All other articles								1,544,000		1,023,490
Total imports.		215,181,000		239,359,000		265,156,000		295,147,000		360,245,363

BRAZIL.
Total Quantities and Values of the Principal Articles of Merchandise Exported during the Years ended December 31, 1905
to 1907, inclusive.

NOTE:—Milibreis = 54.6 cents. Kilog = 2.204 lbs. Hectol = 21.99 galls.

ARTICLES.	1903.			1904.			1905.			1906.			1907.		
	Quantity.	Value.	Milibreis.	Quantity.	Value.	Milibreis.	Quantity.	Value.	Milibreis.	Quantity.	Value.	Milibreis.	Quantity.	Value.	Milibreis.
Bananas	860,528	223,000	1,284,292	305,000	1,434,611	175,000	1,852,012	600,000	1,878,904	565,229					
Bran	17,110	659,000	21,152	797,000	26,432	1,490,000	31,631	1,420,000	31,631	1,354,082					
Cashew nuts	457,905	1,689,000	92,580	954,000	198,226	2,061,000	96,770	1,120,000	180,345	2,252,338					
Carambola wax	1,926,000	1,172,000	1,996,000	1,815,000	1,897,000	1,847,000	2,559,000	3,733,000	2,778,801	3,730,898					
Cashew beans	4,014,000	276,000	3,203,000	222,000	2,648,000	244,000	3,126,000	333,000	1,221,308	14,731					
Cocoa	20,900,000	8,998,000	23,160,000	9,738,000	21,090,000	9,240,000	25,135,000	12,332,000	21,397,249	17,891,519					
Coffee, raw	12,957,233	169,567,000	10,024,536	177,401,000	10,820,661	190,405,000	13,965,800	243,175,000	15,680,172	233,898,343					
Cotton, raw	28,236,000	11,766,000	13,263,000	7,317,000	21,082,000	10,291,000	31,668,000	14,726,000	28,636,281	15,117,811					
Cotton seed	35,535	1,937,000	26,601	791,000	37,494	964,000	30,904	1,085,000	30,359	1,225,393					
Diamonds	457,000	457,000	236,000	236,000	255,000	255,000	255,000	255,000	255,000	293,383					
Gold in bars	4,322	4,165,000	3,871	3,718,000	3,879	3,734,000	4,548	4,379,000	3,780	3,639,982					
Hair (animal) and bristles	583,000	397,000	549,000	380,000	146,000	308,000	553,000	401,000	553,433	360,110					
Herb mate (Paraguay tea)	36,130,000	6,045,000	44,162,000	8,631,000	11,129,000	11,088,000	37,736,000	16,503,000	52,052,747	11,310,351					
Hides:—Dry	7,439	4,314,000	10,816	6,717,000	7,860	5,330,000	9,828	7,676,000	6,361	5,001,470					
.....Salted	20,868	7,162,000	21,775	7,882,000	19,112	7,010,000	22,937	9,691,000	21,562	10,304,316					
Mandioca or Cassava flour	6,671,000	359,000	3,980,000	400,000	5,276,000	6,922,000	6,664,000	7,900,000	4,396,509	432,814					
Manganese ore	161,926	2,205,000	298,260	2,727,000	224,377	2,958,000	121,331	1,591,000	236,478	1,472,330					
Meats, extracts of	390,000	298,000	278,000	213,000	86,000	82,000	85,000	111,000	23,400	40,652					
Monazite sand	1,794,000	659,000	1,860,000	967,000	1,437,000	889,000	1,352,000	881,000	1,137,877	891,541					
Passava	4,983,000	557,000	4,189,000	388,000	1,288,000	337,000	1,374,000	317,000	1,342,224	333,541					
Rubber	31,717,000	80,520,000	31,866,000	99,730,000	35,293,000	128,110,000	31,960,000	124,941,000	36,489,772	121,600,763					
Skins:—Goat	1,902,000	1,257,000	2,520,000	5,841,000	1,525,000	3,473,000	1,743,000	1,045,000	2,267,451	3,451,161					
.....Ox	427,000	448,000	736,000	732,000	530,000	643,000	537,000	593,000	624,237	632,815					
Sugar	21,889	1,765,000	7,891	831,000	37,747	3,608,000	84,948	5,389,000	12,898	1,206,229					
Tobacco:—Leaf	22,733,000	8,155,000	23,065,000	7,025,000	19,616,000	7,022,000	22,947,000	8,079,000	29,146,441	11,209,387					
.....Twist	660,000	264,000	412,000	412,000	771,000	303,000	680,000	193,000	535,071	1,86,969					
Whale oil	1,628,000	212,000	1,280,000	103,000	1,197,000	77,000	1,264,000	65,000	1,089,260	103,770					
Wool	777,000	348,000	390,000	463,000	253,000	112,000	513,000	354,000	332,199	243,881					
All other articles	3,467,000	3,226,000	3,226,000	3,553,000	3,553,000	4,277,000	4,404,245					
Total exports	327,850,000	350,490,000	396,828,000	396,828,000	471,640,000	471,640,000	481,572,420					

BULGARIA

VALUE of the Total Imports and Exports (Merchandise only) from and to each Principal Country during the Years ended December 31, 1904 to 1908, inclusive.

NOTE:—Lew=19·3 cents.

	IMPORTS.					EXPORTS.				
	1904.	1905.	1906.	1907.	1908.	1904.	1905.	1906.	1907.	1908.
	Lew.	Lew.	Lew.	Lew.	Lew.	Lew.	Lew.	Lew.	Lew.	Lew.
	18,849,000	20,183,000	19,690,000	21,424,000	27,202,000	24,728,000	12,884,000	14,985,000	20,706,000	9,680,000
	38,169,000	33,037,000	27,802,000	34,688,000	37,541,000	14,090,000	18,887,000	8,200,000	8,023,000	6,346,000
	2,497,000	2,849,000	3,078,000	4,253,000	4,279,000	32,988,000	12,415,000	20,142,000	26,970,000	22,039,000
	10,693,000	7,319,000	5,373,000	6,593,000	7,023,000	7,605,000	8,917,000	8,977,000	6,991,000	6,210,000
	19,976,000	21,031,000	16,225,000	19,650,000	20,817,000	12,216,000	11,709,000	15,410,000	17,022,000	11,625,000
	338,000	283,000	224,000	384,000	455,000	3,731,000	5,477,000	9,721,000	8,019,000	8,933,000
	627,000	730,000	628,000	812,000	740,000	276,000	202,000	98,000	111,000	1,837,000
	8,319,000	6,781,000	5,513,000	5,506,000	4,712,000	4,762,000	4,437,000	3,906,000	3,100,000	1,012,000
	3,712,000	5,519,000	3,365,000	3,633,000	4,131,000	1,756,000	1,851,000	1,121,000	923,000	959,000
	6,075,000	3,253,000	4,619,000	4,771,000	5,633,000	1,420,000	2,188,000	306,000	219,000	247,000
	1,101,000	1,080,000	1,409,000	2,036,000	2,637,000	1,746,000	2,337,000	584,000	348,000	544,000
	965,000	1,309,000	1,108,000	1,081,000	1,289,000	229,000	290,000	631,000	620,000	517,000
	17,025,000	16,872,000	18,052,000	17,548,000	19,153,000	25,645,000	21,310,000	21,639,000	27,283,000	33,182,000
	577,000	1,418,000	465,000	908,000	574,000	515,000	1,411,000	1,372,000	1,264,000	826,000
	767,000	584,000	951,000	1,339,000	533,000	7,198,000	15,616,000	7,421,000	3,963,000	5,299,000
	129,690,000	122,250,000	108,171,000	124,661,000	130,151,000	157,619,000	117,961,000	114,573,000	125,355,000	112,357,000
				Totals						

COUNTRIES.

United Kingdom.....
Austria-Hungary.....
Belgium.....
France.....
Germany.....
Greece.....
Holland.....
Italy.....
Roumania.....
Russia.....
Servia.....
Switzerland.....
Turkey.....
United States.....
Other Countries.....

Totals

SESSIONAL PAPER No. 10f

BULGARIA.

TOTAL Quantities and Values of the Principal Articles Imported (Merchandise only) during the Years ended December 31, 1904 to 1908, inclusive.

NOTE:—Lew=19·3 cents. Kilog=2·204 lbs.

ARTICLES.	1904.		1905.		1906.		1907.		1908.	
	Quantity.	Value.	Quantity.	Value.	Quantity.	Value.	Quantity.	Value.	Quantity.	Value.
		Lew.		Lew.		Lew.		Lew.		Lew.
Arms: Firearms and parts thereof..... Kilogs	388,000	5,615,000	115,000	1,829,000	29,000	114,000	17,000	301,000	11,000	250,000
Clothing.....	256,000	2,316,000	188,000	3,813,000	79,000	1,114,000	72,000	1,253,000	59,000	1,173,000
Coffee, raw and roasted.....	1,388,000	1,372,000	1,351,000	1,440,000	1,351,000	1,476,000	1,431,000	1,396,000	1,358,000	
Coal and coke.....	36,465,000	934,000	11,593,000	1,032,000	14,136,000	1,088,000	76,830,000	2,187,000	134,281,000	
Cordage and twine.....	1,626,000	1,092,000	965,000	1,048,000	650,000	722,000	498,000	640,000	550,000	
Cotton yarn.....	3,546,000	8,606,000	4,419,000	9,721,000	4,226,000	9,892,000	3,638,000	8,982,000	3,814,000	
" manufactures.....	4,160,000	13,098,000	4,084,000	14,853,000	3,493,000	13,841,000	3,478,000	14,665,000	2,493,000	
Iron in the rough, including hoop and plate iron.....	11,929,000	2,297,000	12,915,000	2,316,000	11,962,000	2,367,000	12,853,000	2,943,000	13,658,000	
Iron, manufactures of.....	14,887,000	4,149,000	10,615,000	4,119,000	10,190,000	4,224,000	21,001,000	6,952,000	30,983,000	
Leather, for soles.....	1,063,000	2,594,000	949,000	2,395,000	755,000	2,211,000	569,000	1,852,000	598,000	
" manufactures.....	3,085,000	2,662,000	2,365,000	2,116,000	3,371,000	2,910,000	2,547,000	2,408,000	2,761,000	
Oil: Olive.....	21,282,000	3,767,000	14,456,000	2,763,000	19,566,000	3,574,000	13,947,000	2,570,000	17,969,000	
Petroleum and naptha, refined.....	4,986,000	2,362,000	5,719,000	2,576,000	4,691,000	1,889,000	3,667,000	2,591,000	3,731,000	
Paper of all sorts.....	38,997,000	1,195,000	22,715,000	726,000	34,153,000	915,000	40,631,000	1,128,000	30,689,000	
Salt, rock and other.....	12,381,000	4,280,000	15,907,000	5,465,000	2,063,000	657,000	8,492,000	2,791,000	9,909,000	
Sugar, refined.....	42,794,000	2,368,000	66,919,000	3,990,000	50,910,000	3,069,000	47,219,000	3,167,000	60,464,000	
Wood, rough or sawn.....	618,000	4,596,000	581,000	4,241,000	393,000	3,292,000	336,000	4,029,000	421,000	
Wool, manufactures of.....										
Total value of principal and other articles imported.....		129,690,000		122,250,000		108,474,000		124,661,000		130,151,000

BULGARIA.

Total Quantities and Values of the Principal Articles Exported (Merchandise only) during the Years ended December 31, 1901 to 1908, inclusive.

NOTE:—Lew=19·3 cents. Kilog=2·204 lbs.

ARTICLES.	1901.		1905.		1906.		1907.		1908.	
	Quantity.	Value.	Quantity.	Value.	Quantity.	Value.	Quantity.	Value.	Quantity.	Value.
Animals: Cattle.....	13,558	1,166,000	12,341	1,220,000	7,763	705,000	11,650	1,139,000	9,028	861,000
Horses, mules and asses.....	9,278	787,000	6,248	630,000	4,750	481,000	10,597	965,000	8,864	804,000
Sheep.....	400,733	3,253,000	367,733	3,132,000	299,485	2,694,000	530,241	4,874,000	437,900	3,837,000
Kilogs.....	82,000	12,000	32,462,000	6,166,000	60,000	10,000	81,000	16,000	17,000	3,435
Flour of all kinds.....	20,668,000	4,034,000	19,093,000	3,674,000	23,468,069	4,612,000	26,126,000	5,289,000	25,585,000	5,332,000
Grain: Barley.....	103,395,000	9,449,000	69,893,000	6,878,000	53,143,000	5,735,000	28,919,000	3,102,000	37,681,000	1,655,000
Maize.....	247,979,000	22,770,000	98,301,000	11,216,000	143,733,000	14,072,000	253,733,000	26,838,000	111,546,000	13,861,000
Rye.....	62,480,000	6,293,000	74,024,000	8,183,000	41,079,000	4,247,000	46,354,000	5,336,000	39,798,000	6,183,000
Wheat (including lockwheat).....	523,653,000	72,982,000	450,216,000	64,822,000	268,311,000	35,508,000	240,735,000	35,227,000	212,780,000	39,033,000
Hides and skins.....	1,214,000	2,794,000	1,621,000	4,046,000	1,844,000	4,905,000	1,697,000	2,802,000	1,206,000	3,126,000
Wood, rough or sawn.....	14,205,000	850,000	8,912,000	525,000	11,600,000	616,000	8,828,000	516,000	8,701,000	516,000
Wood, manufactures of (such as <i>abas</i> and <i>schapnik</i>).....	440,000	1,762,000	422,000	1,761,600	482,000	2,331,000	462,000	2,393,000	348,000	1,675,000
Total value of principal and other articles exported.....		157,619,000		147,961,000		114,573,000		125,595,000		112,357,000

SESSIONAL PAPER No. 10f

CHILE.

VALUE of the Total Imports for Consumption and Exports of Domestic Produce from and to each Principal Country during the Years ended December 31, 1903 to 1907, inclusive. (*Including Coin and Bullion.*)

NOTE:—Peso Fuerte—36 5 cents.

IMPORTS.		EXPORTS.							
COUNTRIES.		1903.	1904.	1905.	1906.	1907.			
Pesos Fuert.	Pesos Fuert.	Pesos Fuert.	Pesos Fuert.	Pesos Fuert.	Pesos Fuert.	Pesos Fuert.			
53,720,000	57,345,488	71,120,000	113,502,732	United Kingdom.....	61,637,000	70,516,697	101,322,000	140,748,000	139,666,881
1,255,000	5,969,915	6,334,000	10,013,251	Argentine Republic.....	360,000	861,403	1,553,000	2,653,000	2,746,681
3,394,000	3,865,912	7,567,000	7,397,112	Australia.....	8,005,000	3,291,700	4,508,000	5,800,000	3,724,218
2,072,000	3,343,000	4,945,000	10,197,301	Belgium.....	73,000	250,922	312,000	453,000	417,000
1,274,000	1,503,171	798,000	1,626,836	Brazil.....	181,000	173,028	292,000	173,000	283,000
132,000	153,901	163,000	38,000	China.....	27,451,000	28,823,135	22,322,000	17,433,000	16,224,686
978,000	676,125	933,000	721,301	Ecuador.....	12,549,000	62,632,942	73,153,000	56,009,000	55,819,019
9,368,000	10,929,907	14,223,000	16,063,361	France.....	3,203,000	1,295,937	1,018,000	3,286,000	1,398,501
38,981,000	42,456,638	47,583,000	74,310,374	Germany.....	3,622,000	3,836,721	3,010,000	3,202,000	2,820,635
1,692,000	2,128,628	2,550,000	3,986,616	India.....	196,000	946,914	1,826,000	3,013,000	11,562,645
4,625,000	4,736,265	5,119,000	8,231,834	Italy.....	22,776,000	30,715,150	42,803,000	48,311,000	24,843,462
6,047,000	6,608,829	4,943,000	8,739,298	Peru.....	608,000	327,575	376,000	810,000	101,000
641,000	1,127,419	1,719,000	2,707,171	Spain.....	13,025,000	9,290,639	7,650,000	5,035,000	14,603,073
12,220,000	13,997,927	18,868,000	31,124,384	United States.....	194,280,000	215,997,781	265,209,000	287,438,000	274,453,222
1,675,000	613,473	1,082,000	1,591,722	Uruguay.....					
1,497,000	1,395,342	639,000	3,287,156	Other Countries.....					
		3,031,000	3,287,156	Totals.....	194,280,000	215,997,781	265,209,000	287,438,000	274,453,222
142,471,000	157,152,080	188,596,000	293,681,865						
		237,698,000	293,681,865						

CHILE.

TOTAL Quantities and Values of the Principal Articles of Domestic Produce Exported during the Years ended December 31, 1903 to 1907, inclusive.

NOTE:—Peso Fuert.— 36.5 cents. Kilog 2.204 lbs. Ton = 2,000 lbs.

ARTICLES.	1903.		1904.		1905.		1906.		1907.	
	Quantity.	Value.	Quantity.	Value.	Quantity.	Value.	Quantity.	Value.	Quantity.	Value.
Animals, living—		Pesos Fuert.		Pesos Fuert.		Pesos Fuert.		Pesos Fuert.		Pesos Fuert.
Horses and mules..... No.	2,260	205,000	1,730	200,000	4,377	311,000	8,500	759,000	728	169,000
Oxen and cows..... "	2,898	290,000	2,191	219,000	48	6,000	489	59,000	94	12,000
Sheep..... "	3,947	28,000	2,510	25,000	1,028	10,000	3	250	2	14
Borate of lime..... Kilogs	15,732,000	2,202,000	440,000	62,000	18,632,000	2,611,000	28,649,000	4,011,000	28,292,000	3,961,000
Coal..... Tons	403,000	7,246,000	421,000	7,576,000	481,000	8,660,000	471,000	8,536,000	417,000	10,424,000
Copper in bars (for ingots)..... Kilogs	27,010,000	17,886,000	27,888,000	19,108,000	23,224,000	19,076,000	19,110,000	22,313,000	16,334,000	16,834,000
Flour of all kinds..... "	6,337,000	882,000	9,417,000	1,154,000	8,154,000	1,136,300	3,458,000	633,000	3,376,000	472,000
Grain—										
Wheat..... "	53,864,000	5,386,000	73,985,000	7,030,000	8,007,000	1,121,000	215,000	32,000	35,432,000	3,535,000
Barley..... "	20,881,000	1,504,000	38,761,000	3,691,000	16,351,000	3,339,000	13,289,000	1,086,000	619,000	68,000
Hides and skins—										
Ox hides..... "	1,562,000	781,000	1,240,000	568,000	503,000	272,000	1,927,000	1,071,000	1,022,000	562,000
Goat skins..... "	752,000	376,000	243,000	123,000	408,000	234,000	398,000	231,000	308,000	185,000
Chinchilla..... Duz.	11,964	299,000	483,922	705,000	18,265	1,461,000	10,252	984,000	4,821	463,000
Iodine (Yodo)..... Kilogs	351,000	4,385,000	461,000	5,769,000	564,000	7,053,000	351,000	4,394,000	290,000	4,292,000
Leather for soles (Suelas)..... "	2,310,000	2,310,000	2,370,000	3,082,000	2,171,000	2,547,000
Ores—										
Silver..... Kilogs	47,000	38,000	38,000	201,000	145,000	36,000	220,000	119,000
Copper..... "	17,969,000	17,659,000	2,285,000	29,385,000	3,112,000	39,076,000	4,991,000
Manganese..... "	17,110,000	684,000	1,324,000	40,000	35,000	6,000
Soda, nitrate of (Sódire)..... 1,000 kilograms	1,453,000	142,371,000	1,480,000	160,569,000	1,669,000	184,122,000	1,767,000	217,317,000	1,650,000	296,263,000
Wool, raw..... Kilogs	3,334,000	1,858,000	3,172,000	1,599,000	8,022,000	6,858,000	3,402,000	2,102,000	3,718,000	2,151,000
Total value of principal and other articles exported.....	196,059,000	217,559,000	273,375,000	287,438,000	286,081,000

SESSIONAL PAPER No. 10f

4,414,212	1,945,066	634	28,131	3,033,451	Russia in Asia	2,263,129	2,923,178	2,565,250	1,249,371	3,214,995
53,264	71,946	32,040	885,220	131,735	Russia in Europe	2,812,261	3,553,978	3,724,366	3,181,658	3,214,301
258,259	247,847	521,595	831,355	5,487,256	Russian Manchuria	10,972	2,952,661	10,496,492	10,770,179	21,129,329
		477,585	67	46,892	Siam	1,298,013	1,258,790	1,504,235	1,577,278	1,938,489
				11	South America	26,033	13,084	27,369	30,966	27,256
					Turkey in Asia, Persia, Egypt, Algeria, Aden, &c.	4,390,649	2,031,587	1,615,731	2,651,243	2,977,820
1,142,395	113,707	921,471	96,637	112,448	United States	27,087,975	27,030,772	25,671,128	26,597,660	23,824,059
29,186,946	76,916,838	44,436,209	36,903,476	41,245,794	Totals, Foreign Countries	130,436,641	121,313,692	131,067,110	146,850,865	162,732,812
120,197,794	183,851,538	163,233,879	155,666,555	148,824,563	Grand totals	239,186,683	227,888,197	236,436,739	264,380,697	276,660,463
357,444,663	461,194,632	428,290,287	429,071,662	409,551,653						

The imports from Hong Kong come originally from, and the exports to that colony are further carried on to the United Kingdom, America, Australia, India, &c., and coast ports of China. In addition to the imports, to which the values given in the above table are confined, the South of China is supplied with opium and other articles imported from Singapore, Siam and other foreign places in native vessels.

CHINA.

TOTAL Quantities and Values of the Principal Articles Imported for Consumption (Merchandise only) during the Years ended December 31, 1904 to 1908, inclusive.

NOTE:—The average value of the Haikwan Tael for 1904 was 66 cts., 1905, 73 cts., 1906, 80 cts., 1907, 79 cts., and for 1908, 65 cts. Pical=133.3 lbs. Gallon and ton, same as Canadian.

ARTICLES.	1904.		1905.		1906.		1907.		1908.	
	Quantity.	Value.	Quantity.	Value.	Quantity.	Value.	Quantity.	Value.	Quantity.	Value.
Aniline dyes.....		Haikwan Taels.		Haikwan Taels.		Haikwan Taels.		Haikwan Taels.		Haikwan Taels.
Bags of all kinds.....	11,850,327	1,864,401	23,622,893	2,548,533	18,452,205	2,569,576	13,034,096	2,513,258	18,309,065	1,704,673
Bicho de mer.....	35,599	1,152,700	40,519	2,082,423	40,085	1,398,767	44,224	1,021,147	43,185	1,501,148
Beards.....		596,740		668,031		759,468		1,203,849		728,854
Beans, rice.....	2,311,658	2,311,658	1,746,181	1,745,898	1,879,268	1,535,924	2,226,336	2,226,875	1,944,530	2,119,005
Building materials and fittings.		251,590		364,292		502,298		1,365,550		989,417
Cement.....	262,197	274,449	553,851	554,528	913,310	867,878	1,592,147	1,428,169	1,411,194	1,400,401
Cigars and cigarettes.....		3,279,713		4,734,579		6,254,862		4,125,654		5,286,144
Clothing and watches.....	301,469	651,827	415,871	888,451	770,210	1,548,328	491,549	1,046,277	247,016	591,935
Clothing, hats, &c.....		686,577		1,083,984		1,247,497		1,922,497		1,659,572
Coal and coke.....	1,260,703	7,160,675	1,224,108	7,121,953	1,567,708	8,763,957	1,406,928	7,668,599	1,510,616	8,435,618
Cotton, raw.....	60,057	1,013,068	90,581	1,540,142	45,357	728,105	116,307	1,704,765	99,022	1,746,406
Cotton and nirs. of—										
Chintzes and plain cotton prints.....	577,520	907,050	488,189	1,091,101	736,102	1,525,706	879,093	1,708,979	379,723	887,234
Drills.....	1,674,865	6,169,036	3,869,870	13,808,285	2,414,311	8,272,364	608,658	1,945,590	1,093,614	3,866,604
Flannels.....	773,264	2,696,352	846,615	2,933,205	532,913	1,545,728	432,508	1,292,109	498,480	1,905,036
Italians.....	1,297,461	7,276,045	1,535,930	7,524,543	1,302,906	6,550,093	1,921,492	9,400,762	1,324,170	8,208,782
Jeans.....	529,471	1,571,152	1,271,232	3,752,696	705,480	1,990,956	460,223	1,231,380	910,918	3,086,139
Lastings.....	1,365,560	6,352,221	1,352,861	7,540,425	2,352,448	8,531,806	2,135,737	9,990,080	1,199,694	7,569,250
Sheetings, gray.....	2,821,068	9,305,368	9,428,880	31,129,853	6,637,504	21,824,857	737,921	2,330,352	992,573	3,433,194
Shirtings, dyed.....	309,780	1,072,498	390,876	1,460,688	336,823	1,270,160	456,037	1,907,909	262,036	1,134,865
" gray.....		10,441,093		18,537,424		12,065,891		8,764,308		14,914,788
" white.....	2,775,065	10,853,865	4,381,610	15,720,316	3,698,258	11,843,545	3,172,387	12,266,953	2,732,646	11,850,689
T. cloths.....		2,076,914		3,974,317		4,186,332		1,324,170		1,148,663
Yarn and thread.....		59,515,568		67,208,997		65,131,769		57,510,208		46,172,457
Other cotton nirs.....		5,847,043		6,770,905		7,988,238		8,076,937		5,367,526
Total cotton yarn and manufactures.....		124,083,305		181,452,453		152,727,845		118,915,923		110,898,379

SESSIONAL PAPER No. 10f

Electrical materials and fittings	347,078	481,453	911,334	1,108,436	1,744,280
Enamelled ware	248,393	521,305	788,068	781,149	260,305
Fish and fishery products	5,510,936	8,828,542	8,125,721	8,352,947	7,712,187
Fish and fishery products, " Piculs	3,591,071	1,945,545	1,065,843	1,065,843	6,931,204
Flour	3,591,961	3,706,159	6,295,753	4,414,383	1,755,935
Fruits, dried	258,223	368,360	377,243	589,876	572,812
Furniture and materials for	639,650	856,045	677,616	889,916	848,755
Ginseng	1,412,384	2,900,283	488,900	1,321,904	662,409
Glass and glassware	1,170,710	1,481,830	1,881,373	1,634,560	1,400,921
Haberdashery	413,521	627,609	646,765	554,071	568,533
Hardware	323,058	854,389	1,109,318	996,656	1,003,125
Household	1,476,214	2,111,185	3,461,489	4,776,770	3,738,136
Indigo	821,248	1,780,496	2,142,957	41,294	2,296,785
Leather	372,386	476,354	713,457	607,823	774,587
Macaroni and vermicelli	2,650,039	5,336,327	5,864,739	6,151,702	6,646,392
Machinery	4,773,197	5,391,432	5,139,808	4,893,792	3,138,048
Matches	20,310,256	25,976,536	312,321	453,022	3,530,537
Mats of all kinds	7,221,232	3,703,334	2,137,131	2,129,138	2,101,874
Medicines	1,506,297	1,908,373	2,137,131	2,129,138	2,101,874
Metals of all kinds:					
Copper and alloys, of	8,759,357	966,004	2,304,386	4,544,916	6,338,392
Iron and alloys, of	5,639,783	7,430,022	8,301,380	7,240,380	8,521,560
Lead and quicksilver	1,092,339	861,885	1,114,393	1,078,347	1,333,873
Tin and tin plates	3,779,434	3,350,783	3,363,906	5,367,349	4,262,906
Other metals, &c.	1,966,162	2,600,529	2,062,396	1,711,069	1,717,418
Totals	21,234,775	45,428,498	17,289,855	19,942,285	22,174,139
Mushrooms	16,114	806,208	611,693	13,463	562,368
Needles	2,886,341	625,280	829,418	2,938,071	374,592
Oil, kerosene—American	67,063,705	3,446,037	623,086	589,472	1,389,161
" Russian	32,618,352	80,016,136	7,132,179	13,296,392	121,742,688
" Sumatra	55,910,183	12,710,019	1,700,439	94,645	431,337
Opium—Madwa	29,099	18,455,187	3,778,020	4,229,300	6,541,156
" Patna	16,097,465	15,965	9,329,927	10,561,513	13,659
" Benares	19,956	13,160,719	13,005,615	11,916,516	290,549
" Other	9,613	6,637,092	7,481,849	5,497,655	14,877,243
Totals	3,107	1,630	467,306	674,969	7,556,480
Paper and paint oil	54,766	34,070,021	32,285,377	54,475	657,452
Pepper, black and white	163,293	567,020	548,421	59,555	34,226,337
Rayon plant and materials	43,955	2,519,032	4,063,413	3,275,368	591,843
Rattans	6,016,459	362,753	8,460,730	50,749	3,636,928
Ribbons, silk and cotton	114,873	726,205	11,139,806	12,804,628	905,095
Rice	3,356,830	421,588	1,215,222	750,473	12,893,945
Standardwood	124,824	8,379,530	11,749,590	924,984	639,868
Seaweed and agar-agar	507,964	1,086,695	1,326,510	34,417,307	266,440
Soap	911,031	1,636,886	1,610,382	1,995,107	745,871
		490,578	1,312,662	1,253,321	1,500,665
					1,377,971

CHINA.

TOTAL Quantities and Values of the Principal Articles Imported for Consumption, &c. *Concluded.*

ARTICLES.	1904.		1905.		1906.		1907.		1908.	
	Quantity.	Value. Haikwan Taels.	Quantity.	Value. Haikwan Taels.	Quantity.	Value. Haikwan Taels.	Quantity.	Value. Haikwan Taels.	Quantity.	Value. Haikwan Taels.
Stationery.....		569,536		669,210		890,235		747,465		733,671
Stores, household, marine and engines.....		1,776,050		2,824,702		2,351,791		1,378,906		2,691,148
Sugar, brown, white, and candy.....	3,747,563	18,281,438	4,620,675	22,622,102	6,545,742	30,006,109	6,292,027	4,162,256	19,611,285	
Tea.....	17,433	271,561	46,858	717,337	79,892	1,269,561	3,021,653	102,666	2,793,982	
Timber of all kinds.....		2,495,981		3,118,407		5,397,166		6,126,330		1,791,389
Tobacco.....	31,951	851,825	90,874	1,614,223	130,259	1,650,075	133,275	1,697,752	81,262	1,643,064
Unbottled Wines, beer and spirits	1,529,177	667,532	1,737,725	663,745	1,849,396	742,326	806,207	633,748	633,748	
Wood of all kinds (not including sandalwood, timber and dye- woods).....		2,077,509		3,028,417		1,871,331		2,222,287		2,688,566
Woollen manufactures.....		703,661		646,513		742,011		1,331,696		1,637,757
		5,194,201		5,434,185		6,652,770		6,898,806		5,788,390
Total value of principal and other articles, net imports.....		344,060,608		447,100,791		410,270,082		116,401,369		394,505,178
Re-imported articles.....		13,384,055		14,093,741		18,020,205		12,670,295		15,049,175
Total imports.....		357,444,663		461,194,532		428,290,287		129,071,662		409,554,353

CHINA.

Total Quantities and Values of the Principal Articles of Domestic Produce Exported (Merchandise only) during the Years ended December 31, 1904 to 1908, inclusive.

Note:—The average value of the Haikwan Taol for 1904 was 66 cts.; 1905, 73 cts.; 1906, 80 cts.; 1907, 79 cts., and for 1908, 65 cts. Picul=133·3 lbs. Gallon and Ton, same as Canadian.

ARTICLES.	1904.		1905.		1906.		1907.		1908.	
	Quantity.	Value.	Quantity.	Value.	Quantity.	Value.	Quantity.	Value.	Quantity.	Value.
		Haikwan Taels.		Haikwan Taels.		Haikwan Taels.		Haikwan Taels.		Haikwan Taels.
Beans and beans.	3,074,671	7,282,723	5,563,471	13,120,223	5,109,503	10,222,502	5,518,876	12,389,817	12,599,898	23,376,218
Beef.	38,299	2,497,949	39,588	2,555,610	41,733	2,756,262	42,124	2,978,712	10,430	2,795,378
Cassia lignea.	76,078	1,057,905	74,355	1,036,909	63,569	968,950	64,716	1,160,767	68,888	1,181,329
Cattle, sheep, pigs and goats	252,057	3,120,190	249,450	3,210,100	288,977	3,357,924	294,023	3,399,539	282,288	3,511,740
China-ware, earthenware										
and pottery.	314,729	1,663,921	297,812	1,721,474	316,463	1,579,204	335,012	1,598,861	341,161	1,596,086
Clothing (Chinese) boots										
and shoes.	1,228,588	1,651,735	789,273	1,812,258	769,542	1,682,529	988,055	996,257	613,569	1,392,703
Cotton, raw.	134,925	2,717,306	128,245	2,972,256	155,932	3,585,733	166,076	4,210,692	157,804	4,067,155
Fire-crackers and fire-works										
"		967,533		1,164,337		964,719		1,019,680		1,133,032
Fish and fishery products		1,785,407		1,671,992		1,803,978		2,174,097		2,196,911
Fruit of all kinds.	298,663	1,854,134	262,113	2,352,007	188,268	1,960,168	130,773	1,275,160	120,790	1,108,572
Hemp.	279,976	7,142,120	189,116	4,995,749	1,078,721	10,389,251	1,413,017	12,413,017	9,349,002	17,118,770
Hides of all kinds.		4,526,882		4,059,139		4,078,721		4,637,140		4,718,770
Mats and matting.		1,946,788		2,111,616		2,130,322		2,411,184		2,625,127
Medicines.		4,832,105		4,093,385		5,527,821		4,923,188		6,188,001
Oils.	163,969	3,766,700	134,610	3,551,634	279,277	3,445,192	278,791	3,675,179	297,029	3,652,181
Paper of all kinds (includes		2,100,802		2,474,703		2,701,027		2,511,580		4,253,632
books).	307,187	583,930	282,329	2,349,746	1,070,158	1,512,002	731,712	3,670,810	1,792,435	9,138,129
Provisions and vegetables	129,334		575,721							
Seed, sesamum.										
Silk and manufactures of										
Raw, white or yellow.	44,612	22,939,113	34,988	17,390,412	39,110	19,700,354	12,021	22,550,830	15,736	22,238,557
" wild.	33,527	9,861,068	25,584	8,639,062	25,555	6,372,970	23,896	6,292,933	34,148	7,371,535
" stream filature.	17,287	28,526,115	45,317	27,385,925	45,821	29,614,449	50,296	39,047,350	49,296	32,318,341
Red-sh.	66,893	3,014,202	87,167	4,288,525	74,224	3,298,162	107,839	5,430,771	83,789	1,229,496
Gacouns.	25,734	1,316,204	33,013	1,909,104	28,578	1,540,126	36,367	1,872,071	41,807	1,976,365
Piece goods.	18,080	10,600,800	12,389	8,897,627	11,784	8,474,756	14,633	10,602,514	16,377	11,340,667

CHINA.

TOTAL Quantities and Values of the Principal Articles of Domestic Produce Exported, &c.—*Concluded.*

ARTICLES.	1901		1905.		1906.		1907.		1908.	
	Quantity.	Value. Haikwan Taels.	Quantity.	Value. Haikwan Taels.	Quantity.	Value. Haikwan Taels.	Quantity.	Value. Haikwan Taels.	Quantity.	Value. Haikwan Taels.
Silk and manufactures of— <i>Com.</i>		1,967,310		1,882,101		2,384,714		3,278,565		3,239,350
Other manufactures		78,255,412		70,393,833		71,295,525		89,084,034		82,914,364
Totals.		7,327,512		9,684,286		3,894,928		5,370,640		2,725,712
	86,110	4,502,820	110,222	6,210,688	149,456	8,650,861	103,246	6,819,092	105,443	7,518,463
Skins (fur)	365,906	1,356,179	519,211	2,194,490	173,295	743,388	111,705	663,676	211,500	1,004,217
Straw braid	101,737	973,845	70,634	669,478	119,397	1,103,263	194,696	2,103,141	136,745	1,564,988
Sugar, brown, white and candy	749,002	16,567,796	297,045	12,721,213	600,907	12,252,318	708,273	13,433,277	685,408	13,240,747
Tallow	8,856	65,287	6,768	54,367	262	1,028	22,065	134,702	9,510	60,911
Tea, black	241,146	9,469,737	242,128	8,292,474	296,925	7,645,121	264,892	9,172,335	284,085	9,722,397
" dust	447,695	3,983,756	518,498	4,253,048	586,737	6,473,705	604,226	6,767,151	590,815	7,734,994
" green	4,590	115,388	4,839	123,980	9,307	254,458	19,729	226,546	6,288	134,181
" brick	160,676	2,965,400	137,912	2,312,715	163,477	137,781	137,781	2,597,394	149,897	2,389,996
" tablet	136,353	1,434,305	176,170	1,377,962	199,466	1,373,400	192,369	1,166,452	236,592	1,536,718
Tobacco leaf and prepared	285,322	5,075,879	383,361	6,744,787	346,543	5,499,342	295,720	4,531,013	250,811	4,490,188
Vermicelli and macaroni										
Wool										
Total value of principal and other articles exported		231,486,683		227,888,197		236,456,739		264,380,697		276,600,403

* Includes 'Skins, Clothing and Rugs.'

SESSIONAL PAPER No. 10f

DENMARK.

VALUE of the Total Imports and Exports of Merchandise from and to each Principal Country during the Years ended December 31, 1904 to 1908, inclusive.

NOTE:—Krone=26·8 cents.

IMPORTS.					EXPORTS.				
COUNTRIES.					COUNTRIES.				
1904.	1905.	1906.	1907.	1908.	1904.	1905.	1906.	1907.	1908.
Kroner.	Kroner.	Kroner.	Kroner.	Kroner.	Kroner.	Kroner.	Kroner.	Kroner.	Kroner.
90,172,000	100,142,000	110,592,000	135,008,000	109,450,000	282,816,000	279,943,000	291,172,000	311,774,000	337,033,000
302,000	302,000	243,000	76,000	583,000	519,000	32,000	32,000	269,000	37,000
715,000	409,000	1,058,000	4,081,000	1,471,000	6,000	29,000	29,000	27,000	63,000
3,306,000	3,121,000	5,389,000	7,500,000	3,490,000	5,146,000	3,598,000	3,598,000	6,068,000	3,360,000
10,770,000	9,602,000	10,572,000	9,925,000	9,407,000	1,334,000	2,128,000	2,128,000	1,841,000	1,128,000
16,235,000	14,230,000	17,052,000	17,278,000	16,411,000	809,000	1,579,000	1,579,000	1,160,000	658,000
214,236,000	207,336,000	233,632,000	257,837,000	238,473,000	105,401,000	128,054,000	124,385,000	129,325,000	121,895,000
2,000	2,000	4,000	291,000	35,000	25,000	25,000	25,000	25,000	48,000
1,053,000	1,357,000	1,622,000	1,803,000	1,830,000	1,181,000	1,304,000	1,377,000	1,531,000	1,553,000
12,411,000	16,395,000	18,454,000	22,918,000	17,982,000	519,000	786,000	716,000	1,010,000	2,587,000
2,466,000	4,332,000	5,322,000	6,096,000	5,320,000	3,417,000	3,848,000	4,762,000	5,140,000	4,038,000
1,726,000	1,595,000	1,955,000	1,833,000	2,372,000	237,000	31,000	250,000	43,000	25,000
74,464,000	100,118,000	128,613,000	124,128,000	112,910,000	16,326,000	20,630,000	25,544,000	27,398,000	24,780,000
223,300	223,300	22,000	22,000	22,000	12,588,000	15,447,000	14,280,000	18,500,000	23,073,000
9,062,000	9,899,000	12,168,000	13,655,000	10,717,000	10,000	10,000	50,000	3,000	4,000
2,177,000	2,177,000	2,042,000	3,058,000	3,315,000	26,592,000	29,788,000	32,391,000	35,390,000	40,129,000
76,390,000	64,340,000	77,317,000	76,463,000	66,673,000	13,060	13,060	21,000	731,000	195,000
276,000	276,000	6,000	3,154,000	11,058,000	7,000	228,000	15,000	19,000	4,000
394,000	394,000	2,253,000	2,494,000	2,319,000	30,747,000	41,573,000	48,385,000	53,071,000	46,120,000
2,595,000	2,453,000	1,824,000	2,494,000	58,050,000	26,000	24,000	25,000	30,000	32,000
54,657,000	58,989,000	62,628,000	67,173,000	58,050,000	6,200,000	1,102,000	526,000	519,000	675,000
350,000	350,000	428,000	473,000	425,000	6,200,000	6,227,000	8,217,000	10,378,000	10,194,000
112,000	2,000	3,000	21,000	1,000	497,836,000	533,548,000	559,508,000	604,922,000	616,943,000
515,000	221,000	4,000	145,000	617,000	Totals.	Totals.	Totals.	Totals.	Totals.
29,694,000	23,528,000	30,523,000	32,952,000	29,088,000	711,608,000	788,866,000			
599,264,000	622,526,000	725,626,000	788,866,000	711,608,000					

DENMARK.

TOTAL Quantities and Values of the Principal Articles Imported (Merchandise only) during the Years ended December 31, 1904, to 1908, inclusive.

NOTE: Kromer 26.8 cents, Pund 1.102 lbs., Ton 2,204 lbs., Pot 2126 galls.

ARTICLES.	1901.		1905.		1906.		1907.		1908.	
	Quantity.	Value.	Quantity.	Value.	Quantity.	Value.	Quantity.	Value.	Quantity.	Value.
Animals:										
Horses..... No.	6,442	1,985,000	9,743	3,055,000	21,034	7,614,000	24,195	7,883,000	17,022	5,524,000
Cattle..... "	3,932	1,091,000	12,651	2,348,000	10,655	1,951,000	1,120	377,000	1,036	230,000
Sheep, goats and swine..... "	2,348	44,000	2,388	53,000	1,358	32,000	361	6,000	453	15,000
Bean..... Pund.	152,503,000	7,043,000	172,207,000	8,167,000	184,975,000	8,551,000	165,614,356	8,286,000	114,253,812	5,643,000
Butter..... "	63,970,000	36,500,000	37,989,000	32,072,000	37,623,000	32,589,000	36,876,636	30,872,000	29,742,620	27,538,000
Cheese..... "	2,633,000	38,735,000	2,504,000	34,495,000	1,690,000	1,201,000	1,666,000	1,167,000	1,563,346	1,082,000
Coal..... Tons.					3,808,000	41,696,000	3,606,076	51,987,000	3,416,172	49,764,000
Cocoa and chocolate..... Pund.					2,710,000	2,739,000	4,030,000	3,681,000	4,156,637	3,195,000
Coffee, raw, not roasted..... "	31,045,000	11,902,000	34,075,000	13,457,000	35,484,000	11,004,000	36,584,614	13,124,000	35,857,634	12,530,000
Cordage..... "					5,970,000	1,397,000	7,413,000	2,388,000	6,177,873	1,863,000
Cotton raw..... "					22,860,000	11,547,000	19,360,000	10,646,000	21,460,891	10,468,000
" yarn..... "	4,064,000	3,716,000	4,397,000	4,801,000	4,100,000	4,271,000	4,007,632	4,510,000	2,728,476	2,876,000
" flax and hemp manu- factures..... "	16,631,000	17,385,000	17,843,000	19,039,000	19,530,000	21,584,000	20,436,464	22,689,000	17,647,371	17,171,000
Earthenware and chinaware..... "						4,940,000		4,990,000		3,381,000
Eggs..... "						5,282,000		3,625,000		2,613,000
Fish, fresh..... Pund.	14,463,000	1,720,000	16,255,000	1,590,000	24,302,000	2,300,000	25,806,520	2,262,000	42,450,137	3,282,000
" preserved..... "	27,835,000	4,476,000	33,067,000	5,130,000	41,408,000	6,542,000	48,906,971	6,763,000	45,392,180	6,280,000
Fruits..... "					41,430,000	8,246,000	45,230,000	10,433,000		12,032,000
Glass and glassware..... "					17,250,000	3,252,000	18,490,000	3,498,000	17,027,472	3,254,000
Grain:										
Barley..... "	309,564,000	11,949,000	299,805,000	9,378,000	133,847,000	6,277,000	50,386,231	2,912,000	95,354,168	3,255,000
Buckwheat..... "					3,450,000	200,000	2,800,000	218,000	2,653,200	298,000
Maize..... "	469,857,000	20,110,000	583,922,000	26,303,000	1,625,884,000	45,038,000	911,653,171	43,759,000	536,460,262	28,701,000
Malt..... "					4,950,000	545,000	5,370,000	501,000	4,696,634	560,000
Oats..... "	89,046,000	4,407,000	71,119,000	3,748,000	69,616,000	3,739,000	46,332,658	2,729,000	102,567,368	3,436,000
Peas and beans..... "					9,210,000	745,000	10,490,000	826,000	13,301,536	1,216,000
Rice..... "	334,248,000	16,378,000	256,106,000	13,266,000	2,135,000	2,135,000	20,850,000	2,397,000	19,440,422	2,333,000
Rye..... "	210,195,000	13,312,000	187,343,000	12,046,000	246,447,000	13,096,000	216,177,498	14,419,000	237,120,311	15,579,000
Wheat..... "					264,927,000	16,288,000	204,406,965	14,554,000	246,509,642	18,168,000

SESSIONAL PAPER No. 10f

Spirits.....	313,000	74,000	423,000	197,000	291,000	111,000	336,884	111,000	245,823	77,000
Stone and manufactures of.....	883,000	883,000	56,000	957,000	27,000	955,000	39,992	4,000	39,131	938,000
Sugar.....	23,000	3,000	395,000	7,900	414,000	3,000	126,323	850,000	495,892	6,000
Tobacco, manufactured.....	404,000	698,000	352,000	718,000	413,000	783,000	498,000	177,000	495,892	901,000
Wood and manufactures of.....	2,155,000	2,048,000	2,119,000	413,000	2,224,000	2,100,000	1,736,084	1,600,000	1,754,238	573,000
Wool, raw.....	27,000	138,000	37,000	200,000	29,000	153,000	18,461	64,000	19,670	1,413,000
" manufactures.....										87,000
Total value of principal and other articles exported.....		358,629,600		390,916,000		363,512,000		416,863,000		616,943,000

EGYPT.

VALUE of the Total Imports for Consumption and Exports of Domestic Produce (Merchandise only) from and to each Principal Country during the Years ended December 31, 1904 to 1908, inclusive.

NOTE:—£ Egyptian = \$4.94.

1904.	IMPORTS.					EXPORTS.				
	£ Egyptian.	1905.	1906.	1907.	1908.	1904.	1905.	1906.	1907.	1908.
7,229,100	7,149,428	8,036,143	8,705,917	8,543,941	10,985,479	19,638,066	13,418,499	15,237,421	11,156,822	11,156,822
281,227	487,685	609,604	572,704	538,677	685,884	1,257,848	1,532,180	2,101,785	1,154,832	1,154,832
1,458,524	1,492,566	1,718,813	2,059,423	1,632,273	368,875	991,177	1,230,584	1,315,397	1,030,072	1,030,072
748,085	828,111	1,229,698	1,027,560	725,747	291,353	111,743	165,781	90,251	81,820	81,820
969,011	892,740	970,648	1,086,827	993,414	217,600	266,870	103,987	122,165	149,666	149,666
303,982	389,700	281,035	251,642	437,217	224,399	222,944	226,123	365,421	336,265	336,265
1,919,655	2,322,257	2,783,281	3,227,669	2,980,487	1,621,542	1,702,848	2,153,087	2,949,000	1,687,424	1,687,424
1,020,269	918,612	1,307,675	1,392,381	1,118,997	1,803,525	1,757,350	2,035,054	2,252,954	1,848,932	1,848,932
263,165	281,061	321,973	342,328	378,639	47,409	12,837	16,452	24,729	17,130	17,130
1,168,120	1,133,562	1,210,221	1,361,445	1,187,780	960,627	629,096	771,757	791,044	794,070	794,070
49,202	52,908	39,457	48,486	17,330	Morocco
46,619	85,351	75,032	76,145	68,612	Persia
172,495	213,361	246,929	255,979	533,626	Romania
730,044	711,349	527,944	676,868	374,014	Russia
.....	Spain	1,340,630	1,043,696	1,399,054	1,599,580	1,377,577
.....	Sweden	569,077	397,101	448,725	499,470	416,075
410,357	516,560	457,135	603,821	500,634	Switzerland	769,040	769,040	748,529	985,205	717,715
130,720	165,220	150,594	208,876	127,040	Turkey	394,012	419,827	335,927	337,410	385,695
2,814,059	3,078,382	3,041,237	2,973,108	3,192,976	Other Countries	126,834	160,472	211,361	241,468	231,896
732,959	845,158	981,251	1,249,787	1,099,181	Totals	20,811,040	20,360,285	24,877,000	28,013,000	21,316,000
20,560,000	21,564,000	24,011,000	26,121,000	25,100,000

(a) Including British Possessions in the Mediterranean.

SESSIONAL PAPER No. 10f

EGYPT.

TOTAL Quantities and Values of the Principal Articles Imported for Consumption (Merchandise only) during the Years ended December 31, 1904 to 1908, inclusive.

NOTE:—£ Egyptian = \$4.94. Kilog = 2.204 lbs. Hectol = 21.99 galls. Metre = 39.37 inches.

ARTICLES.	1904.		1905.		1906.		1907.		1908.	
	Quantity.	Value.	Quantity.	Value.	Quantity.	Value.	Quantity.	Value.	Quantity.	Value.
Butter, fresh and salted Kilogs.	1,418,359	96,276	1,391,115	103,129	1,312,082	101,358	1,397,131	130,175	1,317,403	112,511
Cheese " "	3,853,603	133,866	4,314,470	156,896	4,565,367	172,760	3,923,963	139,523	4,115,311	174,273
Clothing, ready-made " "		292,024		325,713		353,397		233,650		278,017
Coal. Tons (a)	1,179,272	916,380	1,132,655	1,169,754	1,071,687	1,084,118	1,376,331	1,389,861	1,483,843	1,476,397
Coffee Kilogs.	5,891,238	212,180	6,318,870	241,299	8,316,970	334,300	6,793,258	291,739	9,591,797	313,825
Corn: Wheat. Hectols.	141,573	59,247	139,185	201,878	278,158	123,111	226,269	112,838	219,759	153,069
Cotton yarn. Kilogs.	3,761,623	254,619	2,743,691	263,100	2,506,199	198,166	2,912,471	220,179	3,021,910	228,942
Cotton thread for sewing. " "					42,607	13,009		56,982		63,491
Cotton piece goods. Metres.	24,486,752	2,962,466	23,743,823	2,999,131	23,686,381	3,109,715	33,102,394	3,168,088	36,111,811	3,276,232
Flour of wheat and maize. Kilogs.	78,833,891	627,710	121,122,087	989,465	119,737,413	1,236,200	149,630,720	1,227,086	170,673,118	1,753,270
Indigo. " "	1,043,154	175,811	791,188	136,909	867,237	143,859	819,801	133,897	781,433	117,768
Iron and steel manufactures. " "		1,123,802		1,028,414		1,568,875		1,868,180		1,163,812
Linon, manufactures of " "		126,313		124,639		139,371		131,265		128,528
hosiery, drapery, &c. " "		453,627		456,373		498,290		663,629		433,112
Machinery and locomotives " "		891,443		853,826		1,205,301		1,069,537		796,843
Petroleum. Casks.	971,445	264,696	784,319	270,178	551,846	262,479	372,920	297,000	72,173	358,913
Rice. Kilogs.	17,247,645	351,141	40,814,296	315,386	16,182,397	372,107	43,300,473	385,569	16,480,795	406,370
Sacks, empty. " "	9,462,945	178,314	11,228,449	235,591	9,740,923	211,950	9,308,485	252,836	11,282,626	290,631
Silk, thrown or in yarn. " "	292,902	213,173	185,868	127,384	137,631	132,321	251,657	172,600	243,372	173,283
Soap, common. " "	9,000,399	39,851	12,878,710	86,651	6,962,386	144,425	5,617,417	124,794	8,929,122	212,932
Tobacco, raw and man'd. " "	7,829,438	679,763	8,078,213	687,387	8,377,023	695,152	8,632,456	716,290	8,991,760	860,542
Wine. Doz. bottles	17,713	160,252	41,359	171,601	46,397	177,786	50,047	196,047	35,791	166,045
Wood, for building. " "		1,194,236		1,324,857		1,311,039		1,397,493		1,424,593
for fuel. " "	34,381	32,049	32,927	29,765	39,233	35,981	28,945	27,351	32,588	30,170
Woolen and silk manufactures (including also mixed tissues). " "		995,794		818,892		789,738		1,108,901		874,450
Total value of principal and other articles imported. " "		29,560,000		21,561,000		24,011,000		26,121,000		25,100,000

(a) English tons of 1,016 kilogrammes.

EGYPT.

TOTAL Quantities and Values of the Principal Articles of Domestic Produce Exported (Merchandise only) during the Years ended December 31, 1904 to 1908, inclusive.

NOTE.—£ Egyptian=84.94. Kilog=2.204 lbs. Cantar=99.05 lbs. Hectol=21.99 galls.

ARTICLES.	1904.		1905.		1906.		1907.		1908.	
	Quantity.	Value. £ Egyptian.	Quantity.	Value. £ Egyptian.	Quantity.	Value. £ Egyptian.	Quantity.	Value. £ Egyptian.	Quantity.	Value. £ Egyptian.
Beans.....	759,433	253,204	448,559	159,842	23,689	11,462	41,249	19,645	19,553	9,783
Corn: Wheat.....	52,254	22,048	49,908	24,106	46,257	23,165	49,207	23,524	44,689	27,048
Maize.....	27,726	8,136	10,031	3,454	7,500	3,022	32,605	11,861	19,455	7,872
Cotton.....	5,912,953	16,702,722	6,527,082	15,806,440	6,696,567	20,528,002	6,859,220	23,597,844	6,348,489	17,091,663
Cotton-seed.....	5,794,630	1,520,145	6,839,460	1,714,011	7,312,397	2,180,632	7,818,699	2,555,067	7,408,475	2,470,996
Hides and skins, untanned.....	3,103,188	105,665	2,002,628	103,782	2,607,424	154,821	2,242,565	126,630	2,282,162	2,115,469
" tanned.....	282,657	19,430	290,289	23,914	268,651	20,728	214,241	16,534	234,405	18,719
Oilcake.....	72,935	224,296	67,114	214,764	74,454	238,293	66,015	211,251	67,426	215,765
Onions.....	79,267	295,264	112,384	393,349	80,597	217,030	64,999	162,555	79,574	198,962
".....	1,722	4,026	1,737	4,084	2,270	5,431	1,434	3,093	1,571	3,285
Rags.....	22,961,000	238,557	30,756,000	399,996	4,760,840	43,199	4,176,658	37,071	3,918,575	50,016
Sugar (from the cane).....	620,476	494,964	702,813	574,372	590,047	465,863	491,894	393,509	456,258	364,997
Tobacco: Cigarettes.....	1,347,724	91,232	1,728,056	129,369	2,144,483	120,314	1,857,233	103,976	1,193,056	53,646
Wool, raw.....										
Total value of principal and other articles exported.....		20,811,040		20,360,283		24,877,000		28,013,000		21,316,000

SESSIONAL PAPER No. 10F

FRANCE

VALUE of the Total Imports for Consumption and Exports of Domestic Produce (Merchandise only) from and to each Principal Country during the Years ended December 31, 1904 to 1905, inclusive.

NOTE:—Franc=19·3 cents.

		IMPORTS.					EXPORTS.				
		1905.	1906.	1907.	1908.	COUNTRIES.					
1904.	1905.	1906.	1907.	1908.	1904.	1905.	1906.	1907.	1908.		
Frances.	Frances.	Frances.	Frances.	Frances.	Frances.	Frances.	Frances.	Frances.	Frances.	Frances.	Frances.
523,500,000	592,500,000	756,500,000	883,200,000	792,900,000	1,213,900,000	1,256,200,000	1,294,200,000	1,368,800,000	1,179,600,000		
233,800,000	216,300,000	243,700,000	290,600,000	273,100,000	314,900,000	329,800,000	355,400,000	392,700,000	399,000,000		
252,100,000	259,700,000	281,800,000	287,300,000	257,800,000	73,300,000	87,700,000	114,000,000	110,800,000	111,600,000		
83,200,000	108,300,000	150,000,000	179,000,000	128,200,000	8,300,000	7,800,000	7,800,000	8,100,000	7,900,000		
68,200,000	72,300,000	76,700,000	81,700,000	70,300,000	37,100,000	30,000,000	36,700,000	45,600,000	42,400,000		
306,400,000	312,300,000	377,000,000	426,500,000	409,500,000	677,700,000	763,700,000	803,600,000	860,900,000	804,200,000		
83,800,000	105,200,000	124,500,000	110,300,000	114,500,000	40,500,000	12,800,000	54,600,000	63,800,000	48,100,000		
4,684,000	6,391,000	7,310,000	6,334,000	8,006,000	British Colonies in America:						
14,710,000	14,569,000	15,330,000	14,456,000	14,194,000	Canada	5,315,000	9,110,000	13,381,000	11,946,000		
232,300,000	245,800,000	300,800,000	360,000,000	263,400,000	Other	3,485,000	1,490,000	1,213,000	697,000		
16,700,000	15,400,000	21,100,000	22,300,000	20,800,000	British India	25,900,000	21,300,000	25,800,000	18,000,000		
300,000	200,000	400,000	400,000	200,000	British Possessions in Africa	6,000,000	9,200,000	7,600,000	7,300,000		
5,800,000	7,000,000	7,000,000	11,600,000	4,000,000	B. Possessions in Mediterranean	3,200,000	4,300,000	4,100,000	3,700,000		
62,800,000	76,600,000	85,600,000	83,200,000	103,400,000	Bulgaria	3,000,000	2,100,000	2,300,000	4,100,000		
178,400,000	162,700,000	178,300,000	212,200,000	138,000,000	China	14,300,000	23,900,000	28,700,000	31,200,000		
7,500,000	5,700,000	5,800,000	6,800,000	4,400,000	Colombia	7,900,000	14,200,000	19,700,000	9,700,000		
3,400,000	5,500,000	5,600,000	3,443,000	7,041,000	Congo—French	21,200,000	14,000,000	15,700,000	13,700,000		
1,700,000	2,000,000	2,500,000	4,300,000	5,483,000	Cuba	3,000,000	8,500,000	5,135,000	2,693,000		
53,100,000	51,900,000	66,900,000	70,200,000	53,300,000	Denmark	16,100,000	15,100,000	20,200,000	20,400,000		
47,300,000	51,900,000	59,300,000	60,000,000	82,300,000	French Indo China	36,900,000	44,600,000	62,200,000	52,600,000		
21,300,000	21,700,000	22,500,000	22,500,000	24,100,000	Free Zones	73,600,000	60,700,000	81,300,000	70,100,000		
2,500,000	2,700,000	3,900,000	4,600,000	8,200,000	French Guiana	40,200,000	42,400,000	54,000,000	55,500,000		
11,500,000	13,200,000	14,800,000	15,600,000	16,300,000	Guadeloupe	11,500,000	9,000,000	10,300,000	9,000,000		
428,800,000	477,200,000	583,400,000	638,200,000	607,500,000	Germany	8,300,000	9,200,000	9,600,000	9,900,000		
17,100,000	9,000,000	9,000,000	9,600,000	8,100,000	Greece	555,300,000	628,800,000	619,700,000	617,100,000		
21,500,000	21,600,000	28,200,000	28,000,000	26,374,000	Havre	12,600,000	15,500,000	13,200,000	11,300,000		
63,800,000	61,400,000	74,700,000	118,400,000	100,200,000	Holland	5,400,000	6,100,000	5,700,000	4,651,000		
151,300,000	153,900,000	181,400,000	191,400,000	161,800,000	Italy	50,100,000	52,700,000	58,500,000	56,000,000		
82,500,000	43,600,000	79,800,000	87,500,000	58,700,000	Japan	190,100,000	212,500,000	264,000,000	242,100,000		
5,553,000	7,384,000	10,808,000	8,488,000	6,461,000	Madagascar	2,000,000	3,200,000	6,300,000	7,100,000		
						23,481,000	30,680,000	26,711,000	22,924,000		

FRANCE.

Total Quantities and Values of the Principal Articles Imported for Consumption (Merchandise only) during the Years ended December 31, 1904 to 1908, inclusive.

Note: Franc = 19 3 cents. Kilogr = 2.20 lbs. Hectolitre = 21.99 galls.

ARTICLES.	1904.		1905.		1906.		1907.		1908.	
	Quantity.	Value.	Quantity.	Value.	Quantity.	Value.	Quantity.	Value.	Quantity.	Value.
Animals										
Cattle..... No.	23,544	5,865,297	27,684	7,435,884	21,069	4,846,426	31,891	5,654,526	69,369	12,935,070
Horses..... "	16,950	11,339,650	17,444	14,351,135	14,529	9,666,250	11,211	7,244,360	12,367	7,653,730
Sheep..... "	1,161,875	30,107,320	953,724	21,488,644	1,045,245	25,602,287	1,184,414	31,121,919	1,372,760	36,810,145
Swine..... "	6,570	284,650	9,263	704,211	10,507	996,192	4,301,116	41,742,280	262,506	27,139,932
Arms, powder and ammunition.										
Beer..... Kilogs.	18,693,212	1,760,465	17,931,741	4,790,336	17,914,657	3,117,713	10,590,899	16,255,582	9,954,773	
Butter..... Kilogs.	4,566,508	6,543,324	4,566,157	6,276,119	6,280,630	6,280,630	5,712,769	5,520,868	5,520,868	
" margarine..... "	36,385	32,383	51,624	60,083	51,723,228	15,963,516	6,634,926	19,885,175	5,613,000	
Camphor..... "	623,636	3,713,217	637,022	3,340,886	65,653	72,229	39,777	30,700	24,905	
Carriages..... Kilogs.	18,453,652	33,358,882	19,619,766	36,460,798	776,633	6,116,654	929,143	8,367,290	157,597	
Cheese..... Kilogs.					20,759,462	20,759,462	20,927,715	19,724,072	34,000,171	
Chemical products:					30,282,376	40,435,828	20,927,715	15,420,112	22,681,700	
Chemical fertilizers..... "	65,899,181	4,013,327	76,390,390	4,581,622	94,280,465	5,656,922	96,804,540	5,808,272	111,967,115	
Derived from tar and oils..... "	29,679,574	8,704,730	25,610,365	9,724,012	30,276,910	13,115,187	32,252,888	13,587,792	39,294,939	
Nitrate of soda..... "	196,269,156	15,128,106	242,628,453	55,894,514	244,190,449	68,373,110	246,920,125	69,137,635	299,389,854	
Salts of ammonia..... "	12,179,649	4,507,029	10,433,108	3,935,714	18,011,387	6,089,603	27,689,125	8,601,510	29,960,078	
Sulphate of copper..... "	25,747,606	13,131,279	19,582,035	12,758,323	13,931,152	11,284,233	9,290,836	6,968,127	15,965,966	
Superphosphate of lime..... "	71,177,498	3,538,875	29,453,385	1,457,669	42,877,368	3,430,265	66,287,959	3,363,657	118,213,833	
Other..... Kilogs.					46,061,637	49,774,483	53,438,213	53,348,213	56,382,956	
Coal tar..... Kilogs.	174,112,120	8,337,681	177,409,700	8,426,958	217,437,200	9,132,363	223,829,100	8,953,164	245,876,300	
Coal and coke..... Kilogs.	130,693,305	224,521,376	125,388,072	217,896,926	174,133,229	361,222,655	177,396,037	429,103,628	175,614,846	
Cocoa, raw..... Kilogs.	21,794,382	37,486,569	21,738,340	37,389,945	23,462,755	40,486,706	23,480,414	40,737,529	20,432,132	
Coffee, raw..... Kilogs.	76,290,170	77,815,973	90,985,491	94,624,911	97,843,065	101,596,788	101,570,992	103,602,113	104,368,349	
Colours and paints..... Kilogs.					6,769,350	7,040,873	7,581,390	7,817,390	7,511,619	
Cotton: Raw..... Kilogs.	269,816,147	328,378,045	239,517,146	311,358,967	243,815,360	358,854,811	272,791,100	106,685,619	280,625,200	
Yarn..... Kilogs.					4,324,263	14,825,737	67,151,475	246,118,648	17,412,092	
Manufactures..... Kilogs.					55,255,979	63,680,315	67,151,475	67,151,475	58,609,296	
Dyes, prepared..... Kilogs.					10,081,541	12,502,256	11,008,521	11,008,521	8,867,504	
Earthenware..... Kilogs.					24,399,296	26,006,228	31,477,917	31,477,917	34,608,746	
Eggs..... Kilogs.	16,385,311	21,250,265	16,769,524	21,386,591	18,169,368	28,162,427	24,073,913	37,553,351	20,148,900	

FRANCE.

Total Quantities and Values of the Principal Articles Imported for Consumption (Merchandise only), &c.—Continued.

ARTICLES.	1904.		1905.		1906.		1907.		1908.	
	Quantity.	Value.	Quantity.	Value.	Quantity.	Value.	Quantity.	Value.	Quantity.	Value.
Esparto and basket-makers wares, manufactures of :		Francs.		Francs.		Francs.		Francs.		Francs.
Hats		6,951,845		8,992,637		12,283,601		12,189,694		10,662,243
Other		15,842,407		16,850,047		16,135,808		9,681,776		10,310,432
Feathers		47,140,175		53,991,967		61,053,760		64,122,042		78,895,769
Fish		54,201,209		55,588,391		60,471,744		67,629,059		70,471,416
Flax, Hemp, Jute and Ramie :										
Raw—Flax	53,025,799	55,126,014	91,036,761	80,448,315	93,669,500	87,363,064	91,437,100	82,887,588	105,461,400	79,252,134
Hemp	23,152,293	17,320,170	19,851,647	15,216,986	23,890,400	18,714,057	34,065,500	27,436,102	28,013,300	21,022,050
Jute	87,163,972	43,607,403	86,933,129	52,159,885	97,365,800	68,164,260	115,902,000	69,541,537	92,346,400	46,178,325
Ramie	1,426,721	1,239,820	1,060,011	906,178	1,633,800	1,424,770	1,536,700	1,267,472	1,733,600	1,127,155
Yarns		5,475,741		5,886,077		6,254,530		6,119,257		3,403,195
Manufactures		9,233,315		8,617,417		9,031,056		9,252,319		8,142,208
Fruits, fresh and preserved, Kilogs.	174,095,619	44,477,286	152,934,357	36,075,983	162,743,494	38,653,265	185,853,600	42,161,581	183,579,700	39,312,999
Fruits and seeds, oleaginous "	780,744,435	209,723,852	681,912,067	192,592,595	693,674,200	231,209,741	823,957,400	272,793,109	771,302,800	253,689,209
Glass and glassware		17,128,359		17,259,317		19,371,004		22,084,665		23,774,517
Grain :										
Barley	95,927,200	13,513,596	113,228,600	19,462,787	113,909,600	17,763,438	164,328,900	27,102,623	81,915,400	14,362,087
Peas	35,502,364	5,840,378	28,872,826	5,918,929	30,531,000	6,487,835	33,008,600	7,393,892	27,697,300	6,370,379
Corn	257,090,400	36,642,963	282,413,200	45,186,468	368,270,400	57,082,420	427,057,100	70,566,968	244,352,600	41,888,665
Oats	77,431,300	10,876,211	285,325,000	44,203,303	469,350,800	78,355,149	227,986,400	37,864,426	114,033,800	19,511,485
Peas, chick	28,783,456	8,039,368	29,356,834	8,366,698	21,039,500	3,680,665	27,392,100	7,725,788	13,655,100	3,755,153
Wheat	206,310,700	42,447,759	182,707,300	37,841,636	307,220,900	62,457,971	357,374,200	81,419,652	74,908,500	18,072,201
Other grains	710,300	102,042	352,800	55,566	12,578,200	1,950,696	10,406,100	1,672,463	31,000	5,228
Grain products :										
Bean	164,696,077	18,940,049	236,589,176	29,573,647	215,290,400	24,758,396	209,225,000	25,107,000	148,736,900	19,187,060
Flour of wheat	20,639,100	6,539,929	12,522,500	4,366,090	8,763,500	3,067,067	17,355,900	6,237,925	7,274,500	2,688,153
Other flour	764,100	154,959	440,200	101,230	821,000	198,789	972,000	246,581	459,800	117,977
Guano and animal manures	110,297,799	8,503,055	122,220,967	9,813,984	147,230,565	11,061,528	66,296,100	7,248,090	59,251,900	6,220,773
Gums	5,837,785	7,284,038	5,280,020	6,588,164	5,161,658	6,429,178	5,976,800	7,456,535	6,510,300	7,795,610
Gutta percha : Crude	6,627,458	72,902,038	8,932,605	98,258,655	10,456,758	120,252,717	10,936,980	109,369,800	10,923,278	115,207,697
Manfis		20,120,775		22,102,086		28,712,993		31,617,377		29,969,358
Hair of all kinds	3,867,035	13,966,635	3,863,252	14,767,859	3,792,690	14,626,781	3,697,964	13,984,333	3,600,881	12,985,779

FRANCE.

TOTAL Quantities and Values of the Principal Articles of Domestic Produce Exported (Merchandise only) during the Years ended December 31, 1904 to 1908, inclusive.

NOTE:—Franc = 19.3 cents. Kilog. = 2.204 lbs. Litre = 21.99 galls. Hectolitre = 21.99 galls.

ARTICLES.	1901.		1905.		1906.		1907.		1908.	
	Quantity.	Value.	Quantity.	Value.	Quantity.	Value.	Quantity.	Value.	Quantity.	Value.
Animals—										
Cattle.....	48,286	13,243,000	45,826	11,680,000	79,888	18,704,000	52,293	13,307,125	56,768	13,335,841
Horses.....	18,970	19,840,000	21,140	22,979,000	28,314	28,702,000	30,213	29,487,900	25,662	26,085,560
Sheep.....	18,765	463,000	21,696	500,000	34,268	782,000	32,914	872,793	36,771	958,578
Swine.....	71,662	7,053,000	57,635	3,986,000	59,367	4,970,000	27,859	2,418,536	27,812	2,302,204
Animal substances, r a w, used in medicines or per- fumery.....		3,798,246		2,131,671		2,739,327		2,086,832		2,190,904
Apparel.....		121,476,000		145,178,000		140,929,000		150,378,000		122,975,430
Arms, powder and ammunition.....		15,383,751		22,633,333		36,638,086		25,017,331		22,140,073
Beer.....	11,831,993	4,752,797	10,246,010	4,098,404	10,291,822	4,116,729	10,321,902	4,128,761	10,347,600	4,139,040
Brandy and other spirits.....	28,023,400	36,035,000	30,652,100	45,898,000	30,549,400	41,241,000	32,078,000	46,127,365	27,966,000	43,134,577
Brushmakers' wares.....	1,298,478	6,817,000	1,267,000	6,454,932	1,328,675	6,870,544	1,374,065	7,213,841	1,296,987	6,809,182
Butter.....	22,608,931	62,192,000	22,580,553	62,946,000	17,829,508	53,972,000	15,716,313	45,095,939	19,936,000	58,430,610
" " margarine.....	4,943,136	4,399,000	5,983,265	6,527,000	6,368,930	7,006,000	4,801,569	5,285,025	5,844,700	6,136,935
Buttons.....	1,023,093	8,184,744	1,160,614	9,284,912	1,220,401	10,739,329	1,137,527	10,010,238	953,046	8,413,205
Candles.....	3,930,571	4,323,628	3,347,463	3,849,582	3,622,254	5,071,156	3,475,686	5,213,529	3,133,300	4,292,621
Carriages—Automobiles.....	7,103,451	71,034,510	10,052,106	100,521,060	13,785,444	137,854,440	14,435,161	144,351,610	12,723,873	127,298,730
Other.....	67,340,787	13,630,048	70,140,292	13,993,969	93,979,799	18,696,900	93,142,990	18,525,010	97,663,100	19,435,150
Casks, empty.....	2,393,683	9,077,891	2,709,459	8,941,214	3,094,019	10,752,687	3,666,247	12,831,863	3,421,309	11,974,682
Cement.....	9,394,372	15,501,044	10,639,803	17,562,655	10,063,364	20,011,128	11,604,353	23,790,184	11,003,800	20,318,150
Cheese.....		8,298,576		11,297,574		12,908,832		13,905,601		14,822,918
Chemical products—		10,391,808		4,600,318		7,332,988		7,788,702		4,937,900
Cream tartar.....		8,886,596		9,855,925		11,112,807		11,774,500		13,268,600
Extracts for tanning.....		7,056,306		7,274,655		5,628,274		7,092,808		6,486,220
Glycerine.....		43,596,463		5,218,407		6,054,347		6,738,168		62,125,000
Salts of soda.....		9,446,179		189,626,358		11,377,581		17,834,592		8,076,253
Superphosphate of lime.....		4,372,110		7,313,506		9,138,614		10,349,437		6,602,500
Tartar, crude.....		8,896,450		20,029,641		32,337,617		34,178,674		9,223,442
Clocks and parts of.....		13,652,605		16,888,605		14,369,934		13,658,187		29,893,666
Coal, coke, &c.....		21,762,733		32,337,617		32,337,617		34,178,674		29,893,666

FRANCE.
 Total Quantities and Values of the Principal Articles of Domestic Produce Exported (Merchandise only), &c. *Continued.*

ARTICLES.	1904		1905		1906		1907		1908	
	Quantity.	Value.	Quantity.	Value.	Quantity.	Value.	Quantity.	Value.	Quantity.	Value.
<i>Metals—Copper—Copper Com.</i>		Frames.		Frames.		Frames.		Frames.		Frames.
Old and scrap..... Kilogs	1,175,700	1,175,725	2,359,100	2,595,071	1,755,100	7,370,870	5,522,400	5,811,060	1,731,100	2,077,320
Pigs bars, &c.....	5,368,300	7,891,552	5,618,500	11,302,150	6,130,400	13,186,880	1,896,700	10,283,070	5,288,600	8,088,072
Hammered, rolled and drawn.....	2,668,300	5,069,846	2,174,400	4,071,086	2,354,200	7,385,500	2,806,100	7,222,572	3,672,900	6,978,510
Wire.....	8,133,200	16,266,400	8,724,300	17,884,062	8,219,900	19,790,760	7,273,800	17,157,120	8,717,900	16,128,115
Iron and steel		28,686,688		51,059,122		55,651,694		37,657,189		31,437,473
Ore..... 100kilogs.	12,187,735	9,750,186	13,555,909	10,844,727	17,589,531	14,951,190	21,472,653	17,178,122	23,838,776	16,687,143
Bars, angle and T.....	424,370	1,892,657	322,167	4,226,177	291,852	3,014,651	330,219	5,918,598	334,136	5,700,778
Pig.....	3,058,564	13,568,327	2,196,962	16,306,633	1,470,301	13,171,132	2,565,225	21,992,477	1,788,642	14,524,889
Rails.....	572,597	7,413,761	551,859	7,174,163	638,263	10,850,171	695,597	11,823,619	763,049	11,415,735
Steel ingots, blooms, billets.....	1,476,575	13,289,180	2,042,236	22,464,816	1,336,239	20,013,885	1,799,163	26,987,445	2,263,659	31,691,100
Structural, bridge, &c Kilogs	34,281,933	12,741,766	35,811,273	20,787,824	36,850,012	15,928,475	43,528,715	18,336,991	39,166,300	15,742,454
Cutlery.....	616,730	5,181,530	663,542	5,969,559	792,337	6,806,613	873,682	7,827,036	663,561	5,872,047
Platinum, crude, bars, &c.....		2,414,029		1,269,519		4,062,619		2,831,750		1,311,240
Tin and manufactures of		9,050,371		9,187,974		9,017,948		7,778,259		7,416,840
Zinc—Ore..... 100kilogs.	576,985	14,424,622	722,236	23,833,794	672,580	23,540,390	543,164	16,294,920	577,589	15,017,314
Bars, slabs, &c..... Kilogs.	8,390,771	4,824,693	9,188,232	5,972,359	11,194,923	7,612,548	10,577,614	6,346,568	8,739,500	4,457,145
Rolled.....	9,272,335	6,076,513	6,821,738	5,457,407	8,413,684	6,983,358	11,086,349	8,314,762	11,353,100	7,493,046
Meters, electric, gas, water.....	587,508	6,168,834	725,187	7,617,614	638,176	8,032,474	686,643	7,896,395	693,240	9,012,120
Millinery.....		98,125,754		82,254,734		89,021,099		113,096,859		111,112,069
Musical instruments		9,249,059		9,559,000		9,110,780		10,045,974		8,631,429
Oils, vegetable.....		27,413,469		31,633,305		38,666,169		42,961,979		40,323,469
volatile and essences.....		18,294,305		17,193,355		18,896,715		19,639,565		21,934,840
Optical instruments..... Kilogs.	415,061	6,225,915	516,549	7,748,235	576,100	8,611,500	555,244	8,328,650	614,423	9,216,345
Paper and infus. of.....		65,202,262		74,191,690		77,978,115		83,155,086		81,779,177
Peatrics: Raw..... Kilogs.	3,918,799	9,249,244	3,354,706	11,910,495	3,478,700	12,518,152	2,834,800	9,271,405	2,391,500	7,683,390
Prepared.....	761,447	15,483,126	917,305	23,686,937	893,156	21,434,183	783,718	19,148,781	718,713	20,926,999
Perfumery.....		3,454,470		3,314,883		3,691,620		4,218,774		3,903,000
Soap, perfumed.....	1,151,490		1,104,961		1,280,510		1,406,258		1,301,000	

SESSIONAL PAPER No. 10f

Other perfumery.....	13,813,075	11,492,111	15,518,373	17,036,889	14,685,420
Potatoes..... Kilogs.	306,649,365	253,843,615	281,200,980	231,301,400	293,206,800	43,394,006
Peas..... "	82,582,729	59,489,431	61,500,856	91,001,200	70,516,400	32,937,212
Seed grain (including jar-						
osse, a kind of pea).....	13,403,024	11,704,092	13,766,750	12,250,500	13,370,800	16,713,500
Slips.....	5,303,410	13,096,522	13,350,094	11,273,720	19,286,212
Silk : Raw, waste, cocoons, Kilogs.	7,631,294	7,519,313	172,336,381	7,661,226	197,348,984	133,911,177
Manufactures.....	296,908,201	275,007,339	307,753,297	353,580,965	272,523,001
Small wares..... Kilogs.	1,283,673	1,372,336	31,806,385	1,579,511	55,915,064	50,494,635
Suap, other than perfumed.....	27,169,832	13,719,295	27,836,853	26,492,488	14,570,808	16,180,060
Stamps, building, rough, 100 Kilogs.	3,340,649	4,134,593	1,482,131	1,617,493	4,203,487	3,340,663
Stones, building, rough, 100 Kilogs.	1,284,865	1,501,071	29,258,218	170,313,066	42,855,608	26,065,330
Sugar : Raw..... Kilogs.	140,817,228	44,696,965	121,740,140	161,095,975	50,670,522	153,180,100
Other..... "	148,091,900	56,946,681	158,913,722	53,393,831
Syrup, lombons and can-						
died fruits..... "	3,901,665	4,110,604	6,576,967	4,570,475	8,318,253	6,770,240
Tallow, lard, &c..... "	35,104,657	21,228,702	31,338,641	26,170,129	20,867,501	22,429,461
Tobacco.....	2,870,007	3,102,299	6,217,039	6,128,371	6,272,227
Tobacco pipes of wood..... Kilogs.	12,688,397	7,291,342	12,349,960	952,215	22,853,160	21,851,075
Tools.....	7,415,365	7,397,352	8,040,597	8,519,511	10,773,120
Turpentine, essence of..... Kilogs.	4,432,236	10,382,530	11,657,225	8,291,100	7,876,545	4,541,748
Toys, games, &c..... "	87,511,437	90,558,390	87,398,949	10,885,875	93,126,778	8,078,793
Vegetables : Fresh..... "	13,699,073	52,701,187	11,021,781	50,708,200	13,199,732	17,878,350
Vegetables : Preserved..... "	9,965,071	13,765,337	13,899,670	11,522,500	13,867,680	13,205,100
Vegetable substances of a medi-						
cal character.....	11,958,623	11,443,193	13,106,124	17,701,467	11,277,745
Watches.....	3,312,081	2,787,817	4,177,685	3,848,881	2,509,361
Wines.....	210,137,000	217,608,210	196,876,945	2,786,427	228,024,825	196,788,870
Wools.....	1,759,713	1,601,211	1,913,785	2,659,800	1,453,500
Wood : Exotic and boxwood						
Common.....	53,924,319	53,006,319	58,367,830	67,692,667	62,320,379
Wool : Raw, including						
combed and waste, Kilogs.	260,454,000	250,150,963	273,019,829	78,409,863	266,242,411	228,548,773
Yarn.....	30,882,000	41,471,018	53,339,880	70,149,131	47,628,478
Manufactures.....	211,699,972	193,433,862	223,960,230	245,503,302	196,103,161
Total value of principal and other						
articles of domestic produce ex-	4,451,000,000	4,866,900,000	5,265,500,000	5,596,100,000	5,650,731,000	5,650,731,000
ported (merchandise only)						
Value of total exports.....	5,711,500,000	6,302,300,000	6,828,500,000	7,256,100,000	7,256,100,000	6,620,313,000

GERMANY (Wirtschaftsgebiet.—See Foot Note).

VALUE of the Total Imports for Consumption and Exports of Domestic Produce (Merchandise only) from and to each Principal Country during the Years ended December 31, 1904 to 1908, inclusive.

NOTE.—Mark—23.8 cents

IMPORTS.			COUNTRIES.					EXPORTS.		
1904.	1905.	1906.	1907.	1908.	1904.	1905.	1906.	1907.	1908.	
Marks.	Marks.	Marks.	Marks.	Marks.	Marks.	Marks.	Marks.	Marks.	Marks.	
614,907,000	718,357,000	824,352,000	976,600,000	686,934,000	United Kingdom.....	1,012,435,000	1,067,239,000	1,460,400,000	997,445,000	
10,329,000	13,271,000	14,190,000	13,200,000	10,100,000	Africa East, not German.....	7,017,000	6,830,000	7,100,000	6,800,000	
6,601,000	11,077,000	11,601,000	15,100,000	16,400,000	" West, and South West, German.....	24,954,000	29,486,000	26,600,000	23,100,000	
78,822,000	78,317,000	88,633,000	110,700,000	97,300,000	" Other.....	12,870,000	18,587,000	21,200,000	27,800,000	
13,522,000	13,929,000	17,338,000	23,700,000	21,600,000	Algeria and Tunis.....	2,076,000	2,069,000	2,700,000	4,600,000	
336,490,000	369,162,000	372,235,000	442,500,000	445,973,000	Argentine Republic.....	131,452,000	170,181,000	179,200,000	146,979,000	
702,983,000	752,015,000	809,778,000	812,300,000	751,397,000	Austria-Hungary.....	580,186,000	649,338,000	716,600,000	736,790,000	
128,340,000	156,415,000	175,317,000	228,002,000	185,869,000	Australasia:—	16,052,000	58,335,000	61,096,000	57,984,000	
1,029,000	1,534,000	1,772,000	1,921,000	1,568,000	Australia.....	4,839,000	1,624,000	5,340,000	3,911,000	
2,041,000	2,160,000	2,499,000	3,477,000	2,877,000	New Zealand.....	277,357,000	312,483,000	342,900,000	322,820,000	
231,040,000	273,327,000	291,144,000	296,700,000	262,100,000	Other British.....	3,953,000	4,775,000	5,876,000	6,447,000	
8,519,000	15,284,000	23,301,000	21,500,000	15,700,000	Bolivia.....	56,589,000	71,690,000	104,100,000	84,447,000	
136,204,000	171,914,000	188,053,000	196,000,000	198,606,000	Brazil.....	95,869,000	98,636,000	118,300,000	105,600,000	
327,760,000	311,145,000	337,658,000	416,000,000	342,200,000	British East Indies.....	23,161,000	21,466,000	29,600,000	29,302,000	
9,129,000	9,779,000	9,423,000	9,800,000	7,076,000	" North America.....	26,510,000	34,318,000	28,300,000	32,000,000	
27,800,000	35,977,000	35,922,000	45,900,000	43,803,000	" South Africa.....	1,845,000	2,234,000	2,400,000	2,200,000	
7,869,000	7,706,000	11,977,000	15,300,000	15,200,000	" West Indies.....	11,627,000	17,015,000	14,400,000	16,291,000	
13,682,000	13,233,000	13,333,000	15,100,000	6,291,000	Bulgaria**.....	7,039,000	7,792,000	9,000,000	7,500,000	
27,954,000	32,105,000	34,039,000	34,100,000	31,300,000	Central America.....	44,668,000	53,335,000	84,700,000	52,443,000	
112,343,000	132,337,000	145,036,000	143,900,000	133,649,000	Chile.....	67,599,000	78,439,000	74,600,000	58,590,000	
34,570,000	35,480,000	37,914,000	57,100,000	70,900,000	China, Hong Kong and Macao.....	10,419,000	8,029,000	10,500,000	9,700,000	
8,268,000	9,790,000	10,092,000	11,200,000	10,500,000	Colombia (and Panama).....	13,592,000	18,900,000	24,000,000	20,100,000	
16,387,000	17,405,000	17,987,000	11,600,000	9,700,000	Cuba and Porto Rico.....	153,448,000	176,304,000	207,100,000	200,641,000	
94,313,000	121,740,000	128,108,000	123,000,000	120,333,000	Denmark.....	27,296,000	30,195,000	42,600,000	40,700,000	
99,339,000	118,355,000	142,425,000	187,100,000	173,200,000	Dutch East Indies.....	3,670,000	32,363,000	39,500,000	5,000,000	
11,955,000	11,603,000	10,670,000	14,000,000	10,400,000	Ecuador.....	32,726,000	30,302,000	39,340,000	30,900,000	
61,441,000	60,609,000	65,455,000	80,400,000	63,100,000	Egypt.....	382,685,000	419,100,000	419,100,000	437,903,000	
365,391,000	402,133,000	433,336,000	553,600,000	419,354,000	France.....	293,294,000	382,685,000	419,100,000	437,903,000	
11,900,000	13,652,000	17,225,000	22,200,000	18,146,000	Greece.....	8,483,000	11,093,000	11,100,000	11,952,000	

SESSIONAL PAPER No. 10F

25,774,000	28,774,000	(a) 5,486,000	11,700,000	10,000,000	Haase-Towns	68,145,000	73,469,000	(a) 14,901,000	3,800,000
8,984,000	9,518,000	11,017,000	11,700,000	10,000,000	Hayti and St. Domingo	1,678,000	2,279,000	3,072,000	3,800,000
211,676,000	245,640,000	241,297,000	227,500,000	230,775,000	Holland	409,587,000	433,121,000	443,372,000	453,708,000
186,875,000	210,512,000	241,031,000	287,400,000	285,807,000	Italy	141,272,000	163,618,000	230,929,000	302,298,000
20,721,000	20,380,000	25,878,000	23,400,000	19,000,000	Japan	57,758,000	84,464,000	88,021,000	102,400,000
15,620,000	17,682,000	18,940,000	21,000,000	19,300,000	Mexico	41,448,000	43,493,000	48,564,000	58,700,000
5,520,000	5,865,000	5,460,000	8,500,000	9,500,000	Morocco	1,444,000	1,444,000	1,817,000	1,200,000
25,524,000	23,959,000	31,882,000	31,300,000	29,133,000	Norway	67,084,000	70,105,000	72,672,000	85,600,000
8,605,000	11,271,000	14,255,000	14,800,000	12,178,000	Peru	12,160,000	13,628,000	14,692,000	17,700,000
2,258,000	2,627,000	2,940,000			Philippines, Caroline Islands, &c.	4,725,000	5,370,000	5,000,000	7,400,000
16,282,000	16,553,000	18,448,000	15,100,000	13,607,000	Portugal	24,583,000	27,815,000	32,671,000	34,800,000
63,540,000	32,301,000	117,428,000	149,800,000	73,246,000	Roumania	41,861,000	43,692,000	63,838,000	68,600,000
822,975,000	993,843,000	1,089,629,000	1,130,100,000	963,500,000	Russia (including Finland)	335,633,000	389,801,000	437,065,000	500,600,000
9,129,000	7,452,000	15,852,000	25,400,000	15,435,000	Serbia	6,688,000	5,700,000	7,961,000	13,700,000
99,198,000	116,789,000	130,716,000	139,900,000	115,018,000	Spain†	53,060,000	57,728,000	65,600,000	65,857,000
99,425,000	118,726,000	149,672,000	172,000,000	145,087,000	Sweden	26,081,000	155,894,000	176,443,000	186,600,000
172,731,000	182,648,000	216,803,000	210,800,000	177,200,000	Switzerland	319,826,000	358,963,000	373,557,000	446,400,000
43,360,000	51,489,000	53,000,000	53,200,000	47,528,000	Turkey (except Egypt)	73,267,000	71,032,000	68,530,000	81,700,000
16,758,000	17,508,000	18,715,000	22,600,000	26,096,000	Uruguay	11,112,000	21,783,000	25,636,000	33,400,000
943,002,000	991,942,000	1,236,351,000	1,319,300,000	1,282,610,000	United States	494,741,000	542,245,000	636,231,000	632,300,000
12,168,000	14,894,000	11,151,000	15,700,000	11,800,000	Venezuela	7,152,000	5,443,000	5,879,000	5,800,000
23,264,000	32,346,000	37,095,000	48,600,000	45,414,000	Other Countries	24,310,000	31,658,000	37,899,000	48,765,000
6,354,320,000	7,128,825,600	8,021,900,000	8,746,700,000	7,654,000,000	Totals	5,222,810,000	5,731,042,000	6,359,000,000	6,850,000,000

† Including British Guiana and British Honduras. * Including Eastern Roumelia. † Including Azores and Madeira. ‡ Including Canary Islands. (a) Two months, January and February, 1906, only.

NOTE.—The statistics which, prior to March 1, 1906, related to the "Zollgebiet" or Customs Union now covers the trade of an enlarged area known as the "Wirtschaftsgebiet" or Economic Union in which the Free-Ports of Hamburg, Cuxhaven, Bremerhaven and Goestemünde are included. The trade with these ports accordingly disappears from the statistics from that date.

GERMANY (Wirtschaftsgebiet, See Foot Note.)

Total Quantities and Values of the Principal Articles Imported for Consumption (Merchandise only) during the Years ended December 31, 1901 to 1908 inclusive.

Note.—Mark=25's cents. Kilog=2.204 lbs.

ARTICLES.	1904.		1905.		1906.		1907.		1908.	
	Quantity.	Value.	Quantity.	Value.	Quantity.	Value.	Quantity.	Value.	Quantity.	Value.
Animals:—Horses.....No.	110,165	90,780,000	134,732	101,300,000	153,924	110,397,000	127,639	92,787,000	119,000	81,847,000
Other.....	335,738	121,389,000	412,846	131,103,000	392,733	123,647,000	299,163	90,361,000	326,896	94,953,000
Bran.....	10,104,962	80,129,000	11,194,292	103,180,000	13,592,405	127,623,000	14,169,337	118,864,000	11,303,734	118,479,000
Cod.....	72,990,415	100,700,000	93,996,932	133,667,000	92,337,106	126,493,000	137,215,494	241,779,000	116,615,639	170,725,000
Caoutchouc and gutta percha, crude.....	171,070	109,444,000	213,930	142,294,000	233,550	148,562,000	172,809	114,266,000	166,273	93,115,000
Chemicals, drugs, dyes, etc:										
Crude:—Saltpetre.....	3,061,719	98,704,000	3,469,158	110,880,000	3,432,178	124,887,000	3,929,467	128,028,000	4,066,569	117,628,000
Resins and gums.....		41,669,000		43,698,000		50,322,000		45,624,000		44,413,000
Tanning materials.....		71,339,000		79,777,000		40,826,000		34,134,000		28,854,000
All other.....										
Prepared:—Chemical elements, bases, acids and salts 100 kilograms.	1,341,442	40,663,000	1,661,825	51,978,000	818,486	26,680,000	2,138,165	49,920,000	2,230,797	51,814,000
Other drugs, etc.....		19,886,000		21,868,000		29,123,000		43,220,000		39,922,000
Turpentine, etc.....		27,104,000		31,058,000		34,348,000		28,253,000		29,169,000
Colours and dyes.....		30,107,000		32,387,000		19,417,000		19,344,000		16,844,000
All other.....						103,871,000		31,630,000		32,619,000
Cocoa, raw.....	271,014	32,501,000	296,331	33,018,000	356,819	41,153,000	345,154	42,174,000	343,519	43,456,000
100 kilograms.....	1,800,927	162,930,000	1,801,661	170,308,000	1,865,287	170,067,000	1,896,246	162,275,000	1,927,909	167,401,000
Copper, raw and scrap.....	1,166,712	140,492,000	1,091,610	160,510,000	1,307,450	213,583,000	1,280,506	246,362,000	1,603,967	37,418,000
Cotton, raw and waste.....	3,515,638	508,111,000	4,580,229	634,072,000	4,221,773	463,575,000	5,638,147	563,485,000	4,746,582	483,727,000
“ yarn.....	212,252	63,832,000	198,138	63,271,000	222,749	82,416,000	400,967	140,101,000	239,644	87,770,000
Cotton fibres:										
Piece goods (close woven):										
Unbleached.....	35,156	12,129,000	31,839	11,910,000	38,217	14,800,000	36,958	23,269,000	39,988	15,003,000
Other sorts.....	14,579	5,778,000	16,640	6,510,000	21,829	9,731,000	23,535	11,965,000	22,909	10,395,000
Lace and embroidery.....		10,142,000		11,208,000		13,658,000		19,783,000		7,921,000
All other.....		12,582,000		13,444,000		17,821,000		9,827,000		13,382,000
Eggs.....	1,293,917	114,051,000	1,307,371	121,350,000	1,513,142	143,306,000	1,494,522	149,707,000	1,392,928	130,900,000
Flax.....	139,151	31,929,000	665,991	17,713,000	637,016	52,656,000	721,245	48,062,000	740,972	44,908,000

GERMANY (Wirtschaftsgebiet. See Foot Note.)
 Total Quantities and Values of the Principal Articles Imported for Consumption (Merchandise only) &c. *Concluded.*

ARTICLES.	1904.		1905.		1906.		1907.		1908.	
	Quantity.	Value.	Quantity.	Value.	Quantity.	Value.	Quantity.	Value.	Quantity.	Value.
Woolen yarn..... 100 kilogs.	217,497	89,691,000	210,376	93,393,000	245,864	122,655,000	260,319	138,990,000	294,492	97,478,000
Woolen mfrs.:										
Cloths and stuffs..... "	17,539	13,619,000	18,980	15,909,000	21,725	21,671,000	20,292	23,808,000	18,083	22,879,000
All other..... "		6,184,000		7,318,000						10,792,000
Total value of principal and other articles imported.....		6,354,320,000		7,128,825,000		8,021,900,000		8,746,700,000		7,664,000,000

NOTE.—The statistics which prior to the March 1, 1906, related to the "Zollgebiet" or Customs Union, now cover the trade of an enlarged area known as the "Wirtschaftsgebiet" or Economic Union, in which the Free Ports of Hamburg, Cuxhaven, Bremerhaven and Geestemünde are included. The trade with these ports accordingly disappears from the statistics from that date.

SESSIONAL PAPER No. 10f

Leather, gloves, except wares, except gloves	18,655,000	77,954	18,751,000	37,732,000	62,016	30,972,000	64,017	22,429,000
Machinery:	80,839		51,116,000	46,660,000		50,701,000		51,928,000
Locomotives	280,902	303,715	31,148,000	42,801,000	391,897	46,827,000	603,066	71,810,000
Agricultural machinery	145,719	142,724	11,175,000	12,399,000	154,451	12,399,000	196,146	16,063,000
Electrical machinery	134,914	142,724	22,836,000	172,341	31,146,000	44,783,000	305,936	45,417,000
Steam engines	240,214	246,016	18,451,000	215,322	21,262,000	21,183,000	216,305	22,910,000
Machine tools	239,076	292,177	14,345,000	432,836	53,384,000	78,737,000	583,225	77,616,000
Paper of all kinds	1,406,836	1,374,858	79,131,000	1,542,801	1,909,488	100,867,000	1,921,599	97,919,000
Potatoes	2,438,965	1,487,487	14,634,000	1,582,180	8,544,000	6,924,000	1,452,357	7,074,000
Rubber wares	132,561	160,423	63,907,000	195,587	59,867,000	56,574,000	197,423	53,698,000
Silk manufactures	51,865	51,643	145,976,000	149,412,000	87,830	215,922,000	92,034	175,986,000
Skins, dressed	29,052	35,023	80,732,000	107,520,000	38,774	106,528,000	33,309	114,070,000
Spirits of all kinds	161,564	163,133	5,063,000	9,249,000	376,514	13,133,000	227,720	8,074,000
Sugar:—Raw	3,207,040	3,219,058	63,499,000	97,600,000	5,781,673	98,004,000	8,825,569	80,719,000
Refined	4,597,355	4,205,361	115,170,000	115,203,000	6,337,245	138,514,000	4,329,362	113,446,000
Toys	95,912	101,032	128,159,000	150,672,000	101,913	129,700,000	89,667	96,734,000
Wearing apparel	60,757,000		59,368,000	69,614,000		57,915,000		60,783,000
Wooden wares, fine	103,685	108,473	26,074,000	28,928,000	128,713	43,673,000	134,390	37,371,000
Wood raw	111,957	104,044	65,732,000	63,212,000	97,051	75,333,000	108,721	66,065,000
Woolen yarn								
Woolen wares:—								
Cloths and stuffs	204,897	257,081	192,353,000	240,449	193,179,000	254,665	231,472	208,221,000
Hosiery	25,195,000		28,806,000	39,160,000		36,591,000		30,682,000
All other	32,028,000		48,917,000	27,884,000		25,430,000		19,803,000
Total value of principal and other articles exported	5,222,810,000		5,731,642,000	6,359,000,000		6,845,200,000		6,398,500,000

NOTE:—The statistics which prior to March 1, 1906, related to the "Zollgebiet" or Customs Union now cover the trade of an enlarged area, known as the "Wirtschaftsgebiet" or Economic Union, in which the Free Ports of Hamburg, Cuxhaven, Bremerhaven and Geestmünde are included. The trade with these ports accordingly disappears from the statistics from that date.

GREECE.

TOTAL Quantities and Values of the Principal Articles Imported for Consumption during the Years ended December 31, 1903 to 1907, inclusive.

NOTE:—Drachma = 19.3 cents. (Cub. metre = 35.3 cub. ft.)

ARTICLES.	1903.		1904.		1905.		1906.		1907.	
	Quantity.	Value.	Quantity.	Value.	Quantity.	Value.	Quantity.	Value.	Quantity.	Value.
Agricultural Implements.....		Drachmas.		Drachmas		Drachmas.		Drachmas.		Drachmas.
Animals:—										
Horned cattle.....	12,827	2,476,010	13,734	2,610,750	8,479	1,599,900	14,449	2,101,170	6,164	1,286,460
Horses.....	2,797	1,818,050	4,633	3,011,450	3,185	2,070,250	2,864	1,864,600	1,991	1,294,150
Sheep.....	80,635	967,800	102,301	1,230,012	106,627	1,279,524	108,111	1,297,332	85,967	1,031,604
Other.....		534,525		428,371		384,049		724,013		657,949
Butter.....	169,301	478,610	87,608	248,092	55,707	139,939	81,773	267,025	134,514	436,087
Charcoal.....	4,376,506	350,120	6,349,768	507,981	5,521,343	441,707	3,878,940	310,315	2,196,367	173,725
Cheese.....	71,064	157,512	71,366	174,888	73,345	179,284	96,527	296,245	79,167	239,950
Clothing, cotton, silk and woollen.....				129,560		128,365		182,657		178,424
Coal.....	183,557,000	7,438,000	163,052,000	6,522,000	126,846,000	5,074,000	118,647,014	4,745,880	197,859,408	7,914,376
Coffee, raw and roasted.....	1,412,000	3,106,000	1,344,000	2,938,000	1,391,000	3,061,000	1,318,688	2,769,244	1,885,640	2,909,844
Colours.....	809,176	2,631,753	725,785	2,218,929	633,792	1,670,957	719,872	1,354,429	701,222	1,878,565
Copper sulphate.....	1,203,575	601,787	910,812	453,406	1,129,341	584,671	1,474,962	1,106,221	1,703,691	1,277,318
Cordage.....	418,447	422,991	463,018	486,133	453,744	463,547	431,625	502,776	293,622	335,210
Cotton:—										
Raw.....	1,138,000	1,461,000	1,463,000	1,914,000	1,651,000	2,158,000	2,080,098	2,698,523	1,568,431	2,045,278
Thread for sewing.....		96,305		1,914,000		1,651,000		2,809,649		301,010
Yarn.....	478,000	1,016,000	599,000	256,798	109,305	289,649	113,580	1,067,572	120,657	319,741
Manufactures, except										
clothing.....	1,913,000	9,589,000	2,243,000	11,358,000	2,071,000	10,282,000	2,111,984	10,495,494	2,030,268	10,757,322
Eggs.....	2,749,456	54,989	4,318,484	86,370	4,793,763	95,874	7,541,297	226,238	8,396,931	251,907
Ferrous.....	6,180	296,645	5,336	246,305	8,597	326,265	24,524	1,107,365	29,693	1,439,185
Fish, fresh and preserved.....	4,911,000	5,038,000	4,900,000	4,993,000	5,800,000	5,667,000	5,299,671	5,845,819	6,397,912	6,841,371
Fruits:—										
Fresh.....	191,146	76,458	138,035	53,214	514,641	203,856	652,957	859,126	657,308	210,423
Other.....	102,715	321,844	231,982	502,512	222,852	617,905	182,519	516,779	180,215	544,885
Glass and earthenware.....		1,975,000		2,073,000		2,546,000		2,115,135		1,961,354
Grain and grain products:—										
Wheat.....	129,962,323	32,475,580	109,130,588	27,282,647	121,902,973	30,473,743	157,889,034	34,735,587	158,491,572	34,868,146
Other grain.....	6,400,174	1,088,029	2,665,638	453,161	11,976,711	2,036,041	17,132,416	2,912,510	18,611,651	3,163,480

GREECE.
Total Quantities and Values of the Principal Articles Imported for Consumption, &c.—*Continued.*

ARTICLES.	1903.		1904.		1905.		1906.		1907.	
	Quantity.	Value. Drachmas.	Quantity.	Value. Drachmas.	Quantity.	Value. Drachmas.	Quantity.	Value. Drachmas.	Quantity.	Value. Drachmas.
Wheat and grain products— <i>Con.</i>										
Wheat flour.....	1,511,473	604,589	1,151,814	469,725	2,010,472	804,069	7,750,196	3,100,978	4,231,348	1,632,539
Other flour.....	3,858	2,357	106,082	31,825	3,820	1,146	80,385	24,115	7,876	2,361
Hats in general.....		183,132		181,959		170,388		243,213		304,496
Hides and skins, raw, fresh or dried, salted or not....	2,011,000	3,684,000	2,182,000	4,528,000	2,146,000	3,910,000	1,965,101	3,129,170	1,979,912	3,429,127
Indigo.....	21,294	927,880	26,129	522,580	15,097	501,940	11,378	291,560	14,713	291,260
Machinery.....	1,962,870	4,664,427	1,460,395	1,735,317	1,308,550	1,536,032	2,418,522	2,461,409	2,039,066	2,861,685
Medicinal oils.....	90,643	773,356	61,228	527,352	84,965	737,341	64,498	538,082	64,655	566,741
Metals:										
Brass and bronze.....	39,587	110,842	55,597	161,821	68,727	200,863	106,635	311,191	88,436	249,962
Copper, ore, scrap, sheets, &c.....	113,384	263,875	180,121	373,917	149,529	277,591	116,650	272,343	100,632	292,789
Iron and steel in bars, plates, sheets, &c.....	5,776,167	1,963,311	7,299,820	2,343,415	7,337,143	2,330,310	6,791,802	1,939,226	9,322,193	2,392,703
Petroleum and mineral oils.....	2,653,127	1,326,565	2,014,285	1,007,143	2,389,325	1,194,662	2,553,905	1,013,562	2,160,330	867,472
Lead in pigs, bars, &c.....	829,136	408,951	541,898	352,234	733,344	515,674	581,695	378,102	672,181	566,919
Nails, screws, &c.....	627,425	813,652	718,108	933,549	759,261	987,043	662,370	861,081	677,215	880,379
Wrought iron-ware, not polished.....	147,533	1,118,982	598,147	1,493,867	533,664	1,381,160	614,688	1,611,720	650,478	1,626,495
Oil—lansced.....	219,569	371,263	194,947	292,121	291,355	392,953	219,954	323,931	177,257	263,886
Olive-kernels and all oler- gimous substances suit- able for the extraction of oil.....			10,374,536	2,074,907	11,923,926	2,984,782	7,612,105	1,528,420	10,681,112	2,136,222
Paper and mfrs. of.....		3,200,000		3,327,000		3,320,000		3,472,783		3,739,430
Perfumes.....	11,372	398,020	12,279	429,765	11,227	392,945	10,638	372,339	10,367	383,845
Potash, soda, caustic soda and saltpetre.....	2,089,000	743,000	2,807,000	875,000	2,867,000	1,041,000	3,017,065	1,016,206	2,508,488	929,165
Pulse.....	2,162,678	648,803	1,217,858	365,357	1,466,816	140,045	1,936,078	580,885	2,063,348	799,004
Quinine.....	3,940	313,200	3,352	316,160	5,660	432,800	10,676	533,800	3,352	176,100
Rice.....	1,172,891	1,877,600	1,395,322	1,977,894	4,225,525	1,901,486	4,070,639	1,831,787	4,312,911	1,940,869

GRECE.
 Total Quantities and Values of the Principal Articles of Domestic Produce Exported during the Years ended December 31, 1903, to 1907, inclusive.

NOTE:—Drachma = 1/3 cent; Livre = 1 1/4 lb.; Ounce = 2 8/16 lbs.; Quintal = 133 2/3 lbs.; Kilog = 2,204 lbs.

ARTICLES.	1903.		1904.		1905.		1906.		1907.	
	Quantity.	Value.	Quantity.	Value.	Quantity.	Value.	Quantity.	Value.	Quantity.	Value.
Animals, living.....	245,542	317,372	201,764	238,188	315,439	266,288	294,214	419,750	262,418	351,300
Cheese.....		331,481		272,387		435,842		647,270		577,319
Fruits:										
Currants (Raisins de Corinthe).....	238,260	24,773,000	224,875	28,334,000	225,101	33,540,000	250,442	42,573,232	247,289	39,558,209
Figs.....	251,000	3,009,000	299,000	3,583,000	276,000	3,309,000	253,536	3,863,040	278,588	4,178,820
Fresh fruits.....	1,231,453	246,290	681,361	136,272	525,242	105,048	1,133,995	340,498	1,271,159	381,347
Oranges, citrons, cedrats, &c.....	2,884,505	346,110	3,518,087	422,169	2,959,871	355,185	5,559,582	1,071,916	2,279,674	452,934
Raisins, other, dry.....	20,817,033	2,310,726	3,624,808	507,473	3,738,600	739,720	4,085,473	817,034	733,343	146,068
Hides, raw, fresh or dried.....	830,000	1,428,000	635,000	1,073,000	479,000	814,000	546,901	1,367,232	523,382	1,369,955
Marble.....	1,037	134,810	2,251	292,630	1,881	244,530	1,791	268,650	2,475	371,250
Wrought.....	151	37,759	1,164	296,000	549	137,250	332	33,000	250	62,500
Mineral ores:										
Argentiferous lead, 1,000 kilograms Galena.....	16,063	8,789,000	16,326	8,914,000	10,477	3,720,000	12,508	6,829,368	12,274	6,701,804
Bismuth.....										
Copper.....										
Iron.....										
Mercury.....										
Nickel.....										
Silver.....										
Zinc.....										
Zinc (Galvanic).....										
" (Blende).....										
Olive pit.....	3,308,000	2,977,000	4,626,000	4,163,000	2,389,000	2,150,000	12,415,183	13,656,701	5,925,356	6,517,891
Olive.....	790,595	305,297	1,060,627	418,188	846,804	254,041	1,885,131	734,060	2,211,460	884,384
Pulse.....	3,430,000	1,557,000	3,985,000	1,733,000	2,522,000	1,138,000	3,634,862	2,907,889	4,236,730	3,405,432
Resin.....	415,280	133,584	848,969	254,690	1,771,173	1,355,900	1,804,294	360,858	1,935,236	391,047
Silk, raw.....	131,343	2,048,367	134,692	2,035,135	136,957	2,282,030	351,987	809,688	169,537	3,989,429
Spirits:—Alcohol.....	366,000	1,098,000	342,000	286,758	156,168	281,102	419,478	1,258,434	588,458	1,076,916
" Cognac.....	35,000	705,000	30,000	159,000	304,000	1,091,000	37,439	933,975	547,888	1,643,664
" Brandy.....	35,000	705,000	30,000	159,000	304,000	1,091,000	37,439	933,975	547,888	1,643,664
" Whisky.....	35,000	705,000	30,000	159,000	304,000	1,091,000	37,439	933,975	547,888	1,643,664
" Other.....	35,000	705,000	30,000	159,000	304,000	1,091,000	37,439	933,975	547,888	1,643,664
Sponges.....	4,143,000	5,324,000	5,412,000	6,964,000	4,616,000	6,157,000	6,271,837	9,848,467	5,292,170	5,372,186
Tobacco leaf.....	205,000	2,250,000	142,000	1,559,000	174,000	1,917,000	111,151	1,097,265	136,804	1,915,236
Wool in the wash.....	35,153,000	9,843,000	35,723,000	10,063,000	20,829,000	5,832,000	21,427,000	7,499,000	20,536,301	7,187,705
Total value of principal and other articles exported.....		83,924,000		90,570,000		83,691,000		123,525,906		117,620,197

SESSIONAL PAPER No. 10f

HAWAII.

VALUE of the Total Imports and Exports from and to each Principal Country during the Years ended June 30, 1905 to 1909, inclusive.

		EXPORTS.					IMPORTS.					
		1905-6.		1906-7.		1907-8.		1908-9.				
		§	%	§	%	§	%	§	%	COUNTRIES.		
1904-5.	302,879	124,476	183,341	481,269	303,089	United Kingdom	810	5,512	14,230	2,073	1908-9.	2,583
	151,987	262,591	310,574	350,110	327,043	Australasia	5,299	7,318	10,236	2,787		7,194
	18	6,806	3,572	26	7,112	Belgium						
	317,782	415,131	664,440	707,449	605,326	British East Indies						
	16,172	22,501	47,392	26,093	17,167	Canada	11,483	15,303	14,444	15,625		35,383
	448,278	448,608	325,637	360,734	385,101	Chile	1,001	2,778	3,600	3,865		
	4,019	2,309	4,129	8,007	14,619	China						
	14,967	3,732	14,210	31,479	14,392	France	1,224	391	340	5,180		25
	944,534	171,497	348,667	310,134	272,213	Germany	2,814	393	131	453		3,794
	408	1,172	149	335	360	German Oceania	9,016	2,004	994	8,881		307
	174,129	245,241	296,975	324,107	279,749	Hong Kong						2,934
	5,403	1,366	382	2,730	3,530	Italy						
	962,651	1,247,470	1,537,431	1,874,670	1,722,796	Japan	21,909	20,080	141,240	541,554		15,011
	2,768	3,429	5,676	3,917	9,658	Netherlands						
	3,945	3,890	3,919	1,292	886	Spain						
	11,753,180	12,036,675	14,435,725	15,038,155	17,713,324	United States	36,112,655	26,882,199	29,071,813	41,640,505		40,436,945
	29,324	8,557	85,205	199,997	70,230	Other Countries	5,885	2,501	14,389	5,805		16,921
	14,768,144	15,311,917	18,587,434	19,720,551	21,746,898	Totals	36,171,596	26,938,512	29,301,727	42,283,145		40,521,097

HOLLAND (Netherlands).

VALUE of the Total Imports for Consumption and Exports of Domestic Produce from and to each Principal Country during the Years ended December 31, 1904 to 1908, inclusive. (Including *Coin and Bullion*.)

		IMPORTS.					EXPORTS.									
		1904.	1905.	1906.	1907.	1908.	COUNTRIES.					1904.	1905.	1906.	1907.	1908.
		Gulden.	Gulden.	Gulden.	Gulden.	Gulden.						Gulden.	Gulden.	Gulden.	Gulden.	Gulden.
		252,748,000	263,851,000	308,471,281	324,519,748	295,884,973	United Kingdom.....	433,388,000	469,668,000	465,897,327	445,784,112	189,948,571				
		268,000	336,130	529,670	570,170	Africa, East Coast.....	1,972,000	1,917,000	1,086,728	1,169,238	1,078,473				
		7,669,000	5,940,000	5,309,225	6,334,323	6,831,008	" West Coast.....	4,638,000	6,588,000	5,475,101	6,290,459	6,870,283				
		63,651,000	3,577,000	4,763,348	4,353,862	4,273,573	Algeria.....	272,000	272,000	215,715	611,231	392,866				
		5,428,000	75,793,000	12,053,285	77,574,273	85,324,353	Argentina Republic.....	989,000	8,800,000	14,602,534	14,312,385	9,564,197				
			4,172,000	5,569,424	5,211,985	2,687,585	Austria-Hungary.....	1,711,728	1,404,000	923,868	1,707,569	1,797,569				
			8,843,000	5,800,865	5,176,476	4,829,451	Australasia.....	284,992,456	836,000	933,929	926,406	1,782,333				
		258,813,000	253,956,000	264,095,444	285,582,249	270,899,286	Belgium.....	221,275,000	227,191,000	260,663,425	284,992,456	280,594,926				
		10,387,000	17,010,000	26,375,893	28,382,010	44,609,524	Brazil.....	1,763,000	1,763,000	65,984	1,319,142	1,086,252				
		70,354,000	64,822,000	58,784,727	61,736,379	73,611,311	British India.....	2,667,677	2,667,677	2,467,677	2,612,784	1,511,543				
		2,888,000	784,000	1,148,491	409,244	2,898,090	" North America.....	448,000	403,000	324,064	197,208	196,461				
				9,750	18,671,974	18,908,471	Cape of Good Hope.....	515,000	515,000	569,283	910,799	178,225				
		37,759,000	14,169,000	18,869,806	4,741,109	3,626,041	Chile.....	3,496,000	3,496,000	3,746,154	1,652,882	1,710,615				
			294,000	1,787,173	4,741,109	3,626,041	China.....	1,000	1,000	3,746,154	1,652,882	1,710,615				
			1,967,000	1,628,042	1,479,476	1,479,476	Colombia, Ecuador & Venezuela.....	873,000	873,000	932,451	968,925	654,161				
			1,065,000	1,480,652	1,208,733	2,063,908	Cuba.....	391,000	391,000	353,880	493,635	73,337				
			2,612,000	2,610,186	2,556,540	4,118,407	Egypt.....	1,221,000	1,221,000	3,388,667	3,354,726	3,084,980				
			2,547,000	3,144,272	4,246,694	4,246,694	Denmark.....	12,182,000	12,182,000	13,616,850	13,029,435	11,157,136				
			889,000	459,677	986,713	1,621,062	France.....	4,774,000	4,129,000	4,398,889	4,983,460	4,793,671				
			1,147,000	827,580	949,712	1,006,975	Dutch Guinea.....	14,990,065	14,990,065	14,127,899	15,918,104	15,918,104				
		1,894,000	291,347,000	35,464,971	33,978,849	34,351,477	Germany.....	1,496,000	11,868,000	14,990,065	14,127,899	15,918,104				
		22,253,000	639,617,000	615,536,395	609,614,646	691,673,720	Greece.....	1,877,000	2,343,000	12,247,205	15,274,858	17,424,580				
		576,934,000	16,784,000	21,636,818	24,931,340	24,931,340	Italy.....	1,032,914,000	1,066,273,000	1,058,944,235	1,160,000,907	1,082,106,850				
		4,943,000	5,862,000	6,234,931	7,170,767	8,098,350	Japan.....	379,000	11,413,000	12,247,205	15,274,858	17,424,580				
		2,901,000	1,206,000	687,107	326,216	857,752	Java and Madura.....	67,814,000	70,477,000	67,582,291	82,158,594	89,192,591				
		376,173,000	399,650,000	337,158,223	436,872,835	405,333,798	Norway.....	12,651,000	10,324,000	9,442,361	10,601,675	11,637,969				
		13,770,000	15,169,000	20,361,961	22,819,706	19,490,220	Peru and Bolivia.....	1,000	1,000	115,109	71,299	20,011				
		31,156	21,000	506,439	506,439	231,219	Portugal.....	4,910,000	4,910,000	5,540,875	4,894,246	6,330,511				
		7,786,000	8,757,000	7,233,619	5,963,769	7,391,135										

NOTE.—Gulden = 40 2 cents.

SESSIONAL PAPER No. 10f

44,730,000	76,123,000	70,645,694	71,735,556	59,231,046	4,211,000	2,216,410	3,416,568	4,686,374
333,106,000	318,459,000	216,187,963	209,031,819	280,161,416	12,014,000	10,084,912	12,086,536	13,138,988
51,473,000	61,984,000	71,337,964	81,274,415	70,463,309	6,618,000	6,868,470	6,474,859	6,134,888
22,300,000	36,813,000	42,054,696	37,242,087	45,758,990	12,317,000	11,918,419	12,489,959	11,816,198
7,335,000	5,974,000	5,997,824	8,415,336	7,184,767	10,269,000	11,246,767	13,633,359	15,230,819
232,244,000	240,665,000	314,986,014	294,379,792	322,268,837	81,347,000	86,180,891	86,398,391	81,176,757
17,124,000	3,265,000	4,223,150	3,266,082	17,309,752	1,980,000	2,620,411	2,456,402	2,631,586
2,419,525,000	2,483,523,000	2,523,468,092	2,671,698,498	2,823,740,015	1,993,764,000	2,083,945,696	2,212,141,046	2,181,056,860
Totals.....								

NOTE.—A large quantity of goods which are free of Import duty are entered for *Home Consumption* although *really in transit*. Such goods when leaving the country are included in the statistics of Exports of Domestic Produce.

HOLLAND (Netherlands.)

TOTAL Quantities and Values of the Principal Articles Imported for Consumption (*see foot note, page 257*) during the Years ended December 31, 1904 to 1908, inclusive.

NOTE:—Gulden = 40·2 cents. Kilog. = 2·204 lbs. Litre = 21·99 galls.

ARTICLES.	1904.		1905.		1906.		1907.		1908.	
	Quantity.	Value.	Quantity.	Value.	Quantity.	Value.	Quantity.	Value.	Quantity.	Value.
		Gulden.		Gulden.		Gulden.		Gulden.		Gulden.
Apparel, wearing										
Ashes, pot, pearl, soda, &c.	Kilogs	35,209,000	9,154,000	36,232,000	9,284,000	11,991,318	43,138,178	11,428,980	40,470,187	12,291,235
Books					39,135,355	3,727,787	9,968,575	4,105,392	10,876,999	10,322,820
Borax	Kilogs			3,813,683	4,284,394	3,803,318	4,226,838	4,063,392	4,869,799	4,290,620
Carpets						4,588,245	4,451,999	4,451,999		3,676,533
Chemicals						9,313,438	9,716,460	9,716,460		10,702,010
Coal	1,000 kilogs	7,026,000	81,225,000		8,119,416	81,194,163	201,085,536	91,457,368	8,134,967	81,349,670
Coke	Kilogs				22,454,688	12,922,245	11,112,817	1,005,427	226,909,207	1,134,546
Cocoa						115,397,730	47,629,436	117,856,960	26,881,319	13,383,766
Coffee, raw	"	87,923,000	38,686,000	98,552,000	41,163,000	51,039,028	18,947,742	51,897,063	71,432,066	52,885,828
Copra	"				7,101,073	4,200,764	7,199,180	4,319,508	6,098,111	3,658,920
Cordage, rope, &c.	"				45,236,330	27,141,798	53,188,544	31,913,126	52,726,381	31,635,840
Cotton: Raw	"	44,034,000	26,420,000	45,537,000	27,322,000	37,147,844	18,820,827	43,520,077	39,015,999	30,015,999
Yarn	"	28,529,000	33,764,000	17,250,000				16,889,525	16,446,052	16,446,052
Manufactures										
Drugs, &c.: Caoutchouc	Kilogs				3,714,900	7,420,800	3,693,547	7,387,094	2,958,641	5,917,200
Cocunut oil	"				7,629,188	3,814,594	7,393,487	3,696,743	10,465,374	5,232,800
Peruvian bark	"				6,384,249	255,369,960	8,414,298	336,571,920	7,578,524	363,140,960
Sago, raw	"				1,975,319	434,570	4,245,228	933,972	7,989,434	1,737,778
Tapioca	"				9,125,489	2,737,647	18,144,066	5,443,220	16,352,797	4,965,810
All other						11,050,841	13,601,103	13,601,103	12,800,624	12,800,624
Dye stuffs						21,199,208	25,586,613	25,586,613	23,423,623	23,423,623
Earthenware						5,523,048	5,341,745	5,341,745	4,759,869	4,759,869
Fish						3,649,017	3,126,980	3,126,980	2,815,190	2,815,190
Fruits						3,693,794	3,939,094	3,939,094	4,133,755	4,133,755
Furniture						3,337,676	3,247,982	3,247,982	2,903,600	2,903,600
Glass and glassware						5,273,437	5,163,149	5,163,149	4,771,698	4,771,698
Glycerine	Kilogs				2,132,391	959,576	3,897,849	1,754,632	4,310,371	2,164,680

HOLLAND (Netherlands).
 Total Quantities and Values of the Principal Articles Imported for Consumption, &c.—*Concluded*.

ARTICLES.	1904.		1905.		1906.		1907.		1908.	
	Quantity.	Value.	Quantity.	Value.	Quantity.	Value.	Quantity.	Value.	Quantity.	Value.
Metals—<i>Cont.</i>		Gulden.		Gulden.		Gulden.		Gulden.		Gulden.
Tin—Unwrought. . . . Kilogs.	18,907,000	18,907,000	17,265,000	17,265,000	16,008,965	16,008,965	17,956,531	17,956,531	18,491,554	18,491,554
Plates and sheets. . . . "	16,365,426	16,365,426	35,721,558	35,721,558	36,129,653	36,129,653
Zinc and mfrs of. . . . "	18,063,000	18,063,000	18,296,620	18,296,620	19,271,583	19,271,583	17,701,659	17,701,659
Millicroy.	4,467,288	4,467,288	4,265,128
Oilcake.	27,481,677	27,481,677	34,683,093
Oil of Vitriol. Kilogs.	67,987,488	67,987,488	70,682,114	70,682,114	55,691,907	6,683,028
Oil.	18,426,597	18,426,597	20,784,610	20,784,610	20,900,197	6,270,659
Cotton seed.	5,677,970	5,677,970	6,265,392	6,265,392	196,353,941	14,385,286
Mineral.	180,934,000	12,918,000	188,629,000	13,505,000	200,003,676	14,545,043	199,189,592	14,562,496	21,444,870	10,722,400
Palm.	25,208,000	12,604,000	28,410,000	14,205,000	25,878,926	12,939,463	22,796,942	11,398,471
Trawl or whale.	6,355,959	1,715,877	6,218,523	1,679,001	7,136,214	1,926,801
Paints and colours.
White lead.	10,363,186	2,500,796	10,424,650	2,606,013	10,118,115	2,529,500
Zinc white.	9,651,622	2,262,906	9,695,588	2,423,897	8,961,449	2,240,400
Palm kernels.	23,241,765	2,789,072	37,301,178	4,500,141	33,348,119	4,265,781
Paper.	7,856,969	7,856,969	8,224,109	8,052,788
Potato meal. Kilogs.	26,876,288	8,062,886	23,449,101	7,034,730	23,014,715	6,904,410
Provisions—										
Butter.	2,554,118	2,553,068	1,511,918	1,511,814	1,093,399	1,090,911
Cheese.	290,451	97,158	307,066	100,912	278,275	91,193
Eggs.	9,043,177	4,069,429	7,101,597	3,195,719	8,912,461	4,010,625
Lard.	38,497,611	15,399,044	35,634,578	14,013,531	41,653,937	16,661,560
Margarine.	46,844,000	21,080,000	52,047,000	23,421,000	56,210,124	25,497,724	41,993,575	19,015,441	33,373,530	15,268,445
Meat.	4,396,294	4,396,294	2,362,698	2,002,327
Rags.	11,898,627	11,898,627	13,733,323	15,328,104
Resin.	36,509,199	2,920,736	41,240,899	3,239,272	44,819,290	3,585,536
Seeds—										
Linsed.	28,168,058	28,168,058	252,300,913	30,276,110	294,952,353	35,391,888
Other.	20,427,574	20,427,574	11,822,678	15,123,354
Spirits including liquors.	10,199,773	4,079,909	8,930,343	3,572,137	7,987,179	3,194,871
Starch. Kilogs.	14,381,805	4,314,542	14,014,084	4,294,225	13,657,549	4,097,280
Stone—										
Taving.	141,039,000	56,412,000	169,427,000	67,771,000	182,658,118	73,063,247	156,511,115	62,694,446	197,009,081	78,803,640

SESSIONAL PAPER No. 10f

Other.....										9,562,286		9,174,717
Sugar—												
Raw..... Kilogs.	86,149,000	30,152,000	68,070,000	23,824,000	46,422,156	16,247,735	79,318,147	27,771,851	54,985,489	19,244,922	7,001,005	19,244,922
Other.....												
Tallow..... Kilogs.	3,989,000	9,972,000	4,123,000	10,309,000	48,839,725	15,140,314	50,613,328	15,690,132	46,396,362	14,441,722	11,605,278	14,441,722
Tea.....												
Tobacco—												
Leaf.....	22,807,000	11,380,000	19,165,000	9,559,000	21,043,090	10,521,545	22,674,564	11,337,283	21,646,466	10,823,233	622,745	10,823,233
Other.....												
Tools and implements												
Turpentine..... Kilogs.					8,856,364	4,688,328	9,915,256	4,621,278	12,842,547	6,421,250	3,646,863	6,421,250
Vinegar.....												
Wax..... Kilogs.					2,203,487	3,890,924	2,224,216	4,173,848	1,875,328	3,439,470	3,439,470	3,439,470
Wine..... Litres.	10,125,000	4,050,000	11,175,000	4,470,000	10,492,953	4,197,181	10,269,606	4,107,843	9,151,350	3,780,780	109,322,610	3,780,780
Wood.....												
Raw, combed and carded Kilogs.	21,752,000	21,687,000	19,736,000	19,055,000	15,777,690	19,154,291	11,487,746	14,519,093	14,024,493	17,839,490	4,918,286	17,839,490
Yarn.....		4,718,000		4,807,000		5,364,176		5,659,057				4,918,286
Manufactures.....		10,814,000		11,186,000		11,899,929		11,563,140				10,932,696
Total value of principal and other articles imported.....		2,419,525,000		2,583,523,000		2,523,468,092		2,671,698,498				2,823,740,015

HOLLAND (Netherlands).

TOTAL Quantities and Values of the Principal Articles of Domestic Produce Exported (*see foot note, page 257*) during the Years ended December 31, 1904 to 1908, inclusive.

NOTE:—Gulden = 40 2 cents. Kilog = 2.204 lbs. Litre = 2.199 galls.

ARTICLES.	1904.		1905.		1906.		1907.		1908.	
	Quantity.	Value.	Quantity.	Value.	Quantity.	Value.	Quantity.	Value.	Quantity.	Value.
Animals:—		Gulden.		Gulden.		Gulden.		Gulden.		Gulden.
Cattle..... No.			54,255	9,062,510	66,051	9,851,055	91,274	13,044,085		
Pigs..... "			4,968	149,040	452,164	13,564,920	272,704	8,181,120		
Sheep..... "			70,139	1,393,750	55,475	1,101,945	75,805	1,456,865		
Apparel, wearing.....				1,430,832		1,582,685		1,619,169		
Ashes, pot, pearl, soda, &c. Kilogs.			20,873,046	5,044,257	23,258,801	4,977,719	17,697,445	3,584,644		
Books..... Kilogs.				4,081,493		3,864,055		3,374,000		
Borax..... Kilogs.			3,250,473	2,854,000	2,851,797	2,511,062	3,713,630	3,303,402		
Candles..... Kilogs.		5,532,000	5,355,325	5,825,392	2,731,734	2,708,313	5,706,976	2,891,089		
Chemicals..... Kilogs.				5,251,483		5,818,137		5,706,976		
Chocolate..... Kilogs.			5,309,336	6,791,985	6,791,985	6,791,985	6,351,068	6,351,068		
Coal..... Kilogs.			2,108,295	21,082,948	3,096,830	30,968,301	2,138,791	21,387,890		
Cocoa..... Kilogs.			10,233,753	6,057,597	9,546,067	5,287,398	10,648,983	5,836,320		
Cocoa butter..... Kilogs.			2,629,949	3,418,934	2,921,735	3,798,256	2,977,859	3,871,010		
Coffee..... Kilogs.			73,308,522	32,255,750	80,291,367	35,828,188	81,394,868	35,813,658		
Copra..... Kilogs.			49,038,652	17,653,915	43,368,407	15,612,627	65,828,751	23,698,332		
Coralage, rope, &c..... Kilogs.			3,754,930	2,252,958	4,962,568	2,977,541	4,564,715	23,738,880		
Cotton—Raw..... Kilogs.			22,588,000	13,767,016	24,067,755	14,440,653	23,473,143	14,083,880		
Cotton—Wool..... Kilogs.				5,172,935		11,027,897		8,569,470		
Yarn..... Kilogs.				52,175,752		52,608,446		53,380,600		
Manufactures..... Kilogs.				3,085,124		3,758,606		3,424,000		
Drugs, &c.—Cantchouac..... Kilogs.			2,542,562	238,913,805	5,753,766	230,190,640	4,703,767	188,148,280		
Peruvian bark..... Kilogs.			5,972,845	1,834,262	16,083,461	4,810,947	13,394,885	4,618,410		
Tapioca..... Kilogs.			6,114,206	10,748,106		11,637,565		11,025,797		
All other..... Kilogs.				18,364,216		23,557,399		20,036,875		
Dye stuffs..... Kilogs.				8,294,212		9,054,840		7,453,661		
Earthenware..... Kilogs.				27,191,612		26,206,213		27,354,597		
Fish..... Kilogs.			2,300,381	2,297,213	3,617,763	3,617,763	3,524,173	3,524,173		
Fruits..... Kilogs.				2,297,213		2,482,605		2,367,840		
Furniture..... Kilogs.				13,794,284		15,447,999		17,631,445		
Glass..... Kilogs.				1,705,646		1,971,855		1,457,495		
Glue..... Kilogs.			3,411,292	3,943,769						

ITALY.

VALUE of the Total Imports for Consumption and Exports of Domestic Produce (Merchandise and Silver and Bullion) from and to each Principal Country during the Years ended December 31, 1904 to 1908, inclusive.

NOTE: Lira 100 cents.

	IMPORTS.					EXPORTS.				
	1904.		1905.		1906.		1907.		1908.	
	Lira.	1904.	Lira.	1905.	Lira.	1906.	Lira.	1907.	Lira.	1908.
United Kingdom	319,289,000	347,832,000	450,222,000	523,086,000	500,893,000	131,395,000	130,383,000	132,209,000	155,989,000	131,854,000
Algeria	3,747,500	3,896,000	6,024,000	7,297,000	9,082,000	2,034,000	2,332,000	2,016,000	1,256,000	1,587,000
Argentina Republic	37,836,000	43,817,000	46,917,000	37,879,000	65,677,000	130,775,000	104,142,000	137,753,000	143,895,000	149,763,000
Austrahan Commonwealth	3,391,000	2,146,000	2,974,000	5,056,000	5,311,000	6,538,000	5,489,000	5,828,000	5,637,000	4,531,000
Austria-Hungary	187,409,000	194,853,000	226,287,000	249,433,000	300,682,000	130,521,000	144,341,000	139,986,000	158,042,000	144,877,000
Belgium	40,394,000	48,436,000	63,173,000	91,658,000	75,254,000	30,620,000	41,356,000	71,051,000	47,927,000	36,489,000
Brazil	15,087,000	20,868,000	22,844,000	20,971,000	26,022,000	14,428,000	16,508,000	19,215,000	21,634,000	18,008,000
British India and Ceylon	116,854,000	85,273,000	118,460,000	135,758,000	107,649,000	32,608,000	23,904,000	22,390,000	18,302,000	18,944,000
British West Indies	118,000	5,000	3,000	4,934,000	1,856,000	18,000	2,000	20,000	3,000	41,000
Bulgaria	3,316,000	1,198,000	358,000	1,885,000	1,556,000	2,762,000	1,150,000	527,000	817,000	874,000
Canada	3,191,000	2,343,000	1,665,000	3,674,000	11,785,000	429,000	777,000	282,000	492,000	663,000
Central American States	170,000	376,000	106,000	106,000	627,000	662,000	907,000	1,042,000	1,468,000	2,658,000
Chile	5,980,000	10,685,000	1,790,000	4,185,000	2,826,000	5,819,000	6,362,000	7,792,000	9,114,000	5,414,000
China including Hong Kong	71,445,000	59,680,000	74,961,000	75,248,000	72,179,000	6,272,000	6,269,000	9,467,000	13,426,000	1,202,000
Cuba and Porto Rico	475,000	293,000	439,000	1,197,000	1,533,000	3,278,000	3,369,000	3,993,000	4,581,000	2,444,000
Denmark	69,000	522,000	478,000	779,000	672,000	630,000	395,000	870,000	1,111,000	951,000
Dutch East Indies	397,000	763,000	1,195,000	3,537,000	4,571,000	2,169,000	2,735,000	2,351,000	3,228,000	2,328,000
Egypt	16,448,000	10,749,000	13,670,000	16,946,000	24,901,000	46,389,000	1,659,000	2,147,000	3,273,000	4,353,000
Erythraea	3,836,000	2,778,000	4,322,000	3,816,000	3,629,000	2,153,000	4,020,000	6,694,000	6,746,000	50,557,000
France	187,858,000	205,484,000	227,925,000	255,672,000	276,265,000	181,681,000	181,681,000	212,629,000	198,155,000	203,801,000
Germany	251,653,000	287,091,000	303,916,000	526,647,000	520,975,000	206,352,000	222,317,000	251,301,000	300,631,000	246,430,000
Greece	3,543,000	2,569,000	3,022,000	7,842,000	7,583,000	10,692,000	14,608,000	15,469,000	16,383,000	16,808,000
Holland	10,373,000	13,538,000	17,453,000	20,334,000	24,329,000	12,387,000	14,608,000	17,233,000	7,737,000	11,470,000
Japan	11,154,000	16,253,000	22,923,000	28,708,000	21,873,000	10,445,000	10,841,000	9,739,000	9,205,000	8,178,000
Malta	1,263,000	883,000	1,069,000	1,017,000	816,000	2,000,000	2,000,000	3,814,000	3,080,000	3,922,000
Mexico	74,000	3,000	49,000	569,000	454,000	828,000	1,779,000	1,971,000	3,225,000	655,000
Morocco	804,000	2,026,000	2,691,000	864,000	618,000	3,707,000	3,521,000	3,023,000	2,637,000	2,752,000
Norway (a)	12,290,000	7,862,000	8,895,000	12,311,000	16,657,000	8,707,000	4,012,000	3,172,000	2,809,000	3,878,000
Peru	52,000	132,000	869,000	67,000	244,000	5,171,000	4,012,000	5,720,000	6,607,000	6,846,000
Portugal	669,000	674,000	931,000	1,104,000	6,899,000	7,768,000	6,344,000	5,720,000	8,607,000	6,846,000

SESSIONAL PAPER No. 10f

27,495,000	35,947,000	89,394,000	43,773,000	34,673,000	5,585,000	5,399,060	6,082,000	6,423,000	4,126,000
158,273,000	204,567,000	193,365,000	137,101,000	127,711,000	12,392,000	11,768,000	10,444,000	11,087,000	11,850,000
36,000	243,000	408,000	1,055,000	5,500,000	131,000	76,000	119,000	103,000	448,000
30,812,000	32,979,000	30,543,000	42,073,000	33,043,000	13,784,000	13,598,000	12,145,000	13,404,000	11,152,000
5,575,000	12,384,000	16,191,000	11,831,000	13,593,000	1,239,000	4,317,000	2,226,000	2,105,000	384,000
*	*	883,000	2,142,000	2,787,000	*	*	1,414,000	2,076,000	2,607,000
48,838,000	49,510,000	65,242,000	72,829,000	80,468,000	257,646,000	319,899,000	365,579,000	319,210,000	297,400,000
407,000	634,000	502,000	1,054,000	676,000	2,981,000	3,088,000	3,951,000	3,526,000	3,221,000
10,298,000	11,583,000	17,171,000	28,111,000	28,583,000	7,911,000	8,260,000	6,674,000	7,319,000	7,810,000
9,598,000	22,293,000	16,776,000	14,228,000	14,305,000	17,461,000	14,587,000	13,852,000	8,662,000	7,910,000
29,022,000	28,624,000	37,867,000	46,099,000	40,479,000	19,253,000	52,802,000	69,828,000	64,549,000	59,257,000
238,719,000	237,886,000	310,866,000	392,917,000	404,934,000	190,065,000	225,894,000	240,393,000	236,113,000	293,826,000
1,611,000	237,886,000	1,246,000	2,318,000	1,121,000	4,787,000	5,700,000	8,113,000	9,795,000	8,687,000
2,535,000	2,590,000	5,679,000	11,622,000	17,720,000	15,846,000	19,395,000	20,545,000	19,692,000	19,191,000
1,877,544,000	2,015,775,000	2,514,352,000	2,880,669,000	2,913,275,000	1,572,592,000	1,705,318,000	1,905,950,000	1,918,868,000	1,729,263,000

(a) Includes Sweden prior to 1906.

* Included with Norway prior to 1906.

ITALY.

Total Quantities and Values of the Principal Articles Imported for Consumption (Merchandise and Silver Bullion) during the Years ended December 31, 1904 to 1908, inclusive.

Note: Tola = 19.3 cents. Kilog = 2.204 lbs.

ARTICLES.	1904.		1905.		1906.		1907.		1908.	
	Quantity.	Value.	Quantity.	Value.	Quantity.	Value.	Quantity.	Value.	Quantity.	Value.
		Lire.		Lire.		Lire.		Lire.		Lire.
Animals, Products and Waste of animals not comprised in other categories:—										
Animals, living—										
Cattle..... No.	21,400	6,085,510	17,766	5,027,160	24,907	7,143,035	12,011	3,833,630	138,295	48,403,190
Horses..... "	45,697	31,987,900	42,467	29,726,900	21,136	17,380,300	16,389	13,813,800	42,550	35,825,750
Sheep and goats..... "	16,325	261,100	11,063	181,549	6,915	117,355	7,130	121,210	13,623	272,460
Swine..... "	4,759	102,991	1,604	36,706	1,036	38,323	10,818	485,253	18,473	688,485
Butter..... 100 kilograms.	1,656	392,085	1,543	271,800	1,562	383,800	1,380	375,300	1,067	293,425
Cheese..... "	43,402	6,683,908	45,005	6,372,551	47,169	9,991,830	46,693	10,367,610	76,899	16,112,490
Coral..... "		4,913,315		6,984,520		3,481,440		4,848,330		5,851,930
Eggs, poultry..... "		2,244,165		1,554,650		2,093,700		1,669,675		4,412,200
Feathers..... "		7,145,580		6,179,560		6,795,960		8,913,000		14,175,750
Fish—										
Dried or smoked..... 100 kilograms.	459,958	34,929,735	438,411	31,296,921	457,376	32,661,228	524,327	45,295,691	608,457	59,673,470
Fresh..... "	11,961	1,435,320	14,957	1,791,810	16,146	1,937,520	17,093	2,393,020	23,558	3,578,120
In brine..... "	97,716	7,348,260	98,598	7,401,475	74,696	5,602,200	82,312	6,173,400	103,463	7,759,725
Marinated or in oil..... "	51,443	7,715,250	55,435	8,310,970	58,127	9,014,645	66,210	13,166,395	66,263	12,631,365
Crasses, other..... "	234,688	14,785,344	261,981	17,028,765	254,019	17,273,292	197,142	14,785,650	234,268	17,570,100
Lard..... "	16,248	1,917,264	11,469	1,376,280	9,934	1,311,090	17,519	2,452,660	21,694	3,254,100
Meat—Fresh, salted or smoked..... "	33,349	4,770,990	17,209	2,680,766	22,410	3,374,880	60,252	8,589,715	78,622	12,785,060
Mother-of-Pearl, ivory and tortoise shell..... "		10,619,025		11,330,400		16,759,815		20,005,275		16,478,635
Poultry, alive and dead..... "		320,133		288,020		307,598		482,320		649,410
Beverages, spirits and oils—										
Beer..... "	25,618	3,470,406	29,799	3,983,225	30,053	4,370,887	32,049	4,181,100	33,043	3,885,154
Mineral water..... 100 kilograms.		931,630		952,928		961,696		1,025,568		1,067,376
Oils—										
Cocunut..... "	24,080	1,517,040	15,748	992,124	10,680	1,068,000	26,008	2,470,760	13,839	1,107,120
Cotton seed..... "	42,805	2,782,325	119,798	7,187,880	27,472	1,648,320	31,528	2,019,320	108,117	8,108,775
Fish..... "	12,189	670,395	16,908	896,124	31,168	1,401,110	53,353	2,809,400	55,767	2,801,550

SESSIONAL PAPER No. 10f

Mineral—Benzene, 100 kilograms.	33,902	1,017,060	29,525	4,036,359	49,430	1,773,029	75,977	2,462,644
Petroleum, "	631,024	11,358,432	615,863	9,854,128	727,145	13,688,610	828,732	13,179,710
Turpentine, "	22,446	2,024,140	30,986	3,096,600	39,088	3,008,800	33,316	3,331,640
Other, "	292,497	8,183,916	331,461	9,294,628	395,689	10,945,852	449,513	10,485,544
Olive, "	140,359	13,334,105	23,336	2,273,920	1,332	190,785	30,485	4,720,360
Palm, "			9,330	653,100	29,020	2,031,400	78,460	5,178,360
Spirits, "		1,305,118		1,280,054		1,526,210		1,252,965
Wines, "		2,098,230		2,636,950		2,813,057		2,140,388
Cereals, Flour, Paste and Vegetable Products, not comprised in other categories—								
Wheat, "	172,795	5,183,850	228,160	7,301,120	211,134	5,886,984	209,600	8,324,228
Rye, "		6,638,891		5,722,910		8,933,706		7,689,288
Grain and grain products, "	6,299	1,039,335	9,344	1,588,480	10,431	1,773,270	12,394	2,230,920
Barley, "	212,484	29,747,760	220,271	29,736,639	71,450	9,645,750	73,735	10,481,575
Oats, "	13,132	2,166,780	69,312	12,476,160	50,357	9,562,130	63,138	12,650,530
Peas, (beans, "								
lenses, &c., "		238,140		350,680		609,910		440,420
Wheat, 1000 kilograms, "	806,066	12,921,330	1,373,666	24,672,060	932,998	178,440,800	789,980	176,893,400
Wheat flour, 100 kilograms, "	11,139	312,452	13,665	396,285	16,541	512,771	16,021	544,711
Hay, "	45,042	120,336	13,487	107,806	29,302	293,020	94,293	912,930
Seeds—Oleaginous—								
Linseed, "	432,711	14,279,463	346,188	10,385,640	419,308	33,010,820	438,809	14,484,233
Sesame & cardnuts, "	871,576	6,991,008	1,231,014	4,677,952	167,591	6,703,640	174,222	6,988,880
Non-oleaginous, "	136,140	6,126,300	111,318	5,009,310	103,496	4,603,560	170,320	7,654,053
Starch, "	22,331	1,273,630	30,448	1,695,790	41,639	2,197,245	39,341	2,098,340
Chemical Products, Medicinal (Gums, Resins and Perfumery—								
Alkaloids, "	45,461	4,400,636	43,891	4,391,705	57,181	5,410,690	33,010	5,457,125
Carbonate of soda, 100 kilograms, "	277,472	3,468,400	311,763	3,896,287	355,382	4,442,275	382,680	4,783,500
Caustic potash, "	141,760	3,448,368	157,497	3,803,364	145,237	3,957,012	142,908	4,128,625
" soda, "			40,356	988,722	53,439	1,309,255	58,118	1,278,506
Chlorides of potassium, "	34,583	847,284						
Gums, resins and resins, "								
Mineral gums, "	177,273	5,065,434	183,130	6,069,697	193,332	6,200,309	216,560	6,835,220
Nitrates of soda, 1000 kilograms, "	114,632	5,894,446	105,633	6,168,695	176,096	11,208,285	166,736	10,472,950
Nitrate of soda, 100 kilograms, "	322,831	7,909,360	325,075	8,451,950	414,574	10,778,924	607,844	14,588,256
Oxide of zinc, 100 kilograms, "	11,243	674,580	14,198	1,303,464	19,621	1,334,228	20,255	1,347,340
Paraffine, solid, "	87,049	5,222,040	100,975	6,260,450	147,027	10,291,890	119,321	7,159,260
Sulphate of ammonia, "	69,751	2,232,128	97,381	3,603,097	149,428	5,229,980	167,107	4,430,397
" of copper, "	372,791	19,385,132	290,604	16,289,260	159,794	10,386,610	200,315	13,707,325
" of potassium, "	16,631	482,290	15,341	441,889	38,660	1,121,140	48,910	1,271,660
Colonial goods, Groceries and Tobacco—								
Cocoa and chocolate, 100 kilograms, "	14,984	3,450,870	26,825	5,243,500	29,668	8,352,910	34,416	7,878,320
Coffee, "	177,299	17,730,635	201,326	22,068,355	214,897	21,482,638	227,637	22,707,502
Pepper and pimento, "	18,616	2,511,160	19,990	3,296,340	19,622	2,352,300	23,221	2,689,665
Sugar, "	27,357	7,697,740	144,389	2,726,943	237,378	5,805,079	48,967	1,341,911
Tobacco, mm F. l., "	131,638	18,044,322	208,281	25,618,932	199,190	26,890,650	203,632	27,490,320

ITALY.

TOTAL Quantities and Values of the Principal Articles Imported for Consumption, &c.—Continued.

ARTICLES.	1904.		1905.		1906.		1907.		1908.	
	Quantity.	Value.	Quantity.	Value.	Quantity.	Value.	Quantity.	Value.	Quantity.	Value.
Colours and Materials for Dyeing and Tanning:—		Lièr.		Lièr.		Lièr.		Lièr.		Lièr.
Colours, derived from tar or other bituminous substances.....100 kilograms.	40,875	11,993,920	45,091	13,285,400	54,446	16,303,175	60,694	18,066,310	57,315	16,963,140
Colours, in cakes, powder, or of any other kind.....100 kilograms.	19,333	3,093,280	21,228	3,396,480	18,132	2,904,320	20,870	3,339,200	17,711	2,833,760
Indigo....." " " "	4,614	2,768,400	5,352	2,413,200	4,375	1,956,950	4,000	1,691,600	4,418	1,876,700
Varnish....." " " "	11,971	2,471,600	12,999	2,674,475	16,999	3,521,350	17,572	3,631,435	20,192	3,902,050
Wood, roots, barks, leaves, lichens, flowers, herbs, and fruits for dyeing and tanning.100 kilograms.	552,883	12,682,456	449,926	9,324,225	464,358	9,432,222	443,108	8,648,124	514,557	9,676,863
Cotton:—										
Raw and wadding....." "	1,547,496	232,124,400	1,650,631	184,877,392	1,830,328	245,266,766	2,180,219	300,882,762	2,067,772	275,746,324
Yarn.....Kilogs.	936,700	5,698,000	825,800	5,049,000	840,600	5,206,025	1,967,500	9,163,300	1,273,500	6,830,360
Manufactures:—										
Gutta percha, India-rubber and manufactures of:—										
Raw, solid and liquid.100 kilograms.	6,688	7,691,200	7,669	10,161,425	11,731	14,663,750	10,168	11,184,800	14,364	14,215,800
Cut in sheets, and articles of sheet India-rubber.....										
In threads.....		1,990,900		2,363,600		2,481,150		2,821,600		2,575,100
Other articles.....		703,800		844,800		1,005,360		1,060,500		799,900
Hemp, flax, jute and other fibrous plants, except cotton:—		4,507,800		6,402,150		8,187,000		9,217,303		10,630,472
Raw and combed.....100 kilograms.	384,371	16,346,674	382,160	17,418,686	459,519	25,914,663	463,382	25,475,694	476,891	22,335,090
Gordage, rope and twine, even tarré.....100 kilograms.	2,454	238,200	2,684	276,910	3,378	369,360	3,957	467,451	6,078	689,460
Yarn....." " " "	39,928	10,301,000	43,573	11,598,000	46,791	13,220,451	53,364	15,670,981	54,227	14,165,872
Manufactures:—		6,656,335		6,994,676		3,942,592		6,090,965		6,182,735
Hides and skins:—										
Raw, green or dry.....100 kilograms.	241,526	51,120,350	218,400	48,118,255	255,756	59,199,215	227,849	55,799,445	234,309	55,852,510
Tanned with the hair....." "	1,288	2,138,175	1,437	2,030,200	1,825	2,603,250	1,896	4,360,950	1,971	4,732,300

SEASONAL PAPER No. 10f

Thrown single, double or twisted.....100 kilograms.	66,272	106,814,912	69,047	113,411,230	85,541	119,899,693	105,439	128,607,230	96,199	110,690,018
Waste.....	5,316	1,974,240	5,432	2,489,840	6,564	3,241,250	8,413	4,436,550	6,292	2,644,701
Manufactures.....		59,372,597		74,074,519		36,633,533		42,433,821		34,927,882
Stones, earthen, pottery, glass and crystal:—										
Asbestos.....100 kilograms.	21,744	1,304,610	18,055	1,173,575	21,714	1,411,410	31,096	2,021,240	25,481	1,656,265
Bricks, tiles, &c.....		1,193,605		1,323,740		2,153,465		4,189,631		3,195,080
Cement.....1,000 kilograms.	15,260	678,580	15,737	702,095	18,937	839,615	29,024	1,289,470	28,436	1,154,411
Coal and coke.....	5,904,578	150,366,739	6,437,539	164,157,245	7,673,433	214,856,180	8,300,439	257,313,609	8,452,320	240,891,120
Earthenware, porcelain, &c.....		3,439,064		4,265,930		5,794,285		7,501,492		8,977,314
Glass and glassware.....		8,817,368		6,310,075		8,594,119		11,099,602		13,929,963
Phosphate.....1,000 kilograms.	217,162	9,772,290	240,144	10,806,480	307,762	15,388,149	384,896	18,475,008	531,921	25,532,208
Precious stones.....		24,484,334		32,813,421		36,640,867		27,532,235		17,435,497
Vehicles:										
Motor cars for ordinary roads.....		4,110,860		6,536,550		9,957,316		8,295,335		4,354,472
Railway carriages.....		8,966,170		4,743,105		16,590,520		41,273,065		25,306,790
Ships and boats.....		2,166,055		6,468,077		11,728,932		10,005,795		13,708,819
Other.....		774,400		857,820		1,660,010		5,493,439		7,369,420
Wood and straw:—										
Charcoal.....1,000 kilograms.	28,882	1,819,566	27,841	1,921,029	43,768	3,238,832	37,637	2,860,412	47,115	3,627,855
Pine wood.....	100,714	2,014,280	84,650	1,862,300	98,110	2,354,640	103,100	2,680,600	99,484	2,686,068
Furniture.....		2,665,940		3,157,800		3,877,420		5,168,076		5,948,125
Wood—Cabinet-makers.....		942,820		1,083,154		1,361,328		1,554,364		1,925,096
Common Rough, or soft in ply rough-hewn with flax, 1,000 kilograms.	79,362	4,523,634	69,816	4,118,790	89,924	5,185,364	93,108	5,865,804	117,493	7,402,659
Squared, sawn in length 1,000 kilograms.....	714,583	63,835,940	776,871	71,617,433	904,292	87,556,012	1,068,586	104,339,514	1,265,040	120,049,362
Other.....		674,456		877,050		550,689		592,204		662,987
Other wood and straw.....		19,684,535		22,633,206		9,761,078		13,074,079		14,496,143
Wool, horsehair and other hair:										
Horsehair and other hair, 100 kilograms.....	18,322	10,241,270	14,908	8,958,430	17,910	11,353,300	21,320	14,328,140	21,165	12,834,720
Wool—Raw, including waste and flock wool.....100 kilograms.	156,828	60,014,995	148,610	61,491,355	162,827	69,085,470	184,590	79,963,225	211,492	79,964,200
Wool—Yarn.....	3,958	2,935,075	3,871	2,981,975	4,448	3,701,735	4,861	4,268,370	6,396	5,040,680
Manufactures.....		30,874,164		35,456,360		12,083,963		47,308,750		44,828,610
Miscellaneous articles:										
Artificial flowers.....		906,780		831,110		887,329		1,096,130		1,164,940
Musical instruments:										
Pianos.....		1,429,850		1,608,150		1,853,700		2,256,050		2,596,450
Other musical instruments		575,998		481,924		410,203		451,858		487,177
Parts of.....		118,300		130,000		152,160		146,900		246,350
Small wares.....		12,381,652		13,011,893		15,675,223		20,488,923		22,373,160
Total value of principal and other articles imported (nude).....		1,877,544,251		2,015,775,246		2,514,351,985		2,880,669,312		2,913,274,509
Precious metals.....		44,531,900		169,570,100		141,708,000		168,143,500		28,662,400
Total imports.....		1,922,076,251		2,185,345,346		2,656,069,985		3,048,812,812		3,941,336,909

TOTALY.

TOTAL Quantities and Values of the Principal Articles of Domestic Produce Exported (Merchandise and Silver Bullion) during the Years ended December 31, 1904 to 1908, inclusive.

NOTE: Tara - 19.3 cents. Kilog = 2.204 lbs.

ARTICLES.	1904.		1905.		1906.		1907.		1908.	
	Quantity.	Value.	Quantity.	Value.	Quantity.	Value.	Quantity.	Value.	Quantity.	Value.
Animals, products and waste of animals not comprised in other categories:										
Animals, living:										
Cattle, No.	31,088	12,583,695	32,876	14,021,360	13,458	6,042,465	39,700	17,246,880	12,254	5,870,750
Horses, "	2,975	1,287,500	1,962	981,000	1,354	783,800	1,653	976,650	826	558,550
Sheep, "	41,456	663,136	33,574	533,971	22,411	550,987	36,161	614,737	30,568	611,360
Swine, "	16,672	1,371,158	95,995	9,535,871	86,325	8,317,396	21,371	2,290,641	4,170	378,910
Butter, 100 kilogs.	56,131	13,281,635	60,329	14,600,620	48,035	11,383,810	35,339	9,335,330	39,021	10,730,775
Cheese, "	137,436	21,165,144	170,989	26,303,621	191,936	38,562,475	211,406	44,469,760	198,272	44,070,730
Coral, "	256,491	42,321,015	331,428	56,342,760	322,651	56,463,925	228,579	40,001,325	266,346	53,269,200
Eggs, poultry, 100 kilogs.	68,075	5,857,419	78,450	5,881,668	81,081	5,719,731	88,563	7,242,281	149,234	4,506,377
Fish of all sorts, 100 kilogs.		4,681,470		4,812,630		5,135,670		6,430,300		11,654,380
Hair, bone and similar substances, "		2,929,975		4,652,580		3,154,410		3,193,210		2,315,160
Meat, fresh, salted or smoked, 100 kilogs.	41,939	8,155,375	39,235	7,976,233	38,616	6,211,040	38,189	6,387,755	38,156	6,326,070
Milk, condensed, "	5,913	555,822	8,065	817,475	12,362	1,236,200	10,329	1,136,190	13,618	1,634,160
Mother-of-Pearl, ivory and tortoise shell, "		6,227,225		4,220,190		4,158,025		1,841,080		4,638,140
Poultry - Living, 100 kilogs.	50,173	6,773,355	57,503	8,050,420	59,997	8,519,574	51,470	8,492,550	49,450	8,901,000
Dead, "	28,945	4,515,420	35,292	5,646,720	29,162	4,721,244	43,416	8,254,740	31,254	6,563,340
Beverages, spirits and oils:										
Mineral water, 100 kilogs.	16,696	117,400	26,142	627,408	31,184	748,416	35,426	850,224	42,314	1,015,386
Oils, olive, "	483,001	53,017,835	354,759	40,402,610	665,754	71,703,670	513,308	58,612,775	17,030	60,735,140
Spirits, "		3,182,320		5,169,072		5,677,676		6,978,215		9,225,075
Volatile oils and essences, "		13,654,120		11,875,940		10,970,065		14,526,135		13,653,918
Wine in bottles, "		9,612,030		10,973,839		13,310,318		16,214,075		16,185,595
in casks, "		30,032,890		25,683,351		22,799,860		21,830,357		26,440,262
Cereals, flour, paste and vegetable products not comprised in other categories:										
Chestnuts, 1,000 kilogs.	20,402	3,261,320	18,694	3,177,980	22,542	3,832,140	23,100	4,267,000	26,354	4,548,510

ITALY.
 TOTAL Quantities and Values of the Principal Articles of Domestic Produce Exported, &c.—Continued.

ARTICLES.	1904.		1905.		1906.		1907.		1908.	
	Quantity.	Value. Lire.	Quantity.	Value. Lire.	Quantity.	Value. Lire.	Quantity.	Value. Lire.	Quantity.	Value. Lire.
Colours, &c.— <i>Con.</i>										
Wood, roots, barks, leaves, lichens, flowers, herbs and fruits for dyeing and tanning.										
Cotton:—Raw. 100 kilogs.	73,216	6,041,800	84,352	6,491,768	84,897	7,489,348	71,054	5,161,985	68,403	5,980,194
Yarn. " "	93,973	4,392,960	101,791	5,061,120	103,738	5,518,305	84,917	5,061,832	69,578	4,180,611
Manufactures.		22,424,260		21,884,995		24,643,970		22,714,570		16,055,600
Gutta percha, India-rubber and manufactures of.		84,703,340		97,246,372		107,718,996		113,375,984		90,978,600
Hemp, flax, jute and other fibrous plants (except cotton):—		5,265,270		7,794,875		9,195,470		7,114,002		10,040,370
Raw and combed.		52,442,847		48,650,687		53,239,162		53,227,116		44,867,150
Cordage, rope and twine, even tarrad.		6,670,210		7,309,300		8,519,440		7,939,643		7,494,780
Yarn.		5,784,780		6,336,086		6,943,358		8,240,965		5,646,490
Manufactures.		8,482,705		8,955,098		9,026,316		8,824,180		6,930,490
Hides and skins:—										
Raw, green or dry. 100 kilogs.	129,558	23,432,155	121,227	24,143,920	141,947	28,968,550	136,849	27,196,505	188,797	34,595,390
Tanned with the hair " "	64	38,725	118	80,800	146	96,610	778	832,800	198	448,500
Tanned without the hair.	10,693	5,980,380	10,677	6,971,290	10,204	6,737,405	8,955	5,786,860	6,027	3,996,385
Furrier's articles of all kinds.		521,950		519,970		1,108,380		2,197,920		663,282
Gloves of all kinds of skins 100 pairs.	7,403	1,480,600	8,167	1,674,235	8,265	1,818,300	8,616	2,584,800	20,874	5,844,720
Leather boots and shoes. Pairs.	231,400	1,932,150	240,400	2,054,520	167,600	1,464,280	123,269	1,116,652	112,695	1,013,588
Minerals, metals and articles manufactured therefrom:—										
Copper, brass and bronze.		2,210,426		2,166,475		3,707,270		3,447,597		2,769,410
Guns, pistols and revolvers and parts of.		273,850		1,539,395		7,977,520		449,444		105,455
Instruments, optical, mathematical precision, astronomical, chemical, physical, surgical, &c.		2,983,500		2,561,000		2,919,470		4,027,540		5,361,620

SESSIONAL PAPER No. 10f

Iron and steel, of second manu- facture	1,968,898	2,131,901	2,062,234	2,212,713	2,633,885
Iron and steel sheets	1,306,633	1,815,732	1,143,778	386,701	389,949
Lead and its alloys with antimony	1,683,295	1,698,505	2,736,814	2,941,151	2,458,311
Machines and machinery	2,901,710	3,170,370	5,597,765	4,712,610	3,404,653
Mercury	1,357,620	1,152,825	1,320,925	5,647	3,049,380
Tin and its alloys with lead and antimony	1,092,415	1,833,140	2,556,070	2,879,870	1,238,370
Zinc ore	15,167,160	16,493,400	21,633,600	19,917,800	14,694,720
Paper and books :—					
Books printed and not printed	3,106,840	3,308,220	4,312,640	5,906,390	5,548,460
Paper	6,822,625	7,446,830	8,969,022	7,692,453	7,298,465
Pasteboard	312,560	294,925	411,102	554,054	597,359
Paper and pasteboard, manufac- tures of	648,000	648,200	751,400	748,140	884,400
Prints, lithographs and adver- tisement cards	6,083,000	7,935,200	9,407,800	10,277,300	11,739,000
Silk :—					
Cocoons (except double cocoons)	517,680	472,010	295,200	637,900	420,120
Thrown, single, double or twisted	399,704,214	471,334,087	565,978,943	536,537,134	406,548,544
Waste silk	32,994,000	38,432,190	39,572,775	43,232,375	32,488,320
Sewing thread, whether of silk or waste silk	824,400	1,677,420	2,342,496	2,995,650	1,926,450
Manufactures	75,386,349	78,453,865	87,291,721	89,880,953	86,881,869
Stone, earthen, pottery, glass and glassware :—					
Alabaster, unwrought, 100 kilogs.	104,000	121,485	122,439	155,311	100,893
Bitumens, solid	1,190,424	1,899,208	2,174,048	2,082,912	3,623,670
Parthenware, porcelain, &c.	2,835,880	2,816,357	2,836,439	3,505,227	2,891,087
(Glass and glassware	5,233,767	4,574,499	4,414,733	3,037,513	3,997,424
Marble, unwrought, 1,000 kilogs.	8,520,655	8,629,725	9,657,635	10,694,125	10,100,870
Marble and alabaster, wrought	14,377,378	15,439,788	15,731,961	17,465,065	15,827,451
Stone for building, 1,000 kilogs.	3,560,000	4,219,480	3,193,230	3,114,925	2,739,850
Sulphur—Raw	29,124,269	23,772,781	18,922,208	1,618,127	19,198,579
Refined	1,352,607	1,308,886	14,053,372	14,315,097	13,816,526
Vehicles :—					
Motor cars for ordinary roads	1,112,560	3,646,000	11,847,700	20,185,310	28,236,745
Wood and straw :—					
Casks	2,503,635	5,788,173	2,182,936	2,402,327	2,634,115
Charcoal	2,019,450	1,761,840	1,929,228	1,773,576	1,725,290
Cork	1,472,110	1,222,866	1,554,820	1,873,455	1,688,320
Furniture	8,350,220	9,815,760	12,343,060	13,571,715	9,102,615
Small wares	2,030,440	2,160,550	2,164,265	5,252,040	4,983,600
Straw plait	9,332,180	8,952,335	9,908,350	12,841,720	6,503,160
Utensils and divers articles of common wood	2,183,830	2,367,070	3,081,698	2,573,889	1,940,390

TOTALY.

Total Quantities and Values of the Principal Articles of Domestic Produce Exported, &c. — *Concluded.*

ARTICLES.	1904.		1905.		1906.		1907.		1908.	
	Quantity.	Value.	Quantity.	Value.	Quantity.	Value.	Quantity.	Value.	Quantity.	Value.
Wood and straw. <i>Cont.</i>		Live.		Live.		Live.		Live.		Live.
Wood Cabinet-makers		196,076		151,392		165,839		1,096,774		1,648,512
Wood Common.		6,367,271		6,582,534		6,700,793		6,734,980		7,431,519
Wood, horsehair and other hair		4,397,290		5,061,550		6,320,010		4,430,570		4,017,140
Horsehair and other hair and infrs. of		10,246,410		13,509,795		11,680,710		8,444,200		5,420,150
Wool, raw, including waste and flockwood 100 kilograms.	31,974	1,803,400	43,238	2,442,830	35,453	3,362,520	26,296	2,833,500	18,306	1,740,760
Wool, raw, including waste and flockwood 100 kilograms.	2,706	12,390,345	3,573	14,838,120	4,330	13,383,750	3,474	16,136,430	2,409	12,069,780
Manufactures.										
Miscellaneous articles:										
Articles for collection and works of art.		8,864,876		10,829,053		9,289,249		9,610,294		8,751,797
Electric wires and cables, in- sulated		2,742,950		2,481,880		2,254,130		3,143,505		2,134,800
Hats and caps		20,305,295		22,807,715		24,755,250		29,539,048		24,517,296
Musical instruments		1,492,810		1,619,847		1,947,323		1,848,633		2,149,078
Small wares		4,117,821		4,618,452		3,575,451		4,982,026		5,316,365
Umbrellas and parasols		716,900		753,900		758,000		1,051,734		439,023
Total value of principal and other articles exported (ind. sc.)		1,572,592,462		1,705,317,643		1,905,949,811		1,948,868,310		1,729,263,357
Precious metals.		9,710,400		8,251,500		8,275,400		5,810,300		21,012,200
Total exports.		1,582,302,862		1,713,569,143		1,914,225,211		1,954,679,210		1,750,275,557

SESSIONAL PAPER No. 10f

JAPAN.

Value of the Total Imports and Exports of Merchandise from and to each Principal Country during the Years ended December 31, 1901 to 1908, inclusive.

NOTE: Gold Yen 100 cents.

COUNTRIES.	IMPORTS.					EXPORTS.				
	1901.	1905.	1906.	1907.	1908.	1904.	1905.	1906.	1907.	1908.
	Gold Yen.	Gold Yen.	Gold Yen.	Gold Yen.	Gold Yen.	Gold Yen.	Gold Yen.	Gold Yen.	Gold Yen.	Gold Yen.
United Kingdom	74,993,000	115,380,000	101,311,000	116,245,070	107,791,569	4,434,000	13,039,000	22,553,000	23,443,004	25,221,004
Australia	4,369,000	6,001,000	4,128,000	7,818,753	2,993,765	4,634,000	4,073,000	4,236,000	4,793,903	5,285,322
Austria-Hungary	1,375,000	2,295,000	2,551,822	2,551,822	2,653,342	544,000	414,000	1,236,000	1,148,716	1,125,811
Belgium	6,101,000	11,002,000	10,551,000	13,398,269	7,390,449	311,000	665,000	1,398,000	2,054,397	2,285,453
British India	68,012,000	90,227,000	60,315,000	71,593,281	49,328,457	9,405,000	7,998,000	10,352,000	13,088,089	13,631,541
British North America	857,000	1,752,000	1,002,000	1,217,110	1,114,671	3,212,000	3,240,000	3,953,000	3,863,657	3,180,681
British Straits Settlements	2,729,000	3,398,000	2,468,000	3,062,258	2,702,114	5,271,000	4,421,000	4,034,000	5,767,563	5,314,126
China	54,810,000	52,618,000	57,397,000	67,992,041	63,783,961	67,986,000	98,682,000	117,780,000	106,019,426	77,745,792
Corea	6,401,000	6,451,000	8,293,000	16,371,512	13,718,419	20,390,000	26,019,000	25,210,000	32,792,476	30,273,171
Dutch India	17,912,000	14,830,000	23,520,000	22,039,470	23,965,360	1,082,000	1,233,000	1,394,000	2,261,312	2,123,577
Egypt	2,476,000	1,670,000	1,397,000	3,457,204	5,073,380	419,000	284,000	373,000	386,300	616,329
France	3,331,000	3,129,000	4,197,000	7,023,357	5,246,442	36,320,000	27,227,000	40,289,000	42,532,655	33,745,755
Germany	28,697,000	42,680,000	12,500,000	47,667,742	46,278,616	4,104,000	4,360,000	8,396,000	11,255,619	7,975,815
Holland	8,000	14,000	1,233,000	19,320	12,938	2,241,000	1,876,000	2,758,000	3,468,677	3,179,683
Hawaii	500,000	874,000	685,000	1,204,396	1,019,837	433,000	162,000	236,000	266,805	431,032
Hong-Kong	1,195,000	1,299,000	1,233,000	820,610	1,115,530	28,160,000	20,215,000	27,061,000	24,381,732	18,338,739
Italy	674,000	502,000	638,000	942,871	693,485	12,071,000	8,095,000	11,808,000	13,770,735	11,387,429
Norway and Sweden	661,000	2,271,000	1,324,000	2,171,245	1,735,383	9,000	12,000	6,000	11,763	11,581
Philippine Islands	2,463,000	1,433,000	1,433,000	2,159,178	1,623,147	1,676,000	1,364,000	1,375,000	1,795,726	2,358,713
Russia	6,524,000	2,756,000	1,448,000	1,830,536	1,448,000	81,000	1,720,000	10,572,000	5,509,283	5,743,175
Siam	5,786,000	4,587,000	3,191,000	2,738,695	2,687,796	159,000	103,000	255,000	338,390	2,308,895
Switzerland	1,969,000	4,480,000	3,116,866	3,116,866	2,688,818	580,000	12,000	23,000	64,225	46,365
United States	58,116,000	101,287,000	69,949,000	80,697,362	77,636,566	101,251,000	94,009,000	125,964,000	131,101,015	121,996,586
Other Countries	20,092,000	11,473,000	13,851,000	15,326,681	14,490,002	1,464,000	1,707,000	2,627,000	3,293,574	3,336,182
Totals merchandise	371,361,000	488,538,000	418,784,000	494,467,346	436,257,462	319,261,000	321,534,000	423,755,000	432,412,873	378,245,673
Coin and bullion	33,947,000	31,507,000	47,211,000	8,256,503	17,544,486	107,796,000	16,355,000	25,784,000	18,759,285	3,772,502
Grand totals	405,308,000	520,045,000	465,995,000	502,723,849	453,801,948	427,057,000	337,889,000	449,539,000	451,172,158	382,018,175

SESSIONAL PAPER No. 10f

Pipes and tubes.....	Kin.	19,958,971	1,373,301	32,387,181	2,158,299	29,518,758	2,150,312	39,417,080	3,457,699	37,211,480	3,266,478
Plates and sheets.....	"	131,844,334	5,730,561	121,225,788	5,430,632	157,241,546	7,544,558	104,495,072	4,833,873
Tinned plates and sheets	"	30,193,671	2,706,769	50,380,044	4,639,215	5,917,912	5,12,091	12,688,695	1,290,987	27,427,780	2,513,747
Other metals:—											
Aluminum.....	"	658,859	539,870	1,263,633	1,096,398	770,184	788,963	1,849,776	1,803,217	763,793	421,913
Copper, pigs, ingots and slabs.....	"	503,413	219,869	5,332,618	1,900,476	483,660	109,792	238,738	60,400	329,476	78,270
Lead, pigs, ingots and slabs.....	"	10,608,239	808,096	16,295,638	1,295,670	14,839,091	1,455,807	7,362,528	853,098	11,276,799	977,127
Nickel.....	"	778,528	723,302	1,267,558	1,177,642	716,631	666,466	481,973	444,476	887,722	844,615
Zinc or spelter.....	"	3,777,916	542,901	13,797,989	2,178,414	3,663,301	619,877	2,477,510	425,640	3,682,469	528,653
Blocks, ingots and slabs	"	8,126,454	1,116,440	9,741,372	1,753,472	6,954,296	1,886,948	7,825,660	1,577,172	7,222,285	1,208,661
Plates and sheets.....	"
Metal manufactures:—											
Insulated electric wire.....	"	36,129,878	1,960,655	42,813,263	2,609,471	41,512,963	2,620,914	49,842,628	3,548,357	49,823,643	1,867,129
Iron nails.....	"	3,122,213
Materials for buildings, bridges, &c.....	"	2,635,872	191,324	7,158,046	577,899	9,582,103	904,123	24,594,463	2,178,887	47,805,247	3,868,167
Oils, fats and waxes:—											
Oil, kerosene or petroleum. Galls.	"	81,671,801	18,201,490	58,703,309	12,061,261	59,428,008	12,826,893	70,165,626	14,324,800	72,207,833	13,105,290
Paraffin wax.....	"	12,211,188	1,262,885	7,960,650	1,108,344	10,501,778	1,635,736	9,731,077	1,494,321	12,858,454	2,063,427
Ores and minerals:—											
Coal and coke.....	"	626,711	274,663	1,618,297	683,034	2,006,943	880,272	2,044,236	909,557	3,174,168	1,238,536
Iron ore.....	"	659,910	923,230	1,482,198	2,436,830	1,938,344	3,889,834	2,158,003	3,900,251	2,002,212	3,350,958
Phosphoric.....	"
Paper and manufactures:—											
Books.....	"
Printing paper.....	"	8,938,734	975,978	19,499,981	1,886,133	21,881,392	2,271,563	36,037,299	3,407,111	26,453,233	2,549,675
Paper, other.....	"	3,312,953
Skins, hair, bone, horn, tusk, shell, &c.:—											
Furs.....	"	794,964	915,079	873,386	1,165,438	97,712	55,236	93,873	74,981	84,716	48,479
Hides and skins.....	"	7,745,410	2,422,957	6,182,172	2,201,326	5,180,392	1,589,956	7,917,462	2,565,139	5,375,869	1,659,211
Leather, sole.....	"	3,936,568	2,612,091	11,790,876	3,368,173	1,487,176	1,198,109	2,564,583	2,186,624	1,669,738	1,266,069
" all other.....	"	2,248,292	1,752,874	5,722,855	5,682,168	1,379,349	1,824,802	1,276,677	1,746,996	1,252,281	1,609,168
Sugar.....	"	4,128,085	23,093,177	2,168,473	13,706,188	3,786,127	23,725,974	3,290,385	19,864,456	3,323,541	19,604,638
Textile fabrics and mfrs. of:—											
Cotton tissues.....	"
Linon and hemp tissues	"
Silk tissues.....	"	755,897	397,239	471,724	483,574	442,126	1,269,863	848,789	2,691,409	529,617	848,789
Woolen tissues.....	"
Other textile fabrics.....	"
Vessels, scientific instruments and machinery:—											
Machinery.....	"
Scientific instruments.....	"	9,882,000	903,889	3,590,150	13,909,569	7,040,324	18,287,693	5,492,629	4,151,913	27,699,012	34,271,634
Vehicles and vessels.....	"	3,424,825
Yarns, threads, twine, cord- age and materials of:—											
Cotton, raw, ginned.....	"	2,546,082	71,466,844	4,182,554	109,260,157	2,956,974	81,293,860	4,012,143	114,034,725	3,114,690	88,713,480

JAPAN.

Total Quantities and Values of the Principle Articles Imported for Consumption (Merchandise only), &c. — *Continued.*

ARTICLES.	1904.		1905.		1906.		1907.		1908.	
	Quantity.	Value. Gold Yen.	Quantity.	Value. Gold Yen.	Quantity.	Value. Gold Yen.	Quantity.	Value. Gold Yen.	Quantity.	Value. Gold Yen.
Yarns, threads, &c. — <i>Con.</i>										
Cotton, threads..... Kim.	487,051	476,675	632,960	628,703	354,783	815,579	346,427	361,950	356,954	423,912
" Yarns..... "	537,712	343,290	2,235,025	1,701,866	5,652,999	4,656,342	1,783,536	2,020,304	1,365,332	1,395,760
Hemp, jute and manilla										
Hemp..... "	16,351,503	2,262,258	20,465,486	3,117,043	19,827,619	2,936,001	21,344,985	3,293,996	16,129,475	2,218,339
Woolen yarns..... "	2,653,596	2,912,712	4,372,639	5,130,399	1,321,776	2,439,588	2,953,200	5,053,229	3,072,639	4,822,810
Wool, raw..... "	16,010,977	9,971,055	10,369,105	8,347,568	9,845,959	9,174,328	17,038,929	14,353,457	6,914,454	6,850,177
Miscellaneous:—										
Cement..... Kim.	717,925	11,901	1,202,198	22,695	713,635	9,905	75,677,568	1,337,253	27,513,679	427,070
Explosives.....		513,306		377,154		607,320		845,886		546,694
Manures and fertilizers.....				14,517,494		18,908,776		25,822,812		28,357,137
Soap.....		369,311		483,191		538,288		769,255		632,993
Wood.....		597,805		1,281,375		1,325,859		2,306,398		1,384,477
Total value of principal and other articles imported.....		371,361,000		488,538,017		418,784,108		494,467,346		436,257,462

SESSIONAL PAPER No. 10f

JAPAN.

Total Quantities and Values of the Principal Articles of Domestic Produce Exported (Merchandise only) during the Years ended December 31, 1904 to 1908, inclusive.

NOTE:—Gold Yen = 49 ⁵/₁₆ cents. Kin = 1.3228 lbs. Picul = 133.3 lbs. Sho = 1.5881 quarts. Ton same as Canadian.

ARTICLES.	1904.		1905.		1906.		1907.		1908.	
	Quantity.	Value.	Quantity.	Value.	Quantity.	Value.	Quantity.	Value.	Quantity.	Value.
		Gold Yen.		Gold Yen.		Gold Yen.		Gold Yen.		Gold Yen.
Alcoholic liquors:—										
Beer.....	6,214,959	755,630	11,757,523	1,377,447	6,470,633	3,122,897	6,705,048	1,329,866	6,391,548	1,207,727
Sake.....	35,612,944	2,444,196	29,155,221	4,982,365	39,021,278	10,767,090	30,684,472	3,888,586	26,662,971	3,329,262
Beverages and comestibles:—										
Tea.....	874,384	12,833,836	1,080,354	10,584,322	1,071,887	9,943,135	973,230	11,153,379	831,170	11,153,379
Marine productions:—										
Beche de mer, dried.....	29,463,184	395,746	15,953,792	549,237	17,596,513	2,759,861	18,557,806	2,913,112	11,930,201	438,864
Fish, dried.....	51,006,374	3,230,126	49,818,253	2,561,088	53,221,444	1,834,484	53,273,769	1,709,338	46,456,206	2,051,087
Seaweed.....	6,655,910	1,246,515	3,074,900	1,301,606	3,722,734	1,449,306	3,890,109	1,444,347	2,106,757	1,356,433
Shell-fish, dried.....		1,577,016		1,101,606		1,449,306		1,444,347		840,960
Other beverages & comestibles:—										
Comestibles in tins and bottles		633,163		1,144,709		1,116,229		1,062,897		998,415
Fruits and nuts.....	2,639,334	541,217	4,168,965	496,938	4,141,789	1,251,546	4,403,581	1,510,958	4,153,091	1,149,265
Soy.....		353,674		882,192		952,340		1,082,851		1,054,435
Vegetables.....		861,336		1,946,947		2,820,913		2,577,193		2,450,120
Vegetables, accessories		4,615,680		5,727,173		9,943,135		11,181,227		8,988,918
Clothing and accessories.....										
Drugs, medicines, dyes and paints.										
Camphor.....	3,140,800	3,168,197	2,284,794	2,566,233	2,656,581	3,632,785	3,057,657	5,026,878	1,807,565	2,063,410
Sulphur.....	42,633,161	930,309	48,991,631	971,921	62,800,730	1,291,911	52,309,424	1,091,389	50,883,719	1,037,496
Other drugs, &c.....		3,761,314		3,775,245		3,825,029		3,589,493		3,022,470
Earthenware, porcelain and glass.		5,143,714		7,517,180		11,111,334		9,331,908		6,457,143
Grain and seeds:—										
Rice.....	771,097	4,724,860	529,185	3,126,989	561,158	3,687,083	502,788	3,664,344	540,087	3,910,243
Peculs.....		564,659		3,230,648		3,923,658		8,585,218		6,804,011
Metals:—										
Copper, ingots and slabs.....	35,984,304	13,370,678	34,040,107	16,048,452	56,079,864	25,104,955	53,450,776	29,262,693	60,078,734	21,255,013
Metal manufactures.....		3,008,150		3,306,451		3,948,443		3,885,869		3,508,727
Oils and waxes.....		2,813,552		1,833,322		2,627,276		1,907,809		5,811,029
Ores and minerals:—										
Coal and coke.....	2,883,746	11,923,489	2,512,191	11,347,115	2,407,379	15,359,735	2,924,359	19,095,225	2,867,958	18,317,240
Zinc ore.....				261,915		177,896		328,647		190,271
				308,458		256,130		598,918		218,530

JAPAN.

TOTAL Quantities and Values of the Principal Articles of Domestic Produce Exported (Merchandise only), &c.—*Concluded.*

ARTICLES.	1904.		1905.		1906.		1907.		1908.	
	Quantity.	Value. Gold Yen.	Quantity.	Value. Gold Yen.	Quantity.	Value. Gold Yen.	Quantity.	Value. Gold Yen.	Quantity.	Value. Gold Yen.
Paper and mfrs. of.....		2,795,040		4,043,469		6,166,566		5,294,397		4,783,671
Skins, hair, horns, tusks, &c.....		1,565,685		1,319,993		2,211,816		2,231,346		1,818,669
Sugar.....		336,293		4,446,863		11,317,288		2,829,047		3,776,876
Textiles:—										
Cotton tissues.....		7,743,430		11,492,136		15,619,198		16,344,097		14,611,374
Silk.....		37,828,418		30,250,135		35,679,427		31,639,787		30,370,913
Tissues, mfrs. of.....		1,675,995		8,792,423		11,487,994		13,420,326		9,414,260
Tobacco:—										
Cigarettes..... M	981,998	2,512,848	1,750,419	3,692,133	1,054,293	1,773,419	1,271,888	2,055,225	985,247	1,610,354
Other.....		182,171		430,951		204,397		336,252		271,818
Yarns, threads, twines, cordage:—										
Cotton yarns..... Kin.	77,192,453	29,268,456	80,215,088	33,246,462	80,204,406	35,363,526	67,941,393	30,342,914	50,353,065	20,723,671
Silk waste..... "	5,287,737	5,590,730	6,504,536	6,253,164	5,627,450	5,815,149	5,656,123	6,243,305	7,891,257	7,872,465
" raw..... "	9,658,582	88,740,792	7,279,465	71,998,928	10,394,693	110,499,375	9,354,361	116,888,627	11,521,795	108,609,032
Miscellaneous:—										
Bamboo manufactures.....		961,544		900,555		1,072,224		1,084,475		867,273
Braids.....		5,165,612		5,453,981		4,716,538		5,001,830		3,948,217
Brushes.....		892,355		897,847		1,193,718		1,217,134		1,135,499
Fans..... No.	28,097,810	898,476	25,849,240	917,157	32,818,834	1,221,082	33,897,460	1,248,453	19,259,919	833,442
Matches..... Gross.	33,290,631	9,763,860	37,706,025	10,300,792	38,618,512	10,915,905	33,572,100	9,446,582	33,873,964	9,468,602
Matts and matting.....		4,917,358		5,086,937		5,829,643		5,743,279		5,765,053
Soap.....		368,991		676,129		821,653		652,525		596,970
Timber, lumber, &c.....		3,248,899		5,197,220		9,329,359		13,334,811		8,622,497
Umbrellas and parasols... No.	3,081,790	1,447,631	2,736,214	1,582,798	2,653,217	1,792,412	2,588,814	1,613,252	2,613,132	1,517,649
Total value of principal and other articles exported.....		319,261,000		321,533,610		423,754,892		432,412,873		378,245,673

SESSIONAL PAPER No. 10f

MEXICO.

VALUE of the Total Imports and Exports from and to each Principal Country during the Years ended June 30, 1905, to 1909, inclusive. (*Including Coin and Bullion.*)

NOTE.—Peso (imp.)=4s. or 97.3 cts. prior to 1905-6; Peso (exp.)=2s. or 48.6 cts. prior to 1905-6. Peso (imp. and exp.)=49.8 cts. subsequent to 1904-5.

		IMPORTS.					EXPORTS.				
		1906-7.	1907-8.	1908-9.	COUNTRIES.						
1904-5.	1905-6.	Pesos.	Pesos.	Pesos.	1904-5.	1905-6.	1906-7.	1907-8.	1908-9.		
10,460,798	20,181,153	23,451,273	32,744,972	19,780,992	Pesos.	Pesos.	Pesos.	Pesos.	Pesos.		
14,043	23,662	49,377	349,621	32,317	United Kingdom.....	16,719,892	31,874,024	26,214,939	24,132,140		
581,950	1,100,920	1,315,680	1,600,288	1,218,391	Argentina Republic.....	35,239	4,450	925	2,300		
1,440,218	2,538,380	3,127,680	3,242,747	1,904,841	Austria-Hungary.....	23,607	8,660	19,064	6,689		
25,456	278,400	447,676	821,745	1,436,426	Belgium.....	8,375,212	5,308,504	6,036,676	5,806,957		
5,379	5,843	160,532	119,250	297,412	Canada.....	33,501	208,335	187,013	526,175		
116,272	208,212	288,138	207,409	190,660	Chile.....	4,750	1,200	27,108	1,487		
16,970	29,565	16,405	31,314	32,938	China.....	500	796	1,090	15		
113,940	242,205	177,562	136,732	126,595	Colombia.....	1,000	4,028,996	2,061,102	1,610,586		
149,119	94,864	95,976	144,979	131,776	Cuba.....	3,875,470	50	200	500		
8,555,326	16,171,928	17,317,063	19,780,208	12,358,748	Ecuador.....	720	8,054,973	12,393,830	11,009,970		
9,836,217	20,668,732	24,036,958	28,320,773	17,135,786	France.....	5,905,746	20,523,156	22,380,241	12,859,011		
24,926	98,978	8,505	8,850	19,180	Germany.....	15,719,865	482,471	457,581	481,670		
278,514	607,939	563,779	547,014	447,718	Guatemala.....	593,349	528,378	44,510	15,760		
425,783	1,262,831	1,157,536	1,022,690	977,436	Holland.....	81,425	49,426		
801,999	1,201,553	1,876,459	1,921,671	1,800,037	India.....	24,125	53,224		
111,217	142,807	723,803	936,236	582,909	Italy.....	10,000	48,956	28,731		
114,706	245,456	351,775	351,775	390,691	Japan.....		
3,740,929	7,592,987	7,937,986	7,592,317	5,185,577	Norway.....	20	5,987		
153,840	173,547	571,662	576,213	328,877	Spain.....	1,934,316	2,988,411	2,331,667	1,228,303		
402,565	911,980	935,873	1,411,304	839,313	Sweden.....	480	450		
48,377,530	145,541,633	146,392,384	118,001,986	90,537,050	Switzerland.....	139,989,419	175,809,124	170,123,587	172,946,292		
39,006	49,618	26,811	17,816	55,534	United States.....	235	50		
335,652	601,542	1,143,832	1,939,554	692,643	Venezuela.....	526,262	465,193	411,462	443,172		
86,122,294	220,004,755	232,229,378	221,757,464	156,304,447	Other countries.....	193,854,717	271,138,869	242,740,261	231,101,795		
					Totals.....	271,138,869	248,015,010	242,740,261	231,101,795		

MEXICO.

Total Quantities and Values of the Principal Articles Imported during the Years ended June 30, 1904 to 1908, inclusive.

NOTE: — Peso (imports) = 4s. 0s. 97.3 cts. prior to 1905.6; Peso = 49.8 cts. subsequent to 1905.5; Kilog = 2.201 lbs.; Litro = 2.199 galls.

Articles.	1903.1.		1904.5.		1905.6.		1906.7.		1907.8.	
	Quantity.	Value.	Quantity.	Value.	Quantity.	Value.	Quantity.	Value.	Quantity.	Value.
Animals living		Pesos.		Pesos.		Pesos.		Pesos.		Pesos.
Arms and explosives:										
Cartridges, loaded or not,										
and percussion caps.....Kilogs.	304,971	271,118	658,255	380,361	556,158	572,355	365,495	485,130	704,033	1,255,891
Dynamite, powder, gun										
cotton and other explosives	3,515,685	702,894	3,056,244	628,532	4,965,671	1,913,681	5,850,150	1,730,069	3,779,947	1,084,297
Firearms of all kinds.....										
.....Kilogs.	44,150,830	406,632	87,477,055	764,821	88,142,199	1,385,295	96,871,857	1,629,718	132,098,761	2,219,536
Chemical and pharmaceutical										
products:										
Alkaline cyanide.....Kilogs.	836,224	262,533	1,084,660	342,330	1,585,542	1,004,292	2,550,124	1,677,871	3,411,584	2,111,890
Calcium carbide....."	344,111	22,568	384,429	23,619	453,333	77,480	788,713	135,600	396,050	127,981
Caustic soda and potash....."	5,932,356	304,733	6,722,867	334,625	7,703,278	742,801	7,358,525	756,110	7,203,845	775,311
Medical drugs, chemical										
and pharmaceutical pro-										
ducts.....Kilogs.	2,562,133	446,175	2,924,921	453,583	3,353,806	1,427,578	3,584,100	1,474,783	3,702,033	1,520,338
Paints and colours.....Kilogs.										
Sulphate or nitrate of pot-										
ash or soda....."	639,374	53,561	677,960	57,254	577,987	97,405	2,879,304	339,922	3,337,466	394,785
Sulphate of copper....."	2,275,601	189,942	2,065,642	181,078	1,900,476	344,421	1,255,374	335,556	1,751,575	400,534
Varnishes....."	213,669	65,874	286,882	93,886	486,701	298,929	582,912	356,567	537,897	346,346
Clay and sand of all kinds,										
fire-clay, rotten-stone, tri-										
poli....."	11,615,988	95,366	11,168,843	61,509	11,846,060	472,674	13,023,682	447,565	11,672,633	605,177
Coke....."	3,263,584	1,288,620	3,296,107	1,088,532	3,634,515	2,639,734	3,571,781	2,603,284	3,673,758	6,952,335
Cork....."										
Cotton:										
Raw, ginned, waste and										
carded.....Kilogs.	14,258,417	3,117,618	18,680,259	4,164,365	6,998,843	3,360,124	630,222	3,698,799	1,802,163	1,004,991

SESSIONAL PAPER No. 10f

Yarn	1,676,810	1,683,491	2,116,411	2,251,875	2,720,286
Manufactures:					
Piece goods	3,136,325	3,449,814	7,336,909	8,896,748	10,771,132
Other info.	1,504,731	1,623,071	3,475,198	3,333,560	4,171,964
Crystals, glass, crockery, porcelain	1,597,122	1,749,070	4,138,155	4,504,551	4,509,023
Flax, hemp, jute, &c.:					
Jute, abaca, manila hemp, pita, ixtle, sisal, raw	3,670,508	261,060	1,024,626	1,087,270	1,047,854
Yarn	287,818	296,646	391,724	401,724	413,095
Manufactures:					
Piece goods	358,016	315,924	683,857	807,827	765,119
Other info.	75,961	85,111	206,788	247,435	252,806
Fruits and vegetables	671,479	806,408	1,577,765	1,816,719	1,758,192
Gloves for incandescent electric lights, switches, &c.	329,500	316,820	379,558	579,360	763,461
Grain and seeds:					
Alimentary seeds and grains (includes wheat)	31,102,941	531,084	3,132,580	3,149,532	960,171
Corn and maize	12,509,769	271,865	1,780,402	2,496,210	972,457
Flour of wheat and other cereals and meals	3,904,439	256,273	648,376	534,912	606,584
Caraway seeds and cocoa	694,528	276,758	673,674	555,489	646,633
Gutta percha					
Articles of gutta percha and celluloid	359,081	353,657	810,582	905,337	1,304,126
Rubber belts for machin- ery	105,789	128,629	311,104	385,008	399,585
Rubber hose	90,269	99,092	201,136	254,690	280,459
Hides and skins, raw	195,873	137,132	161,799	207,333	210,381
Leather:					
Boots and shoes	653,209	1,263,112	3,315,794	3,432,357	3,440,864
Calf-skins, kid, cheamois, patent leather, &c.	291,853	281,708	546,633	695,450	690,135
Leather belting for mach- inery	101,788	155,531	335,022	415,499	362,374
Leather gloves	42,501	52,254	90,337	135,532	111,198
Machinery of all kinds	8,615,704	8,652,780	19,051,580	26,260,552	26,849,983
Metals:					
Copper and alloys of:					
Articles of copper, brass, bronze, white metal	721,228	821,257	2,040,801	2,063,579	2,057,681
Cables with or without copper, &c. cores	65,573	665,977	378,316	1,197,749	850,879
Copper, brass, bronze, white metal wire	361,449	347,616	700,773	859,806	1,571,733
Copper ore, matte, pigs and granulated	1,120,025	1,151,816	3,330,750	2,661,566	2,606,195
Aluminum					
Articles of aluminum					
Aluminum ore					
Aluminum pig					
Aluminum wire					
Aluminum rods					
Aluminum sheets					
Aluminum plates					
Aluminum castings					
Aluminum forgings					
Aluminum wire rods					
Aluminum wire cables					
Aluminum wire mesh					
Aluminum wire cloth					
Aluminum wire fabric					
Aluminum wire gauze					
Aluminum wire netting					
Aluminum wire screen					
Aluminum wire mesh					
Aluminum wire cloth					
Aluminum wire fabric					
Aluminum wire gauze					
Aluminum wire netting					
Aluminum wire screen					
Aluminum wire mesh					
Aluminum wire cloth					
Aluminum wire fabric					
Aluminum wire gauze					
Aluminum wire netting					
Aluminum wire screen					
Aluminum wire mesh					
Aluminum wire cloth					
Aluminum wire fabric					
Aluminum wire gauze					
Aluminum wire netting					
Aluminum wire screen					
Aluminum wire mesh					
Aluminum wire cloth					
Aluminum wire fabric					
Aluminum wire gauze					
Aluminum wire netting					
Aluminum wire screen					
Aluminum wire mesh					
Aluminum wire cloth					
Aluminum wire fabric					
Aluminum wire gauze					
Aluminum wire netting					
Aluminum wire screen					
Aluminum wire mesh					
Aluminum wire cloth					
Aluminum wire fabric					
Aluminum wire gauze					
Aluminum wire netting					
Aluminum wire screen					
Aluminum wire mesh					
Aluminum wire cloth					
Aluminum wire fabric					
Aluminum wire gauze					
Aluminum wire netting					
Aluminum wire screen					
Aluminum wire mesh					
Aluminum wire cloth					
Aluminum wire fabric					
Aluminum wire gauze					
Aluminum wire netting					
Aluminum wire screen					
Aluminum wire mesh					
Aluminum wire cloth					
Aluminum wire fabric					
Aluminum wire gauze					
Aluminum wire netting					
Aluminum wire screen					
Aluminum wire mesh					
Aluminum wire cloth					
Aluminum wire fabric					
Aluminum wire gauze					
Aluminum wire netting					
Aluminum wire screen					
Aluminum wire mesh					
Aluminum wire cloth					
Aluminum wire fabric					
Aluminum wire gauze					
Aluminum wire netting					
Aluminum wire screen					
Aluminum wire mesh					
Aluminum wire cloth					
Aluminum wire fabric					
Aluminum wire gauze					
Aluminum wire netting					
Aluminum wire screen					
Aluminum wire mesh					
Aluminum wire cloth					
Aluminum wire fabric					
Aluminum wire gauze					
Aluminum wire netting					
Aluminum wire screen					
Aluminum wire mesh					
Aluminum wire cloth					
Aluminum wire fabric					
Aluminum wire gauze					
Aluminum wire netting					
Aluminum wire screen					
Aluminum wire mesh					
Aluminum wire cloth					
Aluminum wire fabric					
Aluminum wire gauze					
Aluminum wire netting					
Aluminum wire screen					
Aluminum wire mesh					
Aluminum wire cloth					
Aluminum wire fabric					
Aluminum wire gauze					
Aluminum wire netting					
Aluminum wire screen					
Aluminum wire mesh					
Aluminum wire cloth					
Aluminum wire fabric					
Aluminum wire gauze					
Aluminum wire netting					
Aluminum wire screen					
Aluminum wire mesh					
Aluminum wire cloth					
Aluminum wire fabric					
Aluminum wire gauze					
Aluminum wire netting					
Aluminum wire screen					
Aluminum wire mesh					
Aluminum wire cloth					
Aluminum wire fabric					
Aluminum wire gauze					
Aluminum wire netting					
Aluminum wire screen					
Aluminum wire mesh					
Aluminum wire cloth					
Aluminum wire fabric					
Aluminum wire gauze					
Aluminum wire netting					
Aluminum wire screen					
Aluminum wire mesh					
Aluminum wire cloth					
Aluminum wire fabric					
Aluminum wire gauze					
Aluminum wire netting					
Aluminum wire screen					
Aluminum wire mesh					
Aluminum wire cloth					
Aluminum wire fabric					
Aluminum wire gauze					
Aluminum wire netting					
Aluminum wire screen					
Aluminum wire mesh					
Aluminum wire cloth					
Aluminum wire fabric					
Aluminum wire gauze					
Aluminum wire netting					
Aluminum wire screen					
Aluminum wire mesh					
Aluminum wire cloth					
Aluminum wire fabric					
Aluminum wire gauze					
Aluminum wire netting					
Aluminum wire screen					
Aluminum wire mesh					
Aluminum wire cloth					
Aluminum wire fabric					
Aluminum wire gauze					
Aluminum wire netting					
Aluminum wire screen					
Aluminum wire mesh					
Aluminum wire cloth					
Aluminum wire fabric					
Aluminum wire gauze					
Aluminum wire netting					
Aluminum wire screen					
Aluminum wire mesh					
Aluminum wire cloth					
Aluminum wire fabric					
Aluminum wire gauze					
Aluminum wire netting					
Aluminum wire screen					
Aluminum wire mesh					
Aluminum wire cloth					
Aluminum wire fabric					
Aluminum wire gauze					
Aluminum wire netting					
Aluminum wire screen					
Aluminum wire mesh					
Aluminum wire cloth					
Aluminum wire fabric					
Aluminum wire gauze					
Aluminum wire netting					
Aluminum wire screen					
Aluminum wire mesh					
Aluminum wire cloth					
Aluminum wire fabric					
Aluminum wire gauze					
Aluminum wire netting					
Aluminum wire screen					
Aluminum wire mesh					
Aluminum wire cloth					
Aluminum wire fabric					
Aluminum wire gauze					
Aluminum wire netting					
Aluminum wire screen					
Aluminum wire mesh					
Aluminum wire cloth					
Aluminum wire fabric					
Aluminum wire gauze					
Aluminum wire netting					
Aluminum wire screen					
Aluminum wire mesh					
Aluminum wire cloth					

MEXICO.

TOTAL Quantities and Values of the Principal Articles of Imported, &c.—Concluded.

ARTICLES.	1903-4.		1904-5.		1905-6.		1906-7.		1907-8.	
	Quantity.	Value.	Quantity.	Value.	Quantity.	Value.	Quantity.	Value.	Quantity.	Value.
Metals—<i>Com.</i>		Pesos.		Pesos.		Pesos.		Pesos.		Pesos.
Gold, silver, platinum:										
Coin, gold and silver, of any country.....		1,764,003		3,588,369		42,212,342		23,883,487		3,364,049
Gold, silver, platinum ore, ingots, dust.....		356		9,514		32,493		1,022,159		38,183
Jewellery.....		361,088		966,441		606,035		799,415		826,195
Iron and steel:										
Articles of iron and steel, tinned, nicked, coated with copper, brass, painted or galvanized..... Kilogs										
Beams, joists, columns, frames, brackets &c.....	5,058,982	1,275,031	4,847,350	1,403,969	7,148,446	3,963,905	8,339,155	4,829,021	7,604,888	4,787,519
Bars, rounds, square, flat, channel, angle, T, iron.....	8,792,161	557,123	7,679,959	476,091	5,392,217	682,883	7,711,875	940,070	9,229,261	1,309,265
Piping and tubing.....	17,532,396	1,076,983	19,302,376	1,314,870	20,500,884	2,535,968	29,038,765	3,483,119	31,650,268	4,064,658
Smooth sheets, corrugated roofing, even if painted, &c.....	14,584,413	800,883	13,572,439	753,980	16,927,767	2,025,239	18,873,375	2,481,222	15,617,756	2,031,421
Wire.....	13,352,992	681,068	12,545,752	622,018	14,298,492	1,469,985	15,885,284	1,726,212	18,202,903	1,966,781
Rails, points, bolts, &c. for railways.....	82,233,148	2,226,308	53,756,311	1,805,046	94,072,679	5,324,261	91,918,200	5,655,252	96,945,283	7,008,866
Nails, screws, tacks, bolts, nuts, rivets.....	5,401,471	448,594	6,318,175	550,932	5,361,646	981,656	6,759,092	1,276,251	6,616,024	1,291,905
Plows, spades and other agricultural tools.....	2,475,690	384,648	2,439,140	327,562	3,786,831	1,046,067	3,899,807	1,282,237	3,268,086	1,039,818
Tin plate in sheets.....	4,548,403	266,304	5,321,033	317,850	4,446,211	546,626	5,492,202	761,829	5,539,677	810,331
Tin, lead and zinc:										
Ores and metals.....		77,395		124,226		291,067		445,906		426,937
Manufactured articles.....		248,733		256,087		605,090		845,443		907,904
Musical instruments.....		537,870		510,965		1,127,678		1,417,462		1,587,833

SESSIONAL PAPER No. 10f

Sugar Kilogs.	16,313,211	5,717,146	7,019,386	1,164,339	5,685,824	689,612
Tobacco, raw	1,603,412	2,725,362	1,494,722	1,894,830	2,645,551	2,818,133
" manufactured	127,080	463,145	200,253	493,229	183,751	501,634
Vanilla	98,334	2,283,673	1,157,395	2,662,266	108,971	1,907,061
Wood, fine cabinet		1,951,263	1,691,798	1,977,533		2,024,943
Total values of principal and other articles exported	186,726,511	193,854,717	271,138,809	248,018,010		242,740,201

SESSIONAL PAPER No. 10f

NORWAY.

Total Quantities and Values of the Principal Articles Imported (Merchandise only) during the Years ended December 31, 1904 to 1908, inclusive.

NOTE:—Krone=26·8 cents. Klog.=2·204 lbs. Litre = 2·199 galls.

ARTICLES.	1904.		1905.		1906.		1907.		1908.	
	Quantity.	Value.	Quantity.	Value.	Quantity.	Value.	Quantity.	Value.	Quantity.	Value.
		Kroner.		Kroner.		Kroner.		Kroner.		Kroner.
Animals:—										
Cattle.....	No.	1,694,000		2,297,000	10,710	1,770,800	9,718	1,561,100	13,482	2,171,800
Horses.....	"	72,000		82,000	206	100,600	222	108,300	283	139,700
Other.....	"									
Butter.....	Kilogs.	293,000	435,000	155,000	300,000	428,000	38,400	41,300	161,200	261,200
Cement.....	"	12,845,000	385,000	13,797,000	333,000	356,100	16,646,780	568,000	44,990,660	1,529,700
Cheese.....	"	284,000	341,000	262,000	314,000	342,400	276,490	387,100	267,850	348,200
Clocks and watches.....	"					883,600		1,097,200		1,132,100
Coal, coke and cinders 1,000 kilogs.		22,289,000	20,400,000	1,513,000	20,400,000	21,901,000	1,749,446	30,281,700	2,072,481	31,821,500
Cocoa.....	Kilogs.	583,000	751,000	615,000	806,000	718,049	1,088,300	1,357,900	615,682	842,400
Coffee.....	"	10,756,000	7,740,000	11,475,000	9,180,000	12,814,000	9,995,000	8,764,300	12,331,520	9,125,300
Cotton:—										
Raw.....	Kilogs.	2,857,000	3,199,000	3,026,000	2,653,000	3,311,000	3,311,000	3,512,600	3,837,750	3,897,800
Yarn.....	"	1,229,000	2,298,000	1,533,000	2,602,000	1,545,000	2,828,000	3,442,900	1,533,323	2,879,200
Manufactures.....	"	3,448,000	7,826,000	2,775,000	8,983,000	2,823,600	3,517,000	11,068,800	2,846,637	10,315,300
Dyes and paints.....	"						2,327,600	2,504,800		2,754,200
Earthenware and stoneware.....	"						1,252,400	1,604,900		1,568,900
Fish.....	"						5,775,200	4,995,300		3,290,700
Flax, hemp and jute:—										
Raw.....	Kilogs.	4,722,000	2,303,000	4,606,000	2,377,000	5,902,600	3,617,000	3,488,200	5,709,890	3,163,300
Yarn.....	"					1,106,183	1,954,300	2,239,200	1,107,164	1,353,700
Manufactures.....	"	1,856,000	1,794,000	1,636,000	1,703,000	1,594,000	1,773,000	1,645,461	2,123,280	2,063,100
Fruits.....	"						3,291,500	4,343,700		4,315,600
Glass and glassware.....	"						766,300	885,700		944,000
Grain and grain products:—										
Barley.....	Kilogs.	123,178,000	10,439,000	124,826,000	11,979,000	107,392,000	10,769,000	12,136,730	109,264,850	13,393,600
Corn or maize.....	"	14,063,000	1,277,000	13,703,000	1,329,000	18,120,800	1,667,100	5,137,800	20,303,450	2,274,000
Oats.....	"	8,207,000	821,000	11,709,000	1,171,000	953,940	102,100	1,919,500	16,261,540	1,931,400
Rye.....	"	229,778,000	22,157,000	224,406,000	24,037,000	232,648,000	24,228,000	196,993,720	204,087,050	27,177,300
Rye meal.....	"	32,121,000	3,887,000	44,775,000	5,769,000	20,479,000	2,630,000	4,229,500	28,062,360	4,561,300
Wheat.....	"	23,648,000	3,311,000	19,902,000	2,657,000	20,844,000	2,731,000	15,002,280	22,555,440	3,608,900

9-10 EDWARD VII., A. 1910

NORWAY.

TOTAL Quantities and Values of the Principal Articles of Merchandise Imported, &c.—Concluded.

ARTICLES.	1904.		1905.		1906.		1907.		1908.	
	Quantity.	Value.	Quantity.	Value.	Quantity.	Value.	Quantity.	Value.	Quantity.	Value.
Grain and grain products— <i>Cont.</i>										
Wheat meal	36,449,000	6,743,000	38,314,000	6,667,000	42,051,000	7,023,000	50,196,750	47,38,100	56,250,630	11,250,200
Grease, tallow, &c.	10,111,000	6,583,000	10,645,000	7,981,000	11,721,730	9,182,000	10,825,670	8,504,400	10,888,000	9,956,200
Gutta percha, crude					166,563	689,600	227,316	954,700	229,247	917,000
" manufactures						1,622,200		1,673,400		1,943,400
Hides and skins	4,246,000	7,458,000	4,869,000	8,504,000	5,650,000	10,727,000	5,273,383	9,721,000	5,781,187	10,618,100
Lard	3,395,000	1,932,000	3,578,000	2,004,000	3,790,510	3,032,400	3,007,510	2,466,200	3,127,880	2,940,200
Machinery and locomotives						7,683,000		8,793,000		15,322,300
Manures	27,810,000	1,219,000	33,533,000	1,327,000	40,072,609	1,547,700	45,681,972	1,917,800	41,496,870	1,905,700
Meats—Bacon and hams	4,288,000	2,892,000	4,475,000	3,151,000	5,250,270	4,188,400	4,768,670	3,829,000	4,009,490	3,138,900
Other meats	5,615,000	2,330,000	5,692,000	2,041,000	5,424,476	2,768,800	4,871,893	2,573,400	5,871,687	2,901,600
Metals:—										
Unwrought—										
Iron and steel	78,151,000	8,629,000	92,208,000	10,289,000	97,199,000	12,311,500	105,458,990	13,956,800	109,150,830	13,079,800
Other metals					5,441,664	4,268,200	7,510,519	4,942,800	5,106,039	3,317,800
Wrought and wares—										
Copper						2,565,800		3,116,300		3,185,700
Iron and steel		17,632,000		17,118,000		18,002,200		18,353,700		17,393,500
Other metals						990,500		1,217,300		1,608,000
Musical instruments						433,600		605,800		607,700
Oilcake and oilcake meal	16,749,000	2,010,000	20,274,000	2,484,000	17,379,900	2,259,500	18,707,820	2,619,100	14,846,385	2,754,200
Oils:—						821,700		2,102,100		2,615,200
Cotton seed		283,000		628,000	1,867,500	1,250,500	3,115,480	1,246,200	5,230,450	958,000
Fish	1,132,000	225,000	629,000	566,000	3,789,280	1,143,500	1,281,860	1,217,800	1,778,600	1,843,800
Olive	332,000	4,044,000	43,860,000	3,202,000	41,560,910	3,430,100	44,230,810	3,669,000	64,680,080	5,977,800
Petroleum						4,019,400		2,544,000		2,204,900
Paper		1,768,001		1,723,000	5,965,340	984,000	7,275,590	1,114,200	7,768,654	1,225,500
Rice and sago					167,208,200	2,057,800	163,458,400	2,124,300	177,348,700	2,128,200
Salt:—						12,793,861		15,948,200		19,461,983
Other sorts						9,432,012		2,123,100		2,104,400
Seeds						25,279,200		20,663,900		2,843,800
Ships		15,761,000		14,045,000		2,019,600		2,055,700		9,845,500
Silk manufactures						2,019,600		2,592,800		2,668,400
Spirits, brandy	1,307,000	2,142,000	1,269,000	1,797,000	1,367,000	1,945,000	1,463,337	2,071,200	1,641,000	2,306,200
Sugar:—						5,382,000		5,738,400		6,469,500
Raw	24,015,000	5,524,000	25,314,000	6,582,000	25,630,000	5,382,000	27,325,950	5,738,400	28,128,210	6,469,500

SESSIONAL PAPER No. 10f

Refined..... Kilogs.	10,777,000	3,018,000	10,063,000	3,019,000	10,822,000	2,706,000	12,178,520	3,044,600	11,367,970	3,063,400
Sulphur and flowers of sulphur.....	12,181,000	1,218,000	10,240,000	10,024,000	11,463,110	1,146,500	11,411,740	1,027,000	12,281,020	1,105,300
Syrup.....	12,496,000	1,496,000	12,045,000	1,445,000	13,657,483	1,636,700	13,954,194	1,815,800	11,030,812	1,546,500
Tobacco:— Unmanufactured.....	1,295,000	1,424,000	1,341,000	1,610,000	1,582,010	1,898,400	1,758,020	2,198,300	1,654,920	2,118,300
Manufactured.....	140,525	1,482,500	154,957	1,313,800	150,237	1,306,700
Vegetables.....	698,200	497,400	639,500
Wines..... Litres.	1,945,000	1,884,000	1,940,000	1,954,000	2,389,000	2,553,000	2,593,036	2,933,700	2,505,393	2,879,300
Wood and manufactures of Wood:—	11,573,500	8,336,700	6,356,800
Raw..... Kilogs.	1,166,000	2,914,000	1,399,000	3,639,000	1,547,000	4,333,000	1,546,070	4,174,400	1,740,140	3,828,300
Yarn.....	1,057,000	4,018,000	925,000	3,707,000	964,000	4,388,000	953,279	4,433,000	988,368	3,738,400
Manufactures.....	1,264,000	9,223,000	1,169,000	8,509,000	1,264,000	9,528,000	1,330,070	10,493,100	1,290,430	9,879,500
Total value of principal and other articles imported.....	292,147,400	312,336,300	343,524,300	385,707,800	376,129,200

NORWAY.

TOTAL Quantities and Values of the Principal Articles of Domestic Produce Exported (Merchandise only) during the Years ended December 31, 1904 to 1908, inclusive.

NOTE:—Krone=26·8 cents. Kilog=2·204 lbs. Hectolitre=21·499 galls. Cub. Metre=35·34 cub. feet.

ARTICLES.	1904.		1905.		1906.		1907.		1908.	
	Quantity.	Value.	Quantity.	Value.	Quantity.	Value.	Quantity.	Value.	Quantity.	Value.
Animals—										
Horses.....	846	Kroner. 403,000	758	Kroner. 341,000	896	Kroner. 358,400	622	Kroner. 248,800	448	Kroner. 179,200
Other.....										
Brain.....	40,208,000	2,855,000	27,071,000	2,166,000	28,328,840	2,258,300	32,455,070	3,164,400	30,674,040	2,852,700
Butter.....	2,304,000	3,449,000	2,456,000	3,849,000	2,243,000	3,297,000	2,059,580	3,069,400	2,263,120	3,850,100
Calcium carbide.....	5,258,000	947,000	8,320,000	1,498,000	11,340,000	1,815,000	22,591,000	4,066,400	36,865,150	5,903,200
Cotton manufactures.....		301,000		445,000		624,000		578,300		607,400
Earthenware and glassware.....						762,600		739,400		439,700
Fish.....										
Anchovies.....	29,117	560,000	25,368	725,000	31,232	889,000	21,788	780,100	29,328	954,400
Cod, dried or split.....	47,771,000	24,833,000	46,521,000	26,051,000	53,697	31,108,000	51,831,160	29,117,800	61,427,610	30,438,000
Fish roes.....	3,931,000	1,807,000	4,908,000	2,434,000	5,391,000	1,265,000	5,602,320	1,237,200	7,733,040	1,739,900
Fresh fish.....		4,444,000		5,090,000		6,275,000		7,714,500		5,114,200
Lobsters.....	767,000	652,000	788,000	828,000	914,000	914,000	1,313,398	1,313,400	986,259	986,300
Salted fish, herring.....	677,336	9,028,000	612,453	9,871,000	633,638	9,988,000	801,418	8,741,900	637,288	5,418,000
" other.....		4,012,000		5,067,000		5,156,000		5,454,000		6,103,500
Hides and skins—										
Calf.....	582,000	1,455,000	489,000	1,369,000	421,000	1,304,600	852,550	2,301,900	940,740	2,131,600
Seal.....	299,000	191,000	232,000	140,000	154,000	132,800	183,626	183,600	268,556	214,800
Other.....						4,068,400		3,376,600		2,998,500
Ice.....		635,000		769,000		1,307,000	497,165,550	610,500	542,015,700	1,004,800
Machinery.....		384,000		757,000		619,200		607,000		397,800
Manures.....	6,104,000	732,000	8,581,000	832,000	11,218,990	1,218,300	9,793,860	1,188,700	16,034,430	2,099,200
Matches, lucifer.....	3,023,000	1,149,000	3,207,000	1,219,000	3,627,000	1,378,000	3,749,870	1,462,400	4,226,140	1,648,200
Metals.....										
Unwrought.....					21,319,966	4,072,000	24,484,269	5,799,300	17,638,522	3,123,500
Wrought and wares—										
Iron—										
Nails.....	7,477,000	1,967,000	8,725,000	2,010,000	6,787,000	1,503,900	5,878,740	1,270,900	4,839,490	1,046,900
Other.....						421,000		547,900		657,300
Other metals.....						31,600		12,500		44,600
Milk, condensed.....	11,181,000	6,511,000	11,961,000	6,521,000	11,719,770	6,279,800	11,194,350	6,018,900	12,183,120	7,102,300

PHILIPPINE ISLANDS.
 Total Quantities and Values of the Principal Articles of Merchandise Imported, &c.—*Continued.*

ARTICLES.	1904-5.		1905-6.		1906-7.		1907-8.		1908-9.	
	Quantity.	Value. %	Quantity.	Value. %	Quantity.	Value. %	Quantity.	Value. %	Quantity.	Value. %
Metals <i>Con.</i>										
Iron and steel, mfrs. of.		2,646,126		1,796,650		2,544,983		2,164,707		1,533,475
Lead and mfrs. of.		21,300		21,473		29,645		35,232		16,463
Tin		46,133		46,133		57,777		49,631		53,784
Zinc		21,222		19,319		16,440		130,978		116,575
Miscellaneous		73,121		61,363		100,919				
Musical instruments		39,694		36,716		68,165		60,461		108,392
Oils		974,128		553,333		1,092,099		1,025,901		831,686
Paints, pigments and colours		162,181		138,359		129,477		125,224		130,941
Paper and mfrs. of.		515,061		469,977		508,754		526,434		457,543
Provisions—										
Meats—										
Beef products		510,279		438,635		259,660		479,557		852,461
Hog "		465,055		350,835		383,646		356,212		445,763
Other "		1,167,086		1,267,811		1,128,833		175,319		245,677
Dairy products—										
Butter		392,221		310,244		404,148		334,781		129,270
Cheese		380,927		376,105		358,093		354,947		425,521
Condensed milk		3,018,676		3,776,761		284,495		4,147,413		406,607
Other (milk fresh)		8,557		34,879		69,630		81,669		47,283
Silk and mfrs. of.		480,726		372,097		421,995		534,611		497,595
Soap		44,419		47,642		51,594		70,296		68,174
Spirits		269,706		199,525		218,967		240,226		277,524
Sugar and molasses		187,218		133,414		146,768		134,975		163,607
Tobacco and mfrs. of.		14,890		23,657		29,733		34,871		38,294
Vegetables		521,082		458,628		637,027		502,306		567,015
Wines		193,088		173,380		195,808		195,211		188,528
Wood and mfrs. of.		601,839		492,297		418,970		393,974		349,210
Wool		183,460		179,767		150,184		170,968		143,351
All other articles		1,890,554		1,840,367		1,961,333		2,110,765		2,172,708
Total imports (mdsc).		30,876,350		25,799,266		28,785,855		30,918,357		27,792,397

SESSIONAL PAPER No. 10f

PHILIPPINE ISLANDS.

TOTAL Quantities and Values of the Principal Articles of Merchandise Exported during the Years ended June 30, 1905 to 1909.

ARTICLES.	1904-5.		1905-6.		1906-7.		1907-8.		1908-9.	
	Quantity.	Value.	Quantity.	Value.	Quantity.	Value.	Quantity.	Value.	Quantity.	Value.
		\$		\$		\$		\$		\$
Fibres, vegetable and mfrs. of:—										
Hemp, Manila	128,564	22,146,241	110,399	19,446,769	112,895	21,085,081	114,003	17,311,758	147,621	15,833,577
Other		80,765		38,744		84,338		108,047		47,818
Fish	239,165	12,601	792,976	89,524	518,099	38,800	736,172	62,330	460,460	47,145
Fruits and nuts:—										
Copra	82,797,227	2,095,355	145,851,913	4,043,115	108,296,130	4,053,193	168,473,499	5,461,680	232,728,116	6,657,740
Gums and resins		74,690		80,597		129,448		120,671		88,881
Hats	392,543	127,127	412,681	175,392	645,651	295,960	472,730	170,050	483,038	168,522
Hides and skin, not fur		14,931		14,920		15,168		194,107		223,853
Magney	1,878	188,219	2,277	219,054	2,810	253,977	1,922	39,357	3,215	37,529
Metals		64,205		79,551		169,152		451,114		245,938
Oils		100,445		132,755		168,648		154,897		147,997
Shells		117,164		106,436		147,147				
Sugar and molasses:—										
Sugar, raw or brown	250,542,682	4,977,026	277,280,222	4,863,865	265,295,684	3,934,460	334,482,900	5,664,666	247,752,186	4,373,338
Other		3,060		4,398		238				
Tobacco:—										
Unmanufactured	16,278,116	1,005,524	21,359,892	1,458,658	29,910,788	1,957,488	23,187,224	1,581,623	23,561,853	1,662,269
Manufactured:—										
Cigars		971,177		904,250		1,051,621		1,084,196		1,083,703
Other		22,492		26,982		120,085		48,727		46,282
All other articles		351,623		240,424		318,553		363,344		329,471
Total exports (mdse)		32,352,615		31,917,134		33,713,357		32,816,567		30,993,563

SESSIONAL PAPER No. 10f

PORTO RICO.

Total Quantities and Values of the Principal Articles of Merchandise Imported during the Years ended June 30,
1905 to 1909, inclusive.

Articles.	1904-5.		1905-6.		1906-7.		1907-8.		1908-9.	
	Quantity.	Value.	Quantity.	Value.	Quantity.	Value.	Quantity.	Value.	Quantity.	Value.
		¥		¥		¥		¥		¥
Agricultural implements.....		333,480		43,379		17,083		19,611		
Animals.....		13,212		52,633		98,508		27,861		
Breadstuffs.....		1,281,252		1,423,110		1,706,190		1,706,182		
Bricks.....		12,570		23,612		21,422		18,488		
Cars, carriages, &c.....		141,921		363,413		613,720		563,829		
Cement.....		61,723		88,822		187,730		293,297		
Chemicals, drugs and dyes.....		216,921		282,563		408,857		421,785		
Clocks and watches.....		3,870		10,111		18,326		12,821		
Coal.....		199,285		190,452		202,421		290,711		
Copper, mfrs. of.....		21,731		40,379		51,203		31,369		
Cotton.....		2,403,171		2,563,108		3,861,341		3,075,253		
Fertilizers.....		290,653		380,468		309,899		245,657		
Fish.....		246,169		322,998		496,856		360,312		
Fruits and nuts.....		746,379		1,029,635		953,090		1,035,085		
Furniture, of metal.....		66,852		81,715		130,751		127,672		
Glass and glassware.....		22,992		27,160		42,443		88,910		
India rubber, mfrs. of.....		69,605		86,992		136,112		112,899		
Instruments, scientific.....		30,780		52,205		67,157		55,826		
Iron and steel, mfrs. of.....		47,726		88,860		152,410		163,979		
Lamps, chandeliers, &c.....		1,776,335		3,102,706		4,394,176		3,681,380		
Leather and mfrs. of.....		13,658		22,249		31,522		37,590		
Meat and dairy products.....		419,287		531,481		1,003,016		760,002		
Oils, mineral.....		1,699,353		2,013,030		2,639,839		2,824,132		
Paper.....		144,407		180,671		249,182		280,541		
Rice.....		213,411		224,072		284,588		304,505		
Soy.....		2,513,389		3,333,986		4,171,438		3,560,528		
Spirits, &c.....		262,733		317,537		326,458		373,354		
Spirits, distilled.....		195,409		177,768		235,369		216,106		
Wines.....		20,965		26,372		41,836		48,349		
Wines, Sugar, molasses and confectionery.....		48,791		148,781		219,177		192,313		
		193,866		251,170		411,288		397,889		

Details not to hand.

PORTO RICO.

TOTAL Quantities and Values of the Principal Articles of Merchandise Imported, &c.—*Concluded.*

ARTICLES.	1905-5.		1905-6.		1906-7.		1907-8.		1908-9.	
	Quantity.	Value. \$	Quantity.	Value. \$	Quantity.	Value. \$	Quantity.	Value. \$	Quantity.	Value. \$
Tobacco and mfrs. of.....		172,600		368,485		503,622		315,081		
Vegetables.....		305,340		506,813		725,091		649,011		
Wood and mfrs. of.....		659,474		933,538		1,613,308		1,285,930		
Wool, mfrs. of.....		147,133		158,403		325,776		141,947		
Foreign merchandise from U.S.....		586,613		575,890		365,820		317,010		
All other articles.....		1,366,706		1,470,396		2,081,568		1,916,751		
Total imports.....		16,536,259		21,827,665		29,267,172		25,825,665		25,544,326

SESSIONAL PAPER No. 10f

PORTO RICO.

Total Quantities and Values of the Principal Articles of Domestic Produce (Merchandise only) Exported during the Years ended June 30, 1905 to 1909, inclusive.

ARTICLES.	1904-5.		1905-6.		1906-7.		1907-8.		1908-9.	
	Quantity	Value.	Quantity.	Value.	Quantity.	Value.	Quantity.	Value.	Quantity.	Value.
Animals:—Cattle.....		\$ 206,655		\$ 190,679		\$ 4,971		\$ 600		\$
Horses and mules.....		73,917		22,329		6,586		17,270		11,147
Corn.....		29,456		11,892		716		4,304,669		64,677
Coffee.....		2,141,069		3,481,102		4,693,004		630,720		172,779
Cotton, Sea Island.....		138,386		217,735		469,312		98,203		41,535
Fruits:—Oranges.....		125,422		295,633		64,831		296,704		6,486
" Pineapples.....						63,519		71,852		881
" " canned.....				165,039		7,386		206,704		162,476
Grapefruits.....		130,473				174,957		6,486		18,690,504
Coconuts.....						3,737		267,184		8,776
All other fruits.....						88,045		1,635,579		3,414,140
Hides.....		86,196		116,139		192,991		360,476		291,852
Rum, alcohol, &c.....		3,788		462		597,428		402,669		402,669
Straw hats.....		102,241		117,049		14,770,682		18,690,504		
Sugar:—Brown.....		11,025,801		14,184,667		14,770,682		18,690,504		
" Molasses.....		576,125		553,830		597,428		267,184		
Tallow.....		12,253		16,489		10,811		8,776		
Tobacco:—Leaf.....		437,882		480,007		1,149,622		1,635,579		
" Stems.....						91,436		360,476		
Cigars.....		2,152,051		3,074,296		4,241,410		3,414,140		
Cigarettes.....		9,360		11,707		21,498		291,852		
All other domestic articles.....		97,330		216,472		285,708		402,669		
Total exports of domestic articles.....		18,248,948		23,116,068		26,961,617		30,601,619		30,339,936
Total exports of foreign merchandise.....		469,617		141,462		31,683		42,851		51,289
Grand total exports.....		18,709,565		23,257,530		26,996,300		30,644,470		30,391,225

Details not to hand.

PORTUGAL.

VALUE of the Total Imports for Consumption of Exports and Domestic Produce (Merchandise only) from and to each Principal Country during the Years ended December 31, 1903 to 1907, inclusive.

NOTE:—Milreis \$1.08.

		EXPORTS.					IMPORTS.				
		COUNTRIES.					COUNTRIES.				
		1903.	1904.	1905.	1906.	1907.	1903.	1904.	1905.	1906.	1907.
		Milreis.	Milreis.	Milreis.	Milreis.	Milreis.	Milreis.	Milreis.	Milreis.	Milreis.	Milreis.
		17,426,000	18,149,000	17,077,000	6,994,000	8,038,000	17,426,000	18,149,000	17,077,000	6,994,000	8,038,000
		1,043,000	893,000	931,000	836,000	747,000	1,043,000	893,000	931,000	836,000	747,000
		2,906,000	2,646,000	2,448,000	5,009,000	5,078,000	2,906,000	2,646,000	2,448,000	5,009,000	5,078,000
		3,692,000	2,127,000	1,972,000	256,000	258,000	3,692,000	2,127,000	1,972,000	256,000	258,000
		299,000	305,000	285,000	258,000	258,000	299,000	305,000	285,000	258,000	258,000
		5,606,000	6,000,000	6,085,000	928,000	928,000	5,606,000	6,000,000	6,085,000	928,000	928,000
		9,885,000	10,453,000	9,607,000	2,040,000	2,040,000	9,885,000	10,453,000	9,607,000	2,040,000	2,040,000
		734,000	870,000	867,000	475,000	475,000	734,000	870,000	867,000	475,000	475,000
		1,165,000	1,258,000	1,044,000	309,000	309,000	1,165,000	1,258,000	1,044,000	309,000	309,000
		1,281,000	1,344,000	1,574,000	313,000	313,000	1,281,000	1,344,000	1,574,000	313,000	313,000
		1,718,000	1,834,000	1,853,000	446,000	446,000	1,718,000	1,834,000	1,853,000	446,000	446,000
		882,000	1,347,000	3,131,000	578,000	578,000	882,000	1,347,000	3,131,000	578,000	578,000
		5,401,000	5,649,000	5,223,000	446,000	446,000	5,401,000	5,649,000	5,223,000	446,000	446,000
		6,169,000	4,425,000	3,468,000	289,000	289,000	6,169,000	4,425,000	3,468,000	289,000	289,000
		1,839,000	4,141,000	5,110,000	30,712,000	30,712,000	1,839,000	4,141,000	5,110,000	30,712,000	30,712,000
		58,806,000	62,043,000	60,678,000	30,963,000	30,963,000	58,806,000	62,043,000	60,678,000	30,963,000	30,963,000
					61,453,000	61,453,000				61,453,000	61,453,000
					50,392,000	50,392,000				50,392,000	50,392,000
					60,678,000	60,678,000				60,678,000	60,678,000
					61,453,000	61,453,000				61,453,000	61,453,000
					50,392,000	50,392,000				50,392,000	50,392,000
					60,678,000	60,678,000				60,678,000	60,678,000
					61,453,000	61,453,000				61,453,000	61,453,000
					50,392,000	50,392,000				50,392,000	50,392,000
					60,678,000	60,678,000				60,678,000	60,678,000
					61,453,000	61,453,000				61,453,000	61,453,000
					50,392,000	50,392,000				50,392,000	50,392,000
					60,678,000	60,678,000				60,678,000	60,678,000
					61,453,000	61,453,000				61,453,000	61,453,000
					50,392,000	50,392,000				50,392,000	50,392,000
					60,678,000	60,678,000				60,678,000	60,678,000
					61,453,000	61,453,000				61,453,000	61,453,000
					50,392,000	50,392,000				50,392,000	50,392,000
					60,678,000	60,678,000				60,678,000	60,678,000
					61,453,000	61,453,000				61,453,000	61,453,000
					50,392,000	50,392,000				50,392,000	50,392,000
					60,678,000	60,678,000				60,678,000	60,678,000
					61,453,000	61,453,000				61,453,000	61,453,000
					50,392,000	50,392,000				50,392,000	50,392,000
					60,678,000	60,678,000				60,678,000	60,678,000
					61,453,000	61,453,000				61,453,000	61,453,000
					50,392,000	50,392,000				50,392,000	50,392,000
					60,678,000	60,678,000				60,678,000	60,678,000
					61,453,000	61,453,000				61,453,000	61,453,000
					50,392,000	50,392,000				50,392,000	50,392,000
					60,678,000	60,678,000				60,678,000	60,678,000
					61,453,000	61,453,000				61,453,000	61,453,000
					50,392,000	50,392,000				50,392,000	50,392,000
					60,678,000	60,678,000				60,678,000	60,678,000
					61,453,000	61,453,000				61,453,000	61,453,000
					50,392,000	50,392,000				50,392,000	50,392,000
					60,678,000	60,678,000				60,678,000	60,678,000
					61,453,000	61,453,000				61,453,000	61,453,000
					50,392,000	50,392,000				50,392,000	50,392,000
					60,678,000	60,678,000				60,678,000	60,678,000
					61,453,000	61,453,000				61,453,000	61,453,000
					50,392,000	50,392,000				50,392,000	50,392,000
					60,678,000	60,678,000				60,678,000	60,678,000
					61,453,000	61,453,000				61,453,000	61,453,000
					50,392,000	50,392,000				50,392,000	50,392,000
					60,678,000	60,678,000				60,678,000	60,678,000
					61,453,000	61,453,000				61,453,000	61,453,000
					50,392,000	50,392,000				50,392,000	50,392,000
					60,678,000	60,678,000				60,678,000	60,678,000
					61,453,000	61,453,000				61,453,000	61,453,000
					50,392,000	50,392,000				50,392,000	50,392,000
					60,678,000	60,678,000				60,678,000	60,678,000
					61,453,000	61,453,000				61,453,000	61,453,000
					50,392,000	50,392,000				50,392,000	50,392,000
					60,678,000	60,678,000				60,678,000	60,678,000
					61,453,000	61,453,000				61,453,000	61,453,000
					50,392,000	50,392,000				50,392,000	50,392,000
					60,678,000	60,678,000				60,678,000	60,678,000
					61,453,000	61,453,000				61,453,000	61,453,000
					50,392,000	50,392,000				50,392,000	50,392,000
					60,678,000	60,678,000				60,678,000	60,678,000
					61,453,000	61,453,000				61,453,000	61,453,000
					50,392,000	50,392,000				50,392,000	50,392,000
					60,678,000	60,678,000				60,678,000	60,678,000
					61,453,000	61,453,000				61,453,000	61,453,000
					50,392,000	50,392,000				50,392,000	50,392,000
					60,678,000	60,678,000				60,678,000	60,678,000
					61,453,000	61,453,000				61,453,000	61,453,000
					50,392,000	50,392,000				50,392,000	50,392,000
					60,678,000	60,678,000				60,678,000	60,678,000
					61,453,000	61,453,000				61,453,000	61,453,000
					50,392,000	50,392,000				50,392,000	50,392,000
					60,678,000	60,678,000				60,678,000	60,678,000
					61,453,000	61,453,000				61,453,000	61,453,000
					50,392,000	50,392,000				50,392,000	50,392,000
					60,678,000	60,678,000				60,678,000	60,678,000
					61,453,000	61,453,000				61,453,000	61,453,000
					50,392,000	50,392,000				50,392,000	50,392,000
					60,678,000	60,678,000				60,678,000	60,678,000
					61,453,000	61,453,000				61,453,000	61,453,000
					50,392,000	50,392,000				50,392,000	50,392,000
					60,678,000	60,678,000				60,678,000	60,678,000
					61,453,000	61,453,000				61,453,000	61,453,000
					50,392,000	50,392,000				50,392,000	50,392

SESSIONAL PAPER No. 10F

PORTUGAL.

TOTAL Quantities and Values of the Principal Articles Imported for Consumption during the Years ended December 31, 1903 to 1907, inclusive.

NOTE:—Milreis—\$1.08. Kilog—2.204 lbs.

ARTICLES.	1903.		1904.		1905.		1906.		1907.	
	Quantity.	Value.	Quantity.	Value.	Quantity.	Value.	Quantity.	Value.	Quantity.	Value.
Animals, living—										
Cattle and pigs.....	125,757	1,759,000	80,651	1,355,000	93,298	1,543,000	76,244	1,335,000	68,215	1,203,000
Horses and mules.....	18,749	1,045,000	18,939	1,712,000	19,210	1,030,000	15,870	865,000	12,583	866,000
Butter (including margarine).....	75,000	38,000	66,000	32,000	32,000	16,000	16,000	16,000	16,000	16,000
Coal.....	918,000	4,060,000	939,000	3,830,000	914,000	3,416,000	1,060,000	3,950,000	1,158,000	4,267,000
Codfish.....	2,994,000	3,325,000	2,415,351	3,262,000	2,222,375	3,035,000	2,639,475	3,636,000	2,891,120	3,753,000
Coffee, raw.....	14,252,000	671,000	2,915,000	652,000	2,968,000	659,000	3,102,000	691,000	3,171,000	685,000
Cotton, raw.....	332,000	3,005,000	14,932,000	4,817,000	16,061,000	3,070,000	13,013,000	3,123,000	15,151,000	4,329,000
" yarn.....	2,890,000	430,000	327,000	410,000	381,000	436,000	398,000	428,000	357,000	436,000
" manufactures.....	7,48,000	3,042,000	803,000	2,790,000	2,606,000	2,753,000	2,774,000	3,005,000	2,976,000	2,997,000
Grain—Wheat.....	3,057,000	1,317,000	2,775,000	3,715,000	1,272,000	3,107,000	1,049,000	4,231,000	262,000	1,033,000
Hides, raw and dried.....	49,705,000	1,721,000	52,320,000	1,452,000	1,995,000	861,000	2,432,000	1,318,000	2,316,000	1,124,000
Iron, wrought and cast.....	2,297,000	508,000	2,184,000	491,000	2,069,000	1,359,000	51,293,000	1,613,000	53,731,000	1,662,000
Linen, hemp and jute yarns.....	103,000	181,000	105,000	191,000	111,000	205,000	126,000	215,000	116,000	208,000
Machinery and apparatus (including locomotives and parts thereof)—										
Agricultural machinery.....	940,000	173,000	698,000	109,000	884,000	112,000	1,044,000	153,000	1,035,000	165,000
Sewing machines.....	548,000	232,000	575,000	233,000	524,000	290,000	640,000	184,000	624,000	170,000
Engines—Steam, gas, &c.....	630,000	251,000	878,000	252,000	748,000	1,090,000	1,130,000	280,000	1,316,000	278,000
All other sorts of machinery and apparatus.....	3,757,000	1,401,000	4,371,000	1,241,000	4,169,000	1,089,000	5,166,000	1,180,000	6,310,000	1,629,000
Oil—Naphtha and other illuminating oils.....	17,343,000	365,000	14,765,000	465,000	15,993,000	475,000	16,523,000	503,000	17,944,000	530,000
Paper and mfrs. of (including books, &c.).....	181,737	1,290,000	251,807	1,624,000	242,443	780,000	228,914	737,000	248,305	793,000
Silk, raw and mfrs. of (including half silk).....	311,916	1,156,000	328,885	1,227,000	317,556	1,263,000	327,004	1,257,000	339,968	1,601,000
Sugar, raw and refined.....	4,318	877,000	3,370	740,000	6,068	760,000	5,677	1,084,000	3,827	2,499,000
Wood staves.....	4,515,000	1,667,000	3,441,000	1,334,000	2,476,000	1,001,000	2,035,000	961,000	2,390,000	1,111,000
Wool, raw.....	397,000	1,223,000	358,000	1,129,000	373,000	1,073,000	365,000	1,043,000	353,000	1,091,000
" manufactures.....										
Total value of principal and other articles imported.....		58,806,000		62,043,000		60,478,000		60,392,000		61,453,000

PORTUGAL.

TOTAL. Quantities and Values of the Principal Articles of Domestic Produce Exported (Merchandise only) during the Years ended December 31, 1903, to 1907, inclusive.

NOTE 1.—Milreis. \$1.08. Kilog 2.204 lbs. Hectolitre .21.99 galls.

ARTICLES.	1903.		1904.		1905.		1906.		1907.	
	Quantity.	Value.	Quantity.	Value.	Quantity.	Value.	Quantity.	Value.	Quantity.	Value.
		Milreis.		Milreis.		Milreis.		Milreis.		Milreis.
Animals living—										
Horses, mules and asses.....	49,385	1,436,000	47,908	1,918,000	56,864	1,305,000	45,383	1,111,000	40,390	1,240,000
All other.....	1,703,375	2,787,000	1,977,999	3,112,000	1,110,717	1,812,000	1,637,691	2,572,000	3,233,062	2,506,000
Copper ore.....	397,765	1,084,000	463,732	1,099,000	380,921	1,069,000	377,099	1,161,000	37,958	1,225,000
Cork, in the rough and in sheets.....	307,619	2,691,000	349,000	2,797,000	274,654	2,446,000	381,344	2,982,000	405,648	3,095,000
" manufactured as stoppers.....	3,745,000	890,000	3,577,000	923,000	3,603,000	918,000	3,828,000	961,000	4,218,000	3,689,000
Cotton, manufactures of.....	2,541,000	1,625,000	3,188,000	1,840,000	2,504,000	1,489,000	2,360,000	1,316,000	1,838,000	1,171,000
Fish, fresh and preserved—										
Sardines, fresh or salted.....	3,472,000	198,000	4,297,000	226,000	5,555,000	261,000	6,383,000	6,471,000	6,471,000	327,000
" " in tin or preserved.....	14,932,000	1,428,000	14,108,000	1,312,000	15,698,000	1,493,000	19,172,000	17,233,000	17,204,000	1,568,000
All other (including fish in oil, &c.).....	4,271,000	440,000	3,825,000	388,000	5,441,000	422,000	5,609,000	5,111,000	3,247,000	375,000
Fruits—Figs, dried.....	54,256	185,000	69,636	295,000	42,142	147,000	69,413	171,000	26,498	95,000
Oranges.....	10,714	23,000	4,863	9,000	10,311	17,000	5,858	9,000	3,885,000	7,000
Pine apples.....	993,000	983,000	983,000	296,000	1,270,000	381,000	1,031,000	313,000	1,128,000	339,000
Hides and skins, raw.....	895,000	186,000	1,391,000	265,000	1,502,000	299,000	1,638,000	334,000	1,447,000	242,000
Iron, manufactures of.....	799,000	92,000	852,000	97,000	739,000	97,000	833,000	92,000	1,048,000	120,000
Oil, olive.....	32,575	560,000	27,084	490,000	30,649	513,000	18,982	397,000	26,726	571,000
Onions.....	151,184	187,000	123,642	127,000	131,725	116,000	91,808	97,000	89,044	92,000
Potatoes.....	29,070,000	299,000	15,297,000	237,000	14,236,000	221,000	14,395,000	232,000	12,042,000	185,000
Salt.....	112,296	120,000	100,823	107,000	81,855	87,000	106,678	114,000	117,821	126,000
Wines—Port.....	256,361	5,334,000	215,861	4,636,000	235,211	5,027,000	263,616	5,558,000	245,112	5,296,000
Macleria.....	26,404	793,000	24,980	752,000	27,487	829,000	25,158	740,000	24,253	517,000
Other.....	496,850	4,010,000	488,505	4,049,000	637,574	4,613,000	619,711	4,259,000	641,000	4,416,000
Wool, raw.....	1,121,000	155,000	1,063,000	145,000	1,190,000	151,000	1,571,000	177,000	757,000	91,000
Total value of principal and other articles exported.....	30,603,000	30,712,000	29,869,000	30,593,000	30,410,000

SESSIONAL PAPER No. 10f

ROUMANIA.

VALUE of the Total Imports and Exports (Merchandise only) from and to each Principal Country during the Years ended December 31, 1903 to 1907, inclusive.

NOTE:—Leu = 19·3 cents.

		IMPORTS.					EXPORTS.				
		1903.	1904.	1905.	1906.	1907.	1903.	1904.	1905.	1906.	1907.
		Leu.	Leu.	Leu.	Leu.	Leu.	Leu.	Leu.	Leu.	Leu.	Leu.
	COUNTRIES.										
	United Kingdom	43,105,000	45,054,000	50,837,000	62,681,000	69,880,640	31,302,000	25,619,000	31,488,000	32,553,000	86,286,559
	Austria-Hungary	74,382,000	92,946,000	96,098,000	119,388,000	103,272,097	49,192,000	52,754,000	41,693,000	31,878,000	32,730,331
	Belgium	5,673,000	7,181,000	7,498,000	10,732,000	14,036,162	171,039,000	70,499,000	146,864,000	152,493,000	134,060,790
	Bulgaria	2,695,000	3,873,000	3,418,000	2,530,000	1,468,390	2,985,000	5,554,000	6,614,000	3,927,000	3,010,563
	France	16,294,000	17,810,000	16,748,000	19,413,000	20,374,514	10,311,000	8,659,000	18,551,000	28,175,000	32,423,813
	Germany	78,447,000	91,785,000	91,473,000	142,264,000	147,582,629	14,588,000	19,005,000	33,075,000	23,780,000	56,078,360
	Greece	2,982,000	2,838,000	1,654,000	945,000	612,622	1,139,000	1,457,000	2,411,000	1,056,000	497,706
	Holland	3,845,000	5,651,000	5,121,000	3,597,000	5,534,207	28,865,000	34,818,000	83,400,000	54,840,000	91,728,582
	Italy	14,193,000	16,204,000	14,524,000	18,212,000	20,548,638	27,025,000	21,615,000	47,193,000	91,274,000	44,366,079
	Russia	8,652,000	8,139,000	8,937,000	10,336,000	9,439,308	6,115,000	6,636,000	3,807,000	2,723,000	5,703,378
	Switzerland	517,000	442,000	310,000	328,000	662,927	1,112,000	1,004,000	847,000	724,000	898,136
	Turkey (including Egypt)	5,587,000	6,456,000	6,236,000	7,493,000	6,491,025	349,000	35,000	35,000	214,000	49,630
	Other countries	10,892,000	9,290,000	12,902,000	15,861,000	18,610,733	10,625,000	7,828,000	15,097,000	30,781,000	35,246,516
	Totals	2,660,000	3,753,000	21,782,000	8,334,000	9,984,153	355,630,000	261,872,000	457,101,000	491,369,000	554,018,631

ROUMANIA.

Total Quantities and Values of the Principal Articles Imported (Merchandise only) during the Years ended December 31, 1903 to 1907, inclusive.

NOTE:—Leu 19 3 cents. Kilog 2.204 lbs.

ARTICLES.	1903.		1904.		1905.		1906.		1907.	
	Quantity.	Value.	Quantity.	Value.	Quantity.	Value.	Quantity.	Value.	Quantity.	Value.
		Lei.		Lei.		Lei.		Lei.		Lei.
Cool and coke..... Kilogs	177,160,000	5,087,000	167,838,000	4,837,000	169,958,000	4,913,000	184,016,000	5,684,000	345,723,375	10,575,788
Coffee.....	2,206,000	2,206,000	1,837,000	1,837,000	2,385,000	2,385,000	2,586,000	2,586,000	2,279,799	2,279,799
Cotton yarns, mixed.....	5,276,000	4,486,000	5,386,000	9,631,000	6,454,000	11,616,000	6,289,000	13,506,000	5,515,262	11,382,000
Cotton piece goods of pure cotton— Bleached or dyed in one colour.....	1,880,000	7,351,000	1,987,000	7,781,000	2,542,000	10,028,000	2,809,000	11,744,000	2,446,618	9,808,071
Printed or woven from dyed yarn.....	4,163,000	25,043,000	5,364,000	29,853,000	4,813,000	26,797,000	5,985,000	26,738,000	5,647,043	24,669,678
Grana, tereba, wares, combined with other materials.....	356,000	5,484,000	260,000	3,927,000	307,000	4,650,000	405,000	2,853,000	490,501	3,405,275
Jute, manufactures of, coarse.....	3,560,000	3,173,000	2,804,000	2,433,000	4,316,000	3,857,000	6,073,000	3,851,000	5,653,000	3,600,000
Ironware, coarse.....	1,108,000	420,000	2,562,000	896,000	3,139,000	1,113,000	3,533,000	2,024,000	4,381,000	2,437,000
Machines and machinery, of iron or steel (including steam engines).....	19,633,000	17,416,000	22,136,000	20,633,000	35,343,000	33,171,000	30,311,000	38,926,000	31,115,852	44,281,000
Oil: Olive.....	3,916,000	4,307,000	3,623,000	3,985,000	3,450,000	3,796,000	4,992,000	4,622,000	4,965,143	4,610,118
".....	1,292,000	607,000	1,483,000	728,000	1,324,000	787,000	1,062,000	863,000	1,166,000	514,000
Oxide of lead, zinc, &c.....	3,582,000	831,000	3,232,000	829,000	3,600,000	934,000	4,365,000	941,000	3,636,000	794,000
Soda, caustic, including carbonate and bi-carbonate of soda.....	39,836	1,992,000	41,245	2,062,000	37,374	1,869,000	19,903	1,384,000	961	65,380
Silk, tissues of, mixed with other materials.....	31,229	2,570,000	34,805	2,611,000	37,087	2,707,000	42,366	3,933,000	39,064	3,506,000
Silk, tissues of, pure, or mixed with threads of gold or silver.....	153,000	51,000	117,000	40,000	129,000	44,000	57,000	20,000	30,317	10,611
Sugar, refined.....	1,330,000	19,808,000	1,578,000	23,661,000	1,163,000	17,431,000	1,993,000	23,829,000	1,831,000	22,590,000
Wool, manufactures of, fine, 500 gram- mes or less to the square metre.....	478,000	3,848,000	522,000	4,190,000	578,000	4,632,000	533,000	4,214,000	497,000	3,895,000
Wool, manufactures of, medium fine from 500 to 700 grammes to the square metre.....	89,270	2,591,000	71,196	2,070,000	77,445	2,266,000	59,274	1,390,000	38,706	910,000
Woollen clothing.....										
Total value of principal and other articles imported.....		269,924,000		311,372,000		337,838,000		422,114,000		430,509,115

SESSIONAL PAPER No. 10f

ROUMANIA.

TOTAL Quantities and Values of the Principal Articles Exported (Merchandise on y) during the Years ended December 31, 1903 to 1907, inclusive.

Note:—Leu=19·3 cents. Kilog=2·204 lbs.

ARTICLES.	1903.		1904.		1905.		1906.		1907.	
	Quantity.	Value.	Quantity.	Value.	Quantity.	Value.	Quantity.	Value.	Quantity.	Value.
		Lei.		Lei.		Lei.		Lei.		Lei.
Cattle (excluding smaller cattle)	12,417	2,732,000	17,306	3,807,000	6,044	1,330,000	2,344	565,000	3,432	807,200
Grain—										
Barley (including malt) Kilog	374,268,000	35,930,000	211,729,000	21,490,000	310,718,000	38,744,000	470,734,000	49,306,000	357,042,937	50,801,866
Maize	780,473,000	75,000,000	458,206,000	45,142,000	36,604,000	5,107,000	603,431,000	65,774,000	1,389,717,823	166,766,139
Rye	125,391,000	12,539,000	45,277,000	4,806,000	169,532,000	21,933,000	184,783,000	20,419,000	106,278,510	17,004,562
Wheat	833,124,000	105,806,000	710,520,000	108,710,000	1,716,381,000	251,342,000	1,727,783,000	231,523,000	1,151,424,391	207,256,390
Flour of wheat	24,676,000	4,935,000	12,082,000	2,691,000	43,073,000	9,907,000	66,260,000	14,577,000	49,510,540	10,892,318
Hides, raw	679,000	1,351,000	476,000	1,884,000	1,774,000	3,352,000	1,320,900	2,353,000	519,976	903,576
Petroleum, raw	57,016,000	1,710,000	48,439,000	1,455,000	51,810,000	1,555,000	53,852,000	1,616,000	76,061,956	2,281,858
Seeds, oleaginous	91,704,000	20,175,000	17,160,000	3,775,000	195,377,000	39,765,000	22,456,000	5,365,000	6,998,374	1,744,326
Wood, for building	294,829,000	16,458,000	296,293,000	16,114,000	297,874,000	2,085,000	298,213,000	24,168,000	268,297,264	1,848,000
Wool, raw, in the grease	1,525,000	1,855,000	1,630,000	2,282,000	2,319,000	3,217,000	2,212,000	2,762,000	1,154,417	1,396,419
Total value of principal and other articles exported		355,630,000		261,872,000		457,101,000		491,360,000		554,018,631

RUSSIA.

VALUE of the Total Imports for Consumption and Exports of Domestic Produce (Merchandise only) from and to each Principal Country during the Years ended December 31, 1903 to 1907, inclusive.

NOTE:—Rouble=51.5 cents.

IMPORTS.						EXPORTS.					
COUNTRIES.						COUNTRIES.					
1903.	1904.	1905.	1906.	1907.		1903.	1904.	1905.	1906.	1907.	
Roubles.	Roubles.	Roubles.	Roubles.	Roubles.		Roubles.	Roubles.	Roubles.	Roubles.	Roubles.	Roubles.
113,870,000	103,391,000	97,416,000	105,726,000	114,935,000	United Kingdom.....	218,196,000	230,424,000	249,206,000	225,447,000	228,504,000	
27,668,000	21,429,000	19,653,000	21,357,000	24,108,000 Austria-Hungary.....	36,897,000	40,599,000	45,660,000	45,045,000	42,626,000	
5,945,000	6,649,000	7,376,000	7,209,000	9,030,000 Belgium.....	43,437,000	43,992,000	44,609,000	41,330,000	37,225,000	
56,468,000	52,455,000	60,549,000	97,427,000	89,742,000 China.....	22,441,000	22,972,000	31,588,000	57,530,000	26,440,000	
5,812,000	6,601,000	4,131,000	6,437,000	5,915,000 Denmark.....	27,391,000	30,379,000	23,382,000	30,772,000	29,913,000	
9,616,000	9,074,000	10,057,000	10,705,000	14,866,000 East Indies.....	7,863,000	5,327,000	577,000	277,000	454,000	
16,216,000	16,066,000	8,882,000	12,219,000	12,262,000 Egypt.....	5,121,000	4,896,000	2,820,000	2,552,000	3,424,000	
22,616,000	24,516,000	26,764,060	31,983,000	29,137,000 Finland.....	46,653,000	46,323,000	39,007,000	47,277,000	49,659,000	
27,913,000	26,548,000	26,131,000	28,717,000	29,420,000 France.....	76,198,000	61,782,000	64,405,000	76,506,000	73,414,000	
211,897,000	228,155,000	240,411,000	298,422,000	337,367,000 Germany.....	233,090,000	231,844,000	235,312,000	284,675,000	291,041,000	
721,000	301,000	789,000	1,144,000	1,153,000 Greece.....	8,582,000	7,471,000	9,742,000	10,391,000	10,411,000	
10,580,000	11,387,000	12,274,000	13,233,000	11,463,000 Holland.....	101,130,000	99,257,000	126,892,000	107,459,000	114,382,000	
11,221,000	9,433,000	10,895,000	10,895,000	13,085,000 Italy.....	56,715,000	52,977,000	62,654,000	51,369,000	34,436,000	
7,397,000	7,688,000	7,653,000	5,983,000	7,897,000 Norway.....	10,986,000	8,331,000	7,870,000	6,344,000	7,464,000	
26,480,000	23,866,000	22,312,000	24,503,000	25,314,000 Persia.....	27,386,000	27,286,000	26,060,000	31,756,000	28,204,000	
1,685,000	1,997,000	1,328,000	844,000	2,079,000 Rumania.....	15,758,000	9,617,000	10,425,000	17,583,000	13,532,000	
3,379,000	2,765,000	2,445,000	1,640,000	2,153,000 Spain.....	4,196,000	8,486,000	19,516,000	8,028,000	2,401,000	
4,743,000	4,967,000	4,787,000	6,547,000	11,669,000 Sweden.....	10,330,000	11,222,000	11,421,000	9,580,000	8,362,000	
7,384,000	7,368,000	6,727,000	7,826,000	7,218,000 Turkey.....	18,834,000	25,309,000	15,866,000	15,242,000	19,319,000	
63,167,000	62,926,000	40,836,000	47,450,000	55,588,000 United States.....	5,355,000	4,302,000	3,546,000	5,712,000	8,414,000	
23,522,000	22,793,000	25,103,000	60,423,000	42,972,000 Other countries.....	24,680,000	29,937,000	26,796,000	18,912,000	23,325,000	
681,670,000	651,403,000	635,087,000	800,630,000	847,365,000	Totals.....	1,091,179,000	1,006,384,000	1,077,325,000	1,094,886,000	1,053,010,000	

RUSSIA.

Total Quantities and Values of the Principal Articles of Merchandise Imported &c.—*Continued.*

ARTICLES.	1903.		1904.		1905.		1906.		1907.	
	Quantity.	Value. Roubles.	Quantity.	Value. Roubles.	Quantity.	Value. Roubles.	Quantity.	Value. Roubles.	Quantity.	Value. Roubles.
Metal wires: Iron, steel, tin, &c.	1,133,000	27,961,000	1,111,000	29,019,000	1,010,000	34,548,000	1,092,000	43,781,000	978,000	39,253,000
Coils, other than mineral	6,892,000	6,023,000	5,616,000	5,884,000	5,842,000	5,515,000	5,911,000	5,312,000	6,071,000	5,390,000
Plants and seeds	4,493,000	13,142,000	4,351,000	9,310,000	4,907,000	12,778,000	5,841,000	11,791,000	6,071,000	14,073,000
Rice	74,000	5,806,000	39,000	5,579,000	63,000	6,433,000	79,000	6,518,000	82,000	7,372,000
Silk, raw	2,793	13,366,000	2,365	11,998,000	2,000	11,480,000	3,000	13,265,000	3,000	18,617,000
" yarn or twist		718,000		519,000		443,000		603,000		645,000
" manufactures of (a)	3,674,000	6,871,000	3,669,000	4,807,000	3,254,000	5,662,000	5,747,000	5,887,000	5,669,000	7,662,000
Tea	65,000	48,305,000	60,000	47,393,000	49,000	47,136,000	50,000	77,444,000	48,000	76,578,000
Tobacco, cigars and cigarettes		2,365,000		2,227,000		2,215,000		2,348,000		2,082,000
Watches, clocks, &c.		3,179,000		2,122,000		2,572,000		3,925,000		3,518,000
Wine, in casks		3,989,000		4,761,000		3,887,000		7,058,000		4,432,000
" in bottle, sparkling and other	1,205,000	4,573,000	1,316,000	3,497,000	1,579,000	3,809,000	1,796,000	3,620,000	2,213,000	4,995,000
Wool, raw	1,786,000	29,155,000	1,390,000	15,931,000	1,757,000	22,144,000	426,000	21,546,000	501,000	30,875,000
Woolen yarns	477,000	15,297,000	250,000	8,183,000	313,000	11,427,000	426,000	15,125,000	501,000	18,697,000
Wool, manufactures of (a)		9,132,000		7,691,000		9,112,000		9,854,000		12,682,000
Total value of principal and other articles imported		681,670,000		651,403,000		635,087,000		800,690,000		847,365,000

(a) Except knitted wares, trimmings, lace, embroidery and ready-made clothing.

SESSIONAL PAPER No. 10f

RUSSIA.

TOTAL QUANTITIES AND VALUES OF THE PRINCIPAL ARTICLES OF DOMESTIC PRODUCE EXPORTED (MERCHANDISE ONLY) DURING THE YEARS ENDED DECEMBER 31, 1903 TO 1907, INCLUSIVE.

NOTE:—Rouble=51.5 cents. Foot=36 lbs.

Articles.	1903.			1904.			1905.			1906.			1907.		
	Quantity.	Value.	Roubles.	Quantity.	Value.	Roubles.	Quantity.	Value.	Roubles.	Quantity.	Value.	Roubles.	Quantity.	Value.	Roubles.
Animals:—															
Horses..... No.	71,770	6,566,000		18,339	1,893,000		23,451	2,122,000		122,340	10,669,000		93,882	8,809,000	
Fowls and game..... No.	129,657	9,223,000		108,453	10,214,000		96,086	10,214,000		160,150	11,503,000		129,381	10,375,000	
Cattle, sheep and pigs..... No.	131,000	3,552,000		151,000	3,359,000		133,000	3,106,000		138,000	5,132,000		144,000	3,493,000	
Beards and corn spirit..... No.	131,000	7,850,000		151,000	8,405,000		133,000	2,391,000		138,000	1,886,000		144,000	4,331,000	
Bristles..... Foods.	131,000	4,766,000		151,000	5,151,000		133,000	4,588,000		138,000	4,373,000		144,000	4,331,000	
Butter..... Foods.	131,000	4,766,000		151,000	5,151,000		133,000	4,588,000		138,000	4,373,000		144,000	4,331,000	
Butter (exclusive of margarine).....	2,516,000	32,041,000		2,429,000	29,855,000		2,408,000	31,499,000		3,211,000	44,812,000		3,658,000	47,978,000	
Caviare.....	132,000	2,735,000		125,000	2,801,000		153,000	2,923,000		149,000	2,739,000		128,000	2,138,000	
Clothing, ready-made.....	1,103,000	1,103,000		1,091,000	1,091,000		1,091,000	645,000		1,220,000	1,220,000		1,220,000	1,326,000	
Corn, flour and meal:—															
Wheat..... Foods.	254,449,000	248,391,000		280,884,000	258,404,000		293,834,000	281,864,000		219,995,000	295,686,000		141,674,030	155,756,000	
Rye.....	82,222,000	56,811,000		60,651,000	42,092,000		59,671,000	45,650,000		63,366,000	48,903,000		45,164,000	44,827,000	
Barley.....	145,619,060	86,485,000		151,888,060	85,988,000		138,263,000	88,725,000		118,810,000	100,548,000		132,665,000	111,362,000	
Oats.....	59,517,000	40,727,000		54,062,000	36,787,000		127,327,000	90,468,000		69,544,000	51,471,000		294,137,000	22,678,000	
Maize.....	39,310,000	22,662,000		28,895,000	16,723,000		11,432,000	8,031,000		15,321,000	9,191,000		59,913,000	41,762,000	
Peas.....	6,331,000	6,143,000		7,132,000	6,827,000		10,710,000	11,758,000		9,814,000	9,719,000		7,957,000	6,993,000	
" of wheat.....	5,567,000	9,389,000		6,362,000	10,413,000		5,319,000	9,341,000		6,142,000	9,777,000		4,043,000	6,785,000	
" of rye.....	10,846,000	10,211,000		11,993,000	11,269,000		7,123,000	6,353,000		7,923,000	7,441,000		6,344,000	8,273,000	
" of barley.....	36,378,000	18,921,000		38,016,000	19,492,000		35,565,000	18,409,000		39,323,000	21,614,000		35,988,000	22,125,000	
" of peas.....	11,089,000	10,476,000		9,277,000	8,987,000		7,454,000	7,904,000		8,720,000	8,523,000		10,497,000	10,630,000	
All other.....	652,028,000	480,219,000		618,811,000	496,988,000		697,591,000	569,103,000		599,758,000	472,873,000		470,382,000	431,192,000	
Totals.....	2,775,051	20,899,000		2,752,762	21,634,000		2,993,552	29,518,000		2,833,171	24,823,000		2,907,625	21,479,000	
Cotton, manufactures of..... M	15,754,000	51,089,000		9,115,000	45,336,000		14,757,000	60,941,000		13,817,000	56,157,000		13,574,000	57,596,000	
Flax, raw..... Foods.	7,138,000	7,138,000		1,646,000	5,339,000		1,787,000	5,613,000		2,161,000	6,637,000		2,299,000	7,115,000	
" tow.....	2,484,000	7,138,000		1,646,000	5,339,000		1,787,000	5,613,000		2,161,000	6,637,000		2,299,000	7,115,000	
Fur and sheep skins.....	8,962,000	8,962,000		10,324,000	10,515,000		10,515,000	17,415,000		17,415,000	17,415,000		17,415,000	16,420,000	

RUSSIA.

TOTAL Quantities and Values of the Principal Articles of Domestic Produce Exported (Merchandise only) — *Concluded.*

ARTICLES	1903.		1904.		1905.		1906.		1907.	
	Quantity.	Value. Roubles.	Quantity.	Value. Roubles.	Quantity.	Value. Roubles.	Quantity.	Value. Roubles.	Quantity.	Value. Roubles.
Hemp, raw.....	2,582,000	9,782,000	2,511,000	9,414,000	2,731,000	9,913,000	2,774,000	10,092,000	3,136,000	13,038,000
Leather and hides, untanned "	960,000	11,848,000	1,225,000	15,708,000	1,146,000	13,342,000	1,700,000	19,758,000	1,156,000	18,282,000
Oil cake	28,480,000	19,802,000	30,025,000	20,285,000	27,065,000	20,090,000	32,007,000	23,781,000	32,236,000	20,225,000
Oil — Illuminating, petro- leum, &c.	108,802,000	52,087,000	112,063,000	59,575,000	57,664,000	29,216,000	40,342,000	24,537,000	44,716,000	29,554,000
Seeds, oleaginous, Lansced.	5,851,000	8,235,000	4,320,000	5,842,000	6,627,000	8,803,000	7,317,000	10,563,000	5,256,000	7,759,000
Rape and kohlrabi.....	3,703,000	2,992,000	3,628,000	2,603,000	1,291,000	1,169,000	1,109,000	1,048,000	1,338,000	1,363,000
Sugar:—										
Refined, in loaves	3,383,000	9,506,000	3,417,000	10,372,500	3,076,000	11,073,000	3,607,000	14,592,000	3,574,000	11,051,000
Other.....	11,582,000	15,071,000	7,628,000	13,390,900	3,048,000	6,396,000	2,320,000	4,918,000	7,417,000	12,283,000
Totals.....	14,965,000	25,177,000	11,045,000	23,762,000	6,118,000	18,069,000	5,927,000	19,510,000	10,991,000	23,336,000
Wood of all sorts.....	66,308,000	73,198,000	70,807,000	98,248,000	107,794,000
Wool, raw, unspan.....	834,000	5,733,000	983,000	6,507,000	898,000	5,745,000	1,177,000	7,488,000	846,000	6,138,000
Total value of principal and other articles exported	1,001,179,000	1,006,384,000	1,077,325,000	1,094,886,000	1,053,010,000

SESSIONAL PAPER No. 10f

SPAIN.

VALUE OF THE TOTAL IMPORTS AND EXPORTS FROM AND TO EACH PRINCIPAL COUNTRY DURING THE YEARS ENDED DECEMBER 31, 1904 TO 1908, INCLUSIVE. (Including Coin and Bullion.)

NOTE:—Peseta = 19·3 cents.

IMPORTS.		COUNTRIES.					EXPORTS.				
1904.	1905.	1906.	1907.	1908.		1901.	1905.	1906.	1907.	1908.	
Pesetas.	Pesetas.	Pesetas.	Pesetas.	Pesetas.		Pesetas.	Pesetas.	Pesetas.	Pesetas.	Pesetas.	
173,292,145	168,075,912	175,388,643	180,754,226		United Kingdom.....	369,725,000	318,099,520	291,538,868	296,473,379		Returns not to hand.
27,730,665	43,926,420	35,696,520	24,061,686		Argentine Republic.....	24,258,875	30,097,323	41,012,024	40,361,345		
8,691,903	6,831,206	6,682,651	8,403,890		Austria-Hungary.....	3,485,661	4,633,523	3,084,159	3,213,727		
34,661,529	27,618,119	28,150,812	26,773,449		Belgium.....	27,194,480	31,637,254	30,911,547	32,071,018		
7,301,056	9,256,083	12,582,136	10,178,345		Brazil.....	1,888,959	1,901,507	1,485,769	2,298,870		
88,954	101,023	2,282,611	145,361		British Possessions in Africa.....			32	690		
5,494,151	5,439,513	6,243,503	8,159,181		British Possessions in America.....	1,985,173	2,773,869	1,658,562	2,389,199		
46,602,049	62,311,325	45,333,965	62,202,436		British Possessions in Asia.....	2,249,821	3,536,585	1,392,752	1,581,485		
1,881,291	16,766,916	7,423,863	480,259		British Possessions in Oceania.....	281,408	107,418	363,591	252,087		
2,975,110	11,653,315	4,326,436	1,007,435		Bulgaria.....		50,165		1,270		
1,953,943	2,044,248	1,539,442	2,888,505		Chile.....	2,673,233	3,542,562	5,984,107	8,290,880		
2,615,287	2,064,290	2,132,694	2,311,165		China.....	63,912	31,262	25,619	8,659		
4,524,017	5,411,517	3,626,919	3,711,512		Cuba.....	80,553,142	73,692,970	60,533,821	63,399,413		
2,167,457	1,976,579	1,187,713	1,630,298		Denmark.....	5,361,081	4,631,000	2,492,986	4,454,465		
3,995,314	3,335,056	4,045,457	2,527,028		Ecuador.....	617,593	677,427	1,017,912	1,069,819		
11,609,109	10,533,712	10,666,685	10,790,099		Egypt.....	108,151	163,261	440,317			
143,430,082	159,607,543	167,971,498	158,019,710		France.....	218,897,685	207,922,006	176,907,636	197,661,497		
93,605,268	85,227,671	92,895,173	98,971,636		Germany.....	11,838,715	36,689,564	47,474,906	59,512,737		
10,005	7,151	16,932	8,406		Gibraltar.....	7,293,100	6,214,265	5,463,190	6,017,758		
1,493,047	1,498,324	1,398,762	519,283		Holland.....	139,409	80,481	192,851	114,859		
11,844,922	11,358,382	12,597,379	15,362,219		India.....	11,610,529	46,276,764	42,805,145	49,611,714		
25,457,379	20,836,117	15,980,773	15,048,627		Japan.....	163,089	32,459	437,451	509,915		
605,836	684,751	670,596	526,278		Mexico.....	163,089	163,089	437,451	509,915		
3,443,224	4,723,696	6,024,031	8,445,571		Morocco.....	13,931,760	17,052,313	31,030,229	18,365,418		
7,604,495	5,172,639	6,091,175	3,970,264		Norway.....	1,119,405	1,071,550	1,108,214	865,910		
14,453,432	15,330,407	16,694,447	17,506,041		Peru.....	2,932,036	2,108,605	1,450,985	2,084,180		
761,131	606,554	1,270,900	2,648,713		Porto Rico.....	255,488	435,511	965,973	800,615		
15,043,333	17,618,130	15,437,110	16,123,183		Philippine Islands.....	10,863,123	12,422,104	10,645,836	11,263,368		
5,554,828	4,609,505	6,717,556	5,574,105		Portugal.....	3,289,731	3,562,290	3,484,808	3,325,416		
43,396,189	38,811,335	49,862,521	48,302,472		Roumania.....	40,169,488	42,355,286	39,400,287	39,784,651		
6,055,159	34,832,612	26,451,666	9,845,625		Roumania.....	11,197		81,580	56,071		

SPAIN.

VALUE of the Total Imports and Exports from and to each Principal Country, &c. — *Concluded.*

IMPORTS.					EXPORTS.				
COUNTRIES.					COUNTRIES.				
1904.	1905.	1906.	1907.	1908.	1904.	1905.	1906.	1907.	1908.
Pesetas.	Pesetas.	Pesetas.	Pesetas.	Pesetas.	Pesetas.	Pesetas.	Pesetas.	Pesetas.	Pesetas.
53,139,164	110,404,364	64,778,749	31,198,222	2,532,640	4,932,478	1,473,262	2,335,854
4,333,254	2,630,991	2,581,454	1,371,948	139,265	60,505	79,688	124,633
9,087,715	8,215,490	8,252,290	11,703,204	1,205,228	1,265,486	1,076,133	1,373,741
18,544,379	17,109,609	16,448,679	16,212,808	917,650	1,374,330	2,088,117	3,073,676
6,673,175	6,415,347	6,512,019	9,320,038	1,266,471	1,412,899	964,258	2,211,030
102,268,733	119,299,981	140,865,792	136,039,010	27,095,696	35,311,188	35,239,434	39,389,779
4,462,496	6,859,173	5,227,626	3,795,285	5,026,163	10,878,375	10,634,879	9,632,371
6,038,136	6,686,271	7,103,012	6,553,559	1,883,037	1,863,494	1,062,378	12,290,630
43,092,833	38,954,293	33,669,024	34,150,065	21,261,075	28,590,965	26,784,658	16,808,906
955,422,482	1,087,681,953	1,056,090,154	997,373,660	956,688,676	993,871,315	937,583,811	991,974,235
Returns not to hand.					Returns not to hand.				
Totals.					Totals.				

SESSIONAL PAPER No. 10f

SPAIN.

Total Quantities and Values of the Principal Articles of Merchandise Imported during the Years ended December 31, 1901 to 1908, inclusive.

NOTE:—Peseta = 19.3 cents. Kilog. = 2.204 lbs. Hectolitre = 21.99 galls. Cub. Metre = 35.31 cub. feet.

ARTICLES.	1904.			1905.			1906.			1907.			1908.		
	Quantity.	Value.	Quantity.	Value.	Quantity.	Value.	Quantity.	Value.	Quantity.	Value.	Quantity.	Value.	Quantity.	Value.	
Animals—		Pescetas.		Pescetas.		Pescetas.		Pescetas.		Pescetas.		Pescetas.		Pescetas.	
Cattle..... No.	20,924	5,808,470	16,410	4,719,210	29,615	11,253,950	16,252	7,352,715	14,384	6,318,685					
Horses..... "	8,494	3,930,950	8,153	5,730,500	10,055	7,529,960	8,280	6,926,000	8,651	7,826,600					
Mules and asses..... "	38,274	8,581,350	40,130	8,325,350	43,722	12,636,500	40,243	12,129,375	42,137	13,668,165					
Pigs and swine..... "	46,365	4,636,500	19,345	1,934,600	42,324	3,597,510	43,593	3,923,370	22,084	2,068,560					
Sheep..... "	431,393	6,470,895	385,015	5,775,225	387,868	10,860,301	308,927	8,619,956	309,916	7,747,900					
Other..... Kilogs.	324,053	1,101,780	314,504	1,069,315	53,878	1,023,283	79,135	1,397,591	106,411	1,826,329					
Carriages and vehicles..... Kilogs.		2,317,280		2,468,368		5,794,747		6,256,852		1,118,835					
Charcoal, firewood and other combustibles..... Kilogs.	29,109,558	2,619,860	33,977,914	3,058,012	25,909,687	2,202,323	27,399,186	3,974,951	30,465,520	2,589,569					
Cheese..... "	1,967,823	4,919,357	1,769,890	4,424,725	1,885,761	4,212,962	1,717,364	3,931,569	1,778,485	4,001,501					
Chemical products..... Kilogs.		20,656,917		20,717,388		22,285,738		21,729,483		22,683,069					
Clocks and watches..... Kilogs.		7,411,182		6,193,001		4,452,804		5,174,925		4,338,631					
Coal..... 1,000 kilogs.	24,129,893	63,926,683	2,206,398	68,398,315	2,199,097	63,775,801	1,888,871	69,143,979	1,940,894	62,107,649					
Coal in the bean, not roasted..... Kilogs.	5,816,359	11,812,200	6,101,712	12,141,007	5,636,824	12,315,197	5,051,776	11,760,675	6,312,603	13,213,072					
Coffee..... Kilogs.	9,979,419	19,955,793	10,924,406	24,818,600	12,938,266	26,236,972	11,295,547	20,333,210	12,416,350	22,351,608					
Coke and briquettes..... Kilogs.	477,181,436	5,492,625	145,288,347	4,503,339	228,101,334	8,211,618	247,045,833	9,387,742	277,781,000	10,559,676					
Colours, dyes and varnishes..... Kilogs.		12,913,796		13,112,896		11,160,505		13,504,893		11,979,590					
Cork and lumps of..... Kilogs.		1,953,616		1,790,949		2,898,637		2,663,979		2,432,923					
Cotton—															
Raw..... Kilogs.	79,499,582	96,584,427	76,372,728	101,630,637	87,033,976	130,582,240	91,588,733	137,386,851	91,932,530	142,414,017					
Yarn..... Kilogs.	430,162	3,660,598	472,729	3,815,265	431,581	3,092,915	386,366	3,825,652	304,852	2,896,659					
Manufactures..... Kilogs.		7,464,533		8,897,307		9,477,194		13,511,350		11,292,657					
Earthenware, chinaware and porcelain..... Kilogs.		3,818,716		3,563,931		2,711,965		3,004,666		3,291,211					
Pages..... Kilogs.	2,223,837	2,446,221	1,857,316	2,043,018	2,636,149	4,014,223	3,563,768	5,345,632	3,689,522	5,534,283					
Electrical machinery and apparatus..... Kilogs.		482,880		611,390		12,657,630		17,768,629		15,273,648					
Feathers..... Kilogs.	16,426		25,522		27,022		15,725		701,847		11,191		884,030		

SPAIN.

Total Quantities and Values of the Principal Articles of Merchandise Imported, &c.—Continued.

ARTICLES.	1904.		1905.		1906.		1907.		1908.	
	Quantity.	Value. Pesetas.	Quantity.	Value. Pesetas.	Quantity.	Value. Pesetas.	Quantity.	Value. Pesetas.	Quantity.	Value. Pesetas.
Fertilizers	199,796,028	39,959,321	205,335,377	41,067,076	287,010,386	25,125,712	248,827,497	31,565,641	266,496,351	42,981,394
Fish—										
Cod and stock fish salted	37,708,792	27,150,330	37,432,478	26,951,384	43,072,462	32,735,070	42,126,717	33,701,374	48,019,385	38,415,508
Fresh	6,972,309	2,788,924	6,959,912	2,783,965	6,121,549	2,081,326	5,062,896	1,721,385	4,531,894	1,517,644
Salted, smoked and pickled	433,692	250,624	586,383	334,238	757,203	340,741	644,246	289,911	604,748	272,137
Flax, hemp and ramie—										
Raw	4,200,660	4,728,917	2,470,740	2,739,580	3,514,035	3,179,681	5,629,355	5,361,889	4,517,597	4,562,692
Yarn	1,819,974	5,316,770	1,911,024	5,622,923	1,953,301	4,317,946	2,140,109	4,670,676	1,610,590	3,488,074
Manufactures	1,474,171	1,555,127	1,555,127	1,555,127	1,555,127	1,237,545	1,064,004	1,064,004	1,064,004	1,099,783
Fruits	2,394,073	2,394,073	1,365,810	546,324	1,575,717	1,244,687	2,058,220	1,625,439	2,133,958	1,685,776
Glass and glassware	5,788,523	5,788,523	3,616,411	3,616,411	3,616,411	4,825,567	4,825,567	5,248,032	5,248,032	5,052,661
Grain—										
Maize	70,113,488	11,573,675	48,363,575	7,980,815	67,261,690	11,431,487	115,630,702	19,657,219	84,332,944	14,336,600
Wheat, chick	222,958,672	52,395,288	884,986,034	207,971,718	525,613,495	5,717,163	18,786,345	10,520,353	14,076,593	7,038,297
Wheat	1,217,468	401,761	58,967,577	13,193,869	14,381,585	4,602,106	61,790	24,522,339	78,986,019	16,587,064
Wheat flour								19,155	15,297	4,742
Gutta-percha, India-rubber and mfrs. of		5,623,996		5,823,025		9,146,461		7,935,953		9,102,483
Hats and caps		874,336		796,063		758,835		751,090		951,910
Hides and skins—										
Tanned	8,100,055	17,415,118	6,402,552	13,894,487	7,838,516	19,364,089	7,838,172	19,291,471	8,341,988	20,402,349
Untanned	419,009	7,154,925	395,152	6,754,872	429,928	8,064,405	403,862	6,666,291	430,138	6,639,206
Horn, whalebone, celluloid, &c., and mfrs. of		1,136,448		1,293,135		883,294		1,924,175		1,457,278
Machinery and apparatus—										
Agricultural		2,911,327		2,126,006		2,425,431		2,703,983		3,778,963
Engines, steam and gas						13,254,950		2,827,707		4,510,451
Fly-wheels of all kinds						539,128		539,128		594,077
Hydraulic motors						421,914		1,016,029		1,074,952
Locomotives		2,596,309		1,638,877		3,650,342		6,296,108		7,952,218

9-10 EDWARD VII., A. 1910

SESSIONAL PAPER No. 10f

Machine tools	818,123	2,996,344	2,484,558
Pumps	690,066	1,648,005	1,466,766
Sewing machines	3,373,509	3,691,369	3,285,241
Other machinery, &c.	30,778,384	26,264,538	30,463,148
Meat—			
Birds, living and dead	4,000,904	4,604,427	4,201,748
and small game.....Kilogs.	3,276,050	2,052,309	1,324,399
Bacon and hams.....			783,668
Metals—			
Copper and alloys thereof	7,744,500	10,665,152	12,852,483
Gold, silver and platinum	3,554,749	2,298,159	2,558,998
Iron and steel—			
Unmanufactured	3,938,557	8,197,551	7,619,458
Manufactured—			
Arms.....	345,372	263,330	323,689
Articles of iron wrought and stamped	6,471,553	6,951,577	7,319,436
Cast iron.....	2,076,081	1,782,674	1,673,896
Hardware.....	8,115,122	8,802,976	5,409,066
Smallwares.....	8,669,572	8,258,939	8,131,797
Wire and mfrs. of.....	1,703,594	1,906,781	2,295,561
Other metals and alloys thereof:			
Tin and ingots.....Kilogs	4,263,989	5,054,127	4,995,925
Other metals and alloys.....Kilogs	4,373,700	2,266,301	2,643,356
Milks, condensed.....Kilogs	302,636	2,749,603	1,900,922
Musical instruments	877,664	1,134,210	1,214,441
Oils—			
Oleonaphtha, mineral lub-ricating oils, vaseline, and mixtures of these products with animal or vegetable oils or fats.....Kilogs	3,551,865	4,497,986	3,644,834
Petroleum and mineral oils.....	12,276,023	5,739,983	6,627,758
Optical, mathematical, scientific, &c., instruments	2,034,657	2,209,562	1,812,348
Paper—			
Pulp for paper making			
cuttings of paper and paper waste.....Kilogs	5,929,683	37,455,833	6,890,660
Cardboard and miscellaneous paper.....	823,598	643,420	597,068
Paper in crude condition	1,939,441	1,367,427	1,517,507
Paper, prepared	775,318	1,948,049	1,371,369
Printed and engraved paper and photographs.....	4,435,823	4,744,646	4,737,683
Wall paper.....	603,165	709,111	602,876

SESSIONAL PAPER No. 10f

Manufactured—									
Furniture	3,825,920	3,305,851	1,214,679	665,083	1,969,307	1,903,662	1,969,307	711,094	
Other wood manufactured	11,135,716	7,643,119	1,504,872	1,903,662	8,728,288	1,903,662	1,969,307	1,780,736	
Wool:—Raw Kilogs	739,736	650,300	8,788,177	254,511	254,511	254,511	254,511	12,713,544	
Manufactures	8,929,317	7,688,163	10,312,388	8,393,677	8,393,677	8,393,677	8,393,677	189,675	
Total value of principal and other articles imported	955,423,482	1,087,661,953	1,656,090,151	997,373,660	997,373,660	997,373,660	997,373,660	7,699,216	

9-10 EDWARD VII., A. 1910

SPAIN.

TOTAL Quantities and Values of the Principal Articles of Merchandise Exported during the Years ended December 31,
1904 to 1908, inclusive.

NOTE:—Peseta=19.3 cents. Kilog=2.204 lbs. Litre=21.99 galls.

ARTICLES.	1904.		1905.		1906.		1907.		1908.		
	Quantity.	Value.	Quantity.	Value.	Quantity.	Value.	Quantity.	Value.	Quantity.	Value.	
Animals:—		Pesetas.		Pesetas.		Pesetas.		Pesetas.		Pesetas.	
Cattle.....	30,172	6,034,400	46,766	9,353,200	45,752	9,150,400	43,970	10,992,500	45,821	11,455,250	
Horses.....	8,465	2,962,750	9,038	3,163,300	8,702	3,480,800	7,833	3,133,200	8,558	3,423,200	
Mules and asses.....	37,791	6,224,425	44,668	6,860,600	37,392	5,933,050	36,250	5,812,500	40,611	6,932,700	
Sheep.....	57,825	809,550	50,836	711,704	49,690	635,660	46,344	643,816	82,383	1,153,362	
Swine.....	52,969	3,707,830	51,188	3,583,160	37,097	2,967,760	39,092	3,127,360	68,014	5,441,120	
Arms.....		6,074,701		7,564,139		9,725,581		6,021,304		6,304,225	
Boots and shoes.....		18,619,904		14,772,480		9,833,356		11,380,496		2,545,936	
Bricks, common, and paving stones.....	8,558,305	1,026,996	13,734,619	1,648,154	14,271,589	1,712,590	16,586,891	1,990,427	13,429,209	1,342,920	
Cement.....	2,852,421	85,573	2,898,048	86,941	6,607,583	198,227	82,983,869	2,489,516	7,230,156	217,905	
Cork.....		36,274,684		39,454,481		44,092,792		50,839,511		43,157,889	
Cotton:—											
Yarn.....	208,886	1,462,202	229,015	1,603,105	237,589	1,653,123	324,084	1,458,378	301,289	1,355,800	
Manufactures.....		37,725,674		50,675,001		44,613,865		56,639,639		53,453,751	
Esparto grass.....	45,451,001	4,999,610	46,281,307	4,430,944	39,506,915	4,345,760	41,762,812	4,593,909	37,997,463	4,179,721	
Fish: Fresh and salted.....		4,520,848		5,268,315		4,239,074		4,430,131		7,042,390	
Preserved.....											
Fruits and nuts:—											
Almonds.....	13,088,405	24,564,900	9,914,425	18,129,491	8,601,024	15,883,859	10,896,377	19,492,170	10,179,788	19,000,242	
Grapes.....	46,724,941	16,353,729	48,504,107	16,976,437	41,252,031	6,948,920	68,290,178	11,397,375	37,618,668	10,010,395	
Melons.....		5,434,095		5,733,023		5,722,399		1,620,398		1,768,232	
Olives.....	7,245,460	61,354,720	7,644,031	7,630,666	7,630,666	8,098,964	6,074,223	11,622,248	8,716,086	8,716,086	
Oranges.....	409,031,466	2,018,069	313,607,598	47,041,126	392,706,913	58,906,037	469,297,506	70,394,626	466,239,413	55,948,729	
Peanuts.....	5,120,022	2,018,069	5,244,369	2,097,747	3,566,503	1,426,031	4,809,711	1,971,952	4,246,105	1,740,900	
Raisins.....	26,662,168	18,663,517	30,214,897	21,171,428	20,120,542	14,084,374	27,358,765	19,151,135	26,376,373	18,463,461	
Spanish nuts.....	9,006,869	6,800,152	7,784,419	5,838,314	8,038,475	6,028,856	7,490,767	5,618,075	5,190,609	3,892,957	
Fruits preserved.....		932,841		1,182,831		1,235,776		2,747,571		1,654,841	
Glass and glassware.....		465,045		1,368,330		1,606,175		1,621,301		1,493,165	
Glycerine.....	332,135		977,379		1,147,268		869,542		535,586		666,703

SWEDEN.

VALUE of the Total Imports and Exports from and to each Principal Country during the Years ended December 31, 1904 to 1908, inclusive (Including Coin and Bullion.)

NOTE 1.—Krona = 24 8 cents.

1904.	IMPORTS.			EXPORTS.			1908.
	1905.	1906.	1907.	1905.	1906.	1907.	
Kronor.	Kronor.	Kronor.	Kronor.	Kronor.	Kronor.	Kronor.	Kronor.
149,112,696	144,053,143	169,723,730	178,528,030	159,398,772	170,960,883	182,115,328	182,115,328
337,614	270,942	452,295	492,995	407,960	507,801	309,476	309,476
2,782,274	8,919,195	7,995,407	8,692,070	1,099,822	1,806,486	2,635,075	2,635,075
293,667	1,357,856	2,274,356	2,444,347	1,190,013	1,198,330	977,357	977,357
607,764	580,935	1,298,885	1,298,885	2,693,484	3,700,769	3,786,465	3,786,465
21,138,047	10,277,194	10,277,194	9,892,750	14,592,254	13,706,456	13,949,081	13,949,081
621,070	4,431,125	9,185,131	7,057,121	609,192	873,823	443,759	443,759
6,783	6,783	4,118	4,118	4,566,977	5,136,688	3,612,923	3,612,923
499,480	274,422	176,600	580,455	168,014	302,545	637,707	637,707
339,561	44	1,199,250	597,653	201,689	496,305	680,282	680,282
85,790	31,475	56,306	56,306	733,390	714,642	600,807	600,807
73,440,887	39,768,113	42,368,083	50,539,515	50,120,633	55,042,387	57,704,881	57,704,881
2,272,801	5,407,893	6,052,012	8,534,160	3,226,065	3,451,670	3,697,961	3,697,961
	52	35,663	651		102		
	215,522	290,192	319,597	3,613,295	4,295,241	4,988,782	4,988,782
7,901,612	6,517,978	7,435,110	10,335,280	8,940,781	10,326,441	12,996,136	12,996,136
10,336,118	15,884,248	20,429,891	23,069,129	29,904,418	37,050,418	39,521,609	39,521,609
221,336,137	224,364,938	234,021,251	240,770,903	71,728,668	85,206,640	108,719,268	108,719,268
	128,636	115,574	109,063	174,238	207,565	323,824	323,824
17,691,225	13,846,898	15,129,860	16,598,314	22,838,787	26,328,256	16,848,030	16,848,030
1,930,962	3,464,453	4,893,087	4,724,656	970,222	1,571,784	1,528,422	1,528,422
	150,886	174,181	369,370	607,805	1,353,940	2,630,136	2,630,136
22,679,578	23,612,286	25,124,268	23,521,351	31,363,911	35,401,001	25,451,615	25,451,615
1,538,172	1,208,819	1,823,661	2,153,004	1,616,046	2,148,841	1,737,736	1,737,736
835,467	253,064	290,449	544,347	16,417	50,852	51,844	51,844
30,108,797	28,975,760	25,357,066	20,283,760	7,305,268	7,480,243	10,817,170	10,817,170
2,170,443	3,594,832	3,594,832	3,009,946	1,806,851	3,553,979	8,290,928	8,290,928
	1,824,639	3,076,139	2,836,318	4,178,277	4,292,630	3,860,390	3,860,390
	107,691	197,691	248,362		174,345	211,541	211,541
228,142	294,994	332,490	332,490	192,148	287,579	243,165	243,165
	171,977	294,994	332,490	773,145	1,503,666	1,421,507	1,421,507
9,482,134	41,450,533	69,009,683	61,312,528	9,867,290	11,658,216	13,778,753	13,778,753
920,814	920,814	706,710	706,710	39,485	47,026	49,389	49,389
4,372	1,048,937	987,619	2,339,984	3,065,410	3,803,026	3,860,390	3,860,390
578,453,187	582,081,457	644,227,836	682,104,613	450,211,733	504,284,813	524,662,547	524,662,547

Returns not to hand.

Returns not to hand.

SESSIONAL PAPER No. 10f

SWEDEN.

TOTAL Quantities and Values of the Principal Articles Imported during the Years ended December 31, 1904 to 1908, inclusive.

NOTE:—Krona = 26.8 cents. Kilog = 2.204 lbs. Litre = 2.199 gall. Cub. Metre = 35.34 cub. ft.

ARTICLES.	1904.		1905.		1906.		1907.		1908.	
	Quantity.	Value. Kronor.	Quantity.	Value. Kronor.	Quantity.	Value. Kronor.	Quantity.	Value. Kronor.	Quantity.	Value. Kronor.
Animals:—										
Cattle.....	3,520	565,290	4,179	731,230	5,944	838,980	4,725	1,538,900		
Horses.....	2,251	826,870	1,515	610,350	2,036	741,100	2,448	2,069,000		
Other.....		123,604		93,171		184,018		62,573		
Bones, crude.....	12,274,558	735,871	12,031,366	849,928	15,170,841	1,132,591	15,302,446	1,716,504		
Books.....		1,029,366		1,074,231		980,302		1,784,239		
Brushes.....	49,895	307,101	56,109	334,218	69,511	406,722	91,189	627,670		
Butter.....	1,002,358	1,007,009	113,673	763,295	1,122,324	1,153,468	673,687	1,153,468		
Cement.....	10,526,410	289,476	10,999,018	302,173	13,136,385	1,122,324	17,800,732	533,619		
Cheese.....	321,433	434,016	325,301	432,650	352,049	1,361,430	550,337	731,307		
Coal.....	3,367,826	59,778,904	3,297,485	47,401,342	3,718,881	55,783,255	4,146,785	69,599,345		
Cocoa.....	1,019,150	1,403,458	1,024,029	1,324,763	1,228,717	1,874,622	2,236,889	2,011,722		
Coffee.....	27,429,263	21,059,118	30,055,538	27,049,981	35,067,306	29,122,464	32,258,410	24,930,017		
Coke.....	113,390	1,025,349	113,452	2,552,069	157,286	3,432,148	251,770	3,837,640		
Cotton:—										
Raw.....	17,430,582	18,302,698	19,349,102	15,867,080	20,716,717	19,891,017	20,684,037	21,926,755		
Yarn.....	1,015,195	1,844,002	1,132,818	1,863,169	1,380,751	2,531,006	1,571,939	2,661,795		
Manufactures.....		6,661,201		6,811,594		7,596,030		10,907,082		
Earthenware.....		3,231,817		3,419,069		3,148,084		2,527,692		
Eggs.....	84,704,021	3,388,161	69,263,342	2,837,337	69,806,141	2,862,052	68,032,370	2,527,692		
Embroideries.....		1,511,511		1,788,371		2,314,035		3,129,489		
Fish:—										
Fresh and Salted.....	51,720,740	10,340,440	48,290,730	12,916,848	59,151,139	16,399,066	59,958,930	16,776,199		
Oysters.....	1,840,882	1,233,331	1,941,055	1,339,328	2,769,437	2,271,348	2,478,848	2,131,000		
Flax, Hemp and Jute:—										
Raw.....	11,040,151	4,535,079	9,650,151	1,609,098	10,403,191	6,016,317	13,432,615	8,056,999		
Yarn.....	908,548	964,326	601,836	695,840	431,422	613,979	621,321	765,067		
Manufactures.....		2,209,268		2,303,607		2,687,873		3,968,713		
Fruits.....		7,731,726		7,726,494		8,945,468		8,569,373		
Fur skins.....	177,011	1,805,062	194,294	2,105,062	220,285	2,147,010	174,704	3,753,875		
Glass and Glassware.....	2,104,663	1,873,302	2,345,687	2,042,674	3,064,114	2,476,891	3,546,622	2,112,185		
Grain and grain products:—										
Barley.....	1,439,298	121,517	468,846	49,229	4,192,984	452,842	752,389	97,811		
Beans.....	3,177,784	516,390	2,805,702	423,661	2,612,256	412,132	2,946,514	500,907		

Returns not to hand.

Returns not to hand.

SAVEDEN.

TOTAL Quantities and Values of the Principal Articles Exported during the Years ended December 31, 1904 to 1908, inclusive.

NOTE:—Krona = 26 8 cents. Kilog = 2.204 lbs. Cub. Metre = 35.31 cub. ft.

ARTICLES.	1904.			1905.			1906.			1907.			1908.		
	Quantity.	Value.	Quantity.	Value.	Quantity.	Value.	Quantity.	Value.	Quantity.	Value.	Quantity.	Value.	Quantity.	Value.	
Animals:															
Cattle..... No.	18,329	2,563,875	21,400	3,271,075	19,977	2,841,875	11,175	2,420,280							
Horses..... "	1,361	663,050	2,772	1,369,800	6,523	2,952,650	5,794	2,641,000							
Other..... "		93,690		68,623		51,568		62,413							
Books..... Kilogs		750,458		748,865		873,709		1,300,305							
Butter..... Kilogs	19,576,065	33,226,171	18,432,320	33,574,378	16,199,065	31,912,160	17,339,618	33,638,859							
Butter substitutes (margarine)..... "	470,951	117,403	455,568	432,790	658,642	658,642	1,194,841	1,266,531							
Cement..... "	27,509,235	713,240	38,503,586	1,001,093	45,939,754	1,194,954	18,052,781	540,435							
Cotton: Yarn..... "	511,221	528,948	165,701	703,172	327,024	599,320	294,899	590,767							
Manufactures..... "	222,583	851,235	191,682	589,777	116,419	535,855	118,241	526,116							
Earthenware..... "	22,757,664	1,137,883	32,027,476	2,540,978	3,721,938	2,818,852	36,112,479	3,942,995							
Eggs..... No.	19,755,836	3,433,639	39,034,242	1,633,401	1,915,592	6,157,199	51,228,200	7,555,877							
Fish: Fresh and salted .. Kilogs	241,273	180,359	274,156	205,617	326,527	345,744	293,882	2,022,299							
Lobsters..... Kilogs	7,984,825	2,434,021	1,307,962	1,489,943	6,138,757	1,864,215	4,358,649	1,773,246							
Fur skins..... Kilogs		410,260	35,557	513,988	40,876	497,985	61,968	1,157,945							
Glass and glassware..... "	13,742,000	3,491,000	12,789,069	3,139,000	11,357,292	2,978,345	15,121,161	3,287,311							
Grain and grain products:															
Bran..... "	549,630	67,055	277,011	34,626	95,068	12,826	163,482	16,396							
Oats..... "	745,110	76,374	2,788,948	292,810	6,463,691	711,006	13,222,902	1,586,755							
Rye-meal..... "	3,596,180	395,689	2,368,650	200,552	2,848,322	320,436	4,744,911	569,389							
Gutta percha..... "	466,824	2,743,799	786,507	5,114,094	559,451	3,037,990	2,443,540	2,263,611							
Hides and skins, except fur..... "	5,753,847	5,545,797	7,188,066	7,349,734	7,433,881	8,130,333	6,049,479	5,639,770							
Machinery..... Kilogs	1,522,633	87,033	1,826,047	200,865	230,611	21,575	820,859	48,387							
Manures..... Kilogs	2,613,494	2,613,494	2,000,717	2,163,753	523,791	639,025	1,737,090	1,712,003							
Meats: Bacon and hams..... "	1,750,213	87,803	1,634,067	825,178	1,394,028	701,366	827,040	514,464							
Other..... "															
Metals:															
Unwrought and partly wrought:															
Copper..... Kilogs		1,875,025		4,133,984		4,853,799		3,080,992							

Returns not to hand.

Returns not to hand.

Returns not to hand.

Returns not to hand.

Returns not to hand.

Returns not to hand.

Returns not to hand.

Returns not to hand.

Returns not to hand.

SWITZERLAND.

VALUE of the Total Imports for Consumption and Exports of Domestic Produce (Merchandise only) from and to each Principal Country during the Years ended December 31, 1904 to 1908, inclusive.

NOTE:—Franc 19 3 cents.

		IMPORTS.					EXPORTS.				
		COUNTRIES.									
1904.	1905.	1906.	1907.	1908.		1904.	1905.	1906.	1907.	1908.	
Francs.	Francs.	Francs.	Francs.	Francs.	Francs.	Francs.	Francs.	Francs.	Francs.	Francs.	
57,521,532	68,808,389	83,711,787	117,920,418	87,012,047	United Kingdom	171,593,979	175,193,814	176,238,207	188,524,198	178,537,621	
9,997,864	10,152,436	10,649,754	10,849,100	10,457,046	Australia	4,841,920	5,143,611	5,251,653	6,166,883	5,963,440	
9,746,453	8,184,436	8,562,994	8,301,648	6,956,299	British India	17,759,218	16,787,175	15,458,693	17,754,043	15,874,693	
1,546,091	1,799,275	2,990,518	3,440,882	1,323,205	Canada	2,471,522	10,852,340	11,919,151	16,907,815	13,451,648	
1,082,077	1,144,636	1,447,986	2,240,799	1,955,353	Algeria and Tunis	2,471,522	2,617,272	2,471,522	2,753,661	4,074,603	
82,130,286	91,524,476	91,524,476	102,494,803	98,853,343	Austria-Hungary	54,369,806	63,769,061	63,769,061	63,825,605	64,953,663	
13,257,747	17,521,177	21,477,061	26,998,117	30,861,181	Romania	13,917,759	16,139,647	24,430,826	23,014,713	24,673,515	
26,144,572	31,825,151	28,629,136	33,941,484	31,351,479	Belgium	15,251,577	17,713,531	19,949,097	20,312,254	18,521,654	
9,977,862	10,282,893	13,582,603	14,989,122	13,388,717	Brazil	5,396,157	5,463,272	7,904,672	11,128,870	8,255,254	
22,577,618	22,323,754	30,601,048	41,471,127	32,997,815	Bulgaria, Roumania and Servia	7,322,508	7,608,122	8,076,276	8,952,250	9,155,036	
5,783,174	4,699,174	5,772,948	8,126,062	5,790,157	Central American States	6,912,727	8,057,735	9,075,903	11,336,407	8,978,320	
514,708	571,057	514,708	319,687	912,028	Chile and Peru	3,331,432	3,752,837	3,736,923	4,778,021	3,433,058	
14,453,348	11,197,983	13,610,544	15,482,597	11,120,262	China	7,316,050	8,778,417	10,753,033	9,608,340	6,862,287	
241,233	499,829	351,319	293,921	2,297,013	Denmark	3,338,302	3,575,499	4,247,770	4,851,622	4,529,839	
17,195,900	17,239,672	21,390,374	27,025,174	18,572,085	Egypt	6,137,694	5,892,662	7,975,436	7,975,436	6,321,451	
288,924,691	274,299,129	281,321,019	297,767,619	283,576,909	France	107,474,033	119,600,221	109,361,294	121,277,853	117,211,131	
376,458,742	440,798,593	473,498,253	551,326,139	512,791,560	Germany	211,426,169	232,028,577	276,564,821	281,868,226	239,880,589	
2,140,661	2,033,414	736,170	920,569	319,892	Greece	1,739,184	1,628,415	1,456,293	1,793,345	1,785,525	
169,374,972	176,901,230	290,681,293	230,288,019	171,852,465	Italy	54,309,928	56,981,041	70,054,355	83,151,782	92,184,578	
8,192,531	8,487,733	12,741,388	13,718,542	16,691,230	Netherlands	6,734,497	10,909,061	16,299,283	11,445,534	9,969,075	
6,905,401	8,036,990	7,519,489	8,170,355	6,708,530	Netherlands India	6,416,225	6,506,727	8,307,596	7,423,612	8,069,148	
6,601,631	6,430,651	6,538,776	8,170,355	6,708,530	Netherlands India	3,904,192	3,721,426	3,631,955	2,989,372	3,368,135	
80,130	101,323	273,515	341,362	422,783	Portugal	2,804,861	2,972,230	3,253,119	3,925,695	3,573,120	
81,076,038	77,073,155	72,403,819	7,0974,353	49,576,198	Russia	22,458,642	27,742,780	31,576,461	33,453,985	32,813,828	
1,363,853	1,672,470	2,031,794	2,471,615	2,716,159	Scandinavia	5,930,830	5,631,447	7,731,584	9,753,924	8,773,617	
12,746,274	19,102,402	6,362,184	9,235,694	12,529,058	Spain	15,433,952	14,670,419	15,980,407	18,240,650	18,467,416	
4,619,103	5,151,064	5,144,015	4,948,734	4,979,180	Turkey	9,863,137	9,490,371	10,540,482	9,493,362	7,958,697	

SESSIONAL PAPER No. 10f

53,826,479	56,924,370	58,482,861	70,144,151	60,659,679	United States.....	106,337,827	125,949,083	136,204,194	159,561,159	111,796,045
5,613,457	4,684,971	906,619	1,808,364	1,790,292	Other Countries.....	4,100,506	3,673,395	2,387,164	2,928,164	2,296,165
1,240,071,144	1,379,850,723	1,469,059,498	1,687,426,688	1,487,149,157Totals.....	885,721,611	962,602,461	1,064,331,367	1,144,782,381	1,031,759,691
1,240,071,144	1,379,850,723	1,469,059,498	1,687,426,688	1,487,149,157	Ships' use (exports only).....	5,757,687	6,718,544	6,794,167	8,153,878	6,677,631
83,239,280	78,470,977	85,134,934	48,745,803	46,827,446Totals (merchandise).....	891,479,298	969,321,005	1,071,125,534	1,152,938,259	1,038,437,322
1,323,310,424	1,458,321,700	1,554,194,432	1,736,172,491	1,533,976,603	Gold and silver coin.....	43,086,349	38,501,751	28,490,899	36,041,858	21,365,553
				 Grand totals.....	934,565,647	1,007,822,756	1,099,616,433	1,188,980,117	1,059,802,875

* Including Mexico. † Including Persia and Afghanistan.

9-10 EDWARD VII., A. 1910

SWITZERLAND.

TOTAL Quantities and Values of the Principal Articles Imported for Consumption during the Years ended December 31, 1901 to 1908, inclusive—Continued.

NOTE:—Franc=19·3 cents. Kilog 2·204 lbs. Hectolitre 21·99 galls.

ARTICLES.	1904.		1905.		1906.		1907.		1908.	
	Quantity.	Value.	Quantity.	Value.	Quantity.	Value.	Quantity.	Value.	Quantity.	Value.
Animals.		Francs.		Francs.		Francs.		Francs.		Francs.
Horses, mules and asses. No.	16,022	9,697,000	17,749	10,810,000	15,864	10,705,000	15,422	10,292,879	15,498	10,481,028
Other	278,813	53,622,000	249,333	49,071,000	257,305	47,094,000	258,711	49,320,477	249,170	48,288,359
Beef in casks Hectols.	113,324	2,874,894	118,873	3,069,793	119,142	3,013,368	124,183	3,139,889	127,523	3,216,863
Books printed		11,453,355		11,965,650		11,053,062		12,623,885		13,651,375
Beans 100 kilograms.					117,111	1,395,359	99,686	1,240,594	193,342	2,610,092
Butter fresh and salted	29,675	7,226,167	33,010	8,072,555	35,485	9,424,460	35,898	9,976,806	37,248	10,200,655
" substitutes.	19,718	1,941,342	22,219	2,240,678	32,131	3,704,719	40,230	4,929,563	33,701	4,166,135
Cheese	29,791	3,494,770	28,086	5,331,830	25,138	3,522,275	31,972	4,673,260	29,777	4,802,035
Chemical products		27,760,000		31,433,000		32,354,000		33,364,331		32,546,335
Clocks and watches		3,649,278		4,334,286		4,469,220		5,190,296		3,834,816
Coal and coke 100 kilograms.	18,090,545	51,996,000	18,338,773	53,752,000	20,624,111	61,608,000	24,166,404	77,563,110	23,272,113	76,443,354
" briquettes.	3,478,442	9,575,000	4,397,557	11,848,000	4,457,501	12,971,000	5,022,013	15,311,195	5,893,195	18,222,153
Cocoa, cocoa butter, chocolate and preparations of			53,408	7,337,723	80,196	16,012,314	87,327	22,790,753	72,650	13,078,324
Coffee, raw	69,476	10,428,774	88,889	11,100,000	111,616	13,560,000	113,082	12,852,638	109,102	12,332,373
Cotton, raw	246,578	40,054,000	239,704	34,868,000	237,614	41,310,000	256,777	50,317,085	232,664	37,151,350
" yarn	18,713	9,680,600	23,688	11,861,000	18,050	11,885,000	36,573	20,322,345	29,646	15,072,190
" manufactures.	52,139	34,867,000	65,621	44,899,000	62,632	49,765,000	79,591	61,816,283	58,891	41,238,695
Dye stuffs, colours and varnishes			131,020	7,574,000	146,521	8,293,000	139,538	8,702,756	135,378	8,017,334
Earthenware and stone.										
Wear.										
Eggs		6,848,854		7,921,365		7,775,168		8,727,889		7,953,066
Firewood 100 kilograms.	1,213,848	2,959,355	1,449,838	3,338,912	1,577,908	3,964,004	1,662,618	4,317,180	1,664,283	4,276,473
Fish	32,157	5,613,500	41,812	7,253,315	35,522	5,439,630	42,002	6,673,370	48,139	7,143,635
Flax, hemp, jute, &c., and manufactures of										
Flour of all kinds. 100 kilograms.	366,465	15,829,000	344,382	19,072,000	358,997	17,978,000	390,368	21,206,693	386,096	17,633,521
		6,549,000		6,421,000		7,705,000		10,233,274		16,871,455

* Included under "Oleake."

SWITZERLAND.

TOTAL Quantities and Values of the Principal Articles Imported for Consumption, &c.—*Concluded.*

ARTICLES.	1904.		1905.		1906.		1907.		1908.	
	Quantity.	Value. Francs.	Quantity.	Value. Francs.	Quantity.	Value. Francs.	Quantity.	Value. Francs.	Quantity.	Value. Francs.
Vehicles		5,619,605		7,720,970		10,728,776		9,294,241		7,345,736
Wearing apparel.....100 kilograms.	25,998	33,752,000	33,166	44,496,000	25,941	46,121,952	28,318	49,068,110	27,250	45,890,568
Wine in the cask..... Hectols.	1,220,127	32,301,000	2,061,715	51,543,000	640,554	16,880,000	1,269,204	30,844,320	1,438,362	32,322,831
Wood for building.....100 kilograms.	1,882,137	16,843,000	2,213,108	21,372,000	2,172,997	22,277,000	2,664,504	27,272,552	2,645,319	26,124,568
Wood pulp		+		+	52,301	1,303,254	64,456	1,591,022	71,673	1,771,386
Wood, raw	64,136	21,753,000	58,748	22,677,000	72,306	28,038,000	61,617	21,831,505	65,255	21,456,495
Woollen yarn..... "	12,602	8,617,000	13,304	9,890,000	12,548	9,693,000	13,326	10,044,810	13,759	9,719,963
" manufactures. " "	36,265	32,062,000	43,031	39,858,000	33,359	36,865,000	36,813	42,176,171	32,492	35,806,944
Total value of principal and other articles imported.....		1,240,071,000		1,379,851,000		1,469,059,000		1,687,426,688		1,487,149,157

† Not separately stated.

SESSIONAL PAPER No. 10f

SWITZERLAND.

Total Quantities and Values of the Principal Articles of Domestic Produce Exported during the Years ended December 31, 1901 to 1908, inclusive.

NOTE:—Franc=19·3 cents. Kilog=2·204 lbs.

ARTICLES.	1904.		1905.		1906.		1907.		1908.	
	Quantity.	Value.	Quantity.	Value.	Quantity.	Value.	Quantity.	Value.	Quantity.	Value.
Animals:—										
Horses, mules and asses..... No.	2,387	2,096,000	2,319	1,983,000	1,651	1,478,000	1,350	1,110,438	1,525	1,311,405
Other..... "	32,892	10,152,000	40,282	12,829,000	54,348	21,144,000	29,880	12,451,573	37,265	13,228,478
Books, printed..... "		3,598,000		3,963,000		3,427,000		3,731,769		3,600,068
Bran..... 100 Kilogs.					89,832	1,070,559	105,968	1,310,651	82,682	1,022,286
Cheese..... "	257,137	40,915,000	278,432	45,916,000	280,333	50,119,000	282,195	54,182,351	306,876	54,127,911
Chemical products..... "	330,231	8,756,000	370,211	10,312,000	414,995	11,037,262	442,970	11,910,365	463,659	12,251,396
Cocoa, cocoa butter, chocolate and preparations of..... "	73,339	28,870,334	80,689	31,853,961	99,762	36,706,338	101,323	34,117,573	79,659	28,701,896
Confectionery and sweetmeats..... "	5,615	1,566,663	5,814	1,613,347	7,176	1,924,412	8,353	2,281,557	9,063	2,325,535
Cotton yarn..... "	38,751	14,736,000	38,527	13,796,000	44,304	16,987,000	53,672	16,803,645	26,212	12,845,877
Cotton infus..... "	53,857	38,929,000	59,396	43,576,000	51,695	41,579,000	45,648	39,230,139	43,221	35,935,886
Piece goods..... Ribbons, embroidery and lace..... "	55,687	111,406,000	57,304	126,225,000	63,064	149,682,000	80,091	184,753,574	71,929	150,572,650
Dyes, coal tar..... "	44,614	17,888,000	53,009	29,014,000	59,972	21,812,000	60,893	21,935,404	55,738	19,657,183
Flax, hemp, jute, &c., and infus of..... "	2,536	2,423,000	2,634	2,690,000	2,868	2,693,763	2,877	2,825,195	3,174	2,778,711
Flour of all kinds..... "	48,841	3,031,000	49,560	3,195,000	47,745	3,596,000	49,615	3,804,313	48,174	3,685,153
Fruits and vegetables, fresh and preserved..... "		3,928,246		3,560,428		9,743,907		5,402,363		6,555,376
Gutta-percha..... "		1,096,652		1,133,534		1,513,678		1,704,471		1,704,652
Hides and skins, raw..... 100 Kilogs.	78,447	12,985,000	82,363	13,795,000	86,902	16,945,000	98,041	17,635,310	105,918	16,835,615
Instruments and apparatus..... Kilogs.	3,482	7,586,000	3,493	8,700,000	3,168	8,811,000	3,236	10,371,067	3,265	10,644,785
Jewellery..... Kilogs.	2,601	1,438,000	2,365	1,362,000	3,292	2,223,000	2,508	2,095,523	2,591	2,391,735
Leather..... 100 Kilogs.		6,367,000	6,155	7,760,000	6,222	8,424,000	5,780	8,332,628	5,884	8,557,130
" manufactures..... "	5,632									

SWITZERLAND.

Total Quantities and Values of the Principal Articles of Domestic Produce Exported, &c.—*Concluded.*

ARTICLES.	1904.		1905.		1906.		1907.		1908.	
	Quantity.	Value.	Quantity.	Value.	Quantity.	Value.	Quantity.	Value.	Quantity.	Value.
		Francs.		Francs.		Francs.		Francs.		Francs.
Liquors.....		2,968,806		3,142,774		3,148,528		3,222,189		2,894,483
Machinery and locomotives.....		48,730,000		53,560,000		62,801,000		73,582,266		77,754,215
Meat, fresh and salted, 100 kilogs.	8,100	1,990,000	8,270	2,085,000	7,361	1,978,000	8,334	2,198,787	7,030	1,697,411
Metals:—										
Aluminum.....	7,059	2,267,272	6,698	2,233,685	8,256	3,385,151	6,272	2,541,376	8,569	1,925,874
Copper.....	16,295	2,700,322	17,415	3,352,849	27,846	4,399,021	30,116	5,446,712	31,280	4,953,015
Gold, unwrought..... Kilogs.	1,896	6,549,676	2,215	7,026,122	2,458	8,475,094	2,895	9,982,933	2,935	10,063,103
Iron.....		10,287,253		11,354,189		13,464,248		16,718,327		14,783,059
Lead.....	4,052	308,290	3,693	343,340	7,075	503,016	10,244	622,776	7,970	591,034
Nickel.....	764	138,558	892	159,132	1,264	279,377	1,016	239,838	982	220,157
Silver, unwrought..... Kilogs.	16,072	1,580,444	19,370	1,990,383	22,383	2,426,039	26,619	2,923,675	23,982	2,232,283
Tin.....	983	434,354	804	365,614	1,147	458,856	1,652	650,410	1,652	597,195
Zinc.....	6,250	305,488	6,400	391,081	9,823	501,468	8,675	428,417	13,876	493,113
Milk, fresh.....	64,759	1,007,215	71,577	1,128,318	81,183	1,324,695	103,753	1,748,870	117,129	2,067,117
" condensed.....	307,721	29,217,000	306,589	28,590,000	281,481	27,833,000	317,204	31,444,975	273,715	27,163,277
Paper and mfrs. of.....	13,970	2,921,000	14,507	2,723,000	16,350	2,532,731	18,187	2,823,192	13,833	2,602,973
Raw materials for the manufacture of paper.....	67,762	1,903,914	63,523	1,728,213	125,374	3,696,081	128,665	3,832,841	129,973	3,742,226
Silk, waste.....	7,230	1,652,000	6,134	1,686,000	7,148	2,070,000	7,549	2,811,533	7,394	2,334,406
" thrown and spun.....	26,158	79,879,000	27,546	85,427,000	32,485	103,369,000	31,874	121,469,603	28,874	98,294,447
" manufactures.....	28,514	154,034,000	28,529	163,377,000	26,928	154,978,000	26,927	170,573,287	25,136	150,810,028
Straw plait.....	6,372	9,452,000	5,909	9,272,000	3,368	10,278,000	7,240	8,454,632	6,962	9,037,672
Tobacco:										
Cigars and cigarettes.....	3,924	2,655,000	4,162	2,826,000	3,683	2,512,000	4,406	2,913,716	4,327	3,093,776
Other.....	5,806	854,470	6,621	916,854	6,578	970,804	6,259	968,069	6,312	1,009,052
Vehicles.....		2,197,823		3,632,437		4,964,004		5,946,181		4,443,969
Watches, clocks and parts of.....		121,016,000		122,013,000		150,401,327		149,267,698		129,296,378
Wearing apparel..... 100 kilogs.	5,924	12,463,000	6,618	13,518,000	6,681	13,688,128	6,982	14,771,980	6,580	14,351,708
Wood for building.....	451,583	2,496,000	361,658	2,067,000	342,973	2,706,000	336,598	2,768,759	335,124	2,955,796

SESSIONAL PAPER No. 10f

Woodenware 100 kilograms
 Wood, raw.....
 Woven yarn.....
 " mfrs.....
 Total value of principal and
 other articles exported.....

28,600	2,558,000	25,769	2,379,000	37,726	2,847,000	37,950	3,193,068	35,645	3,702,005
11,921	3,339,000	12,867	4,125,000	18,979	6,624,000	13,917	5,216,205	13,405	4,862,408
11,392	9,921,000	10,719	9,437,000	11,020	10,432,000	9,870	9,999,831	10,686	11,059,147
8,031	8,341,000	8,913	9,736,000	8,011	8,880,000	6,606	8,329,332	6,802	8,598,459
	891,479,000		969,321,000		1,071,126,000		1,152,938,259		1,038,437,322

* Not separately stated.

SESSIONAL PAPER No. 10f

UNITED STATES.

Total Quantities and Values of the Principal Articles of Merchandise Imported during the Years ended June 30, 1905 to 1909, inclusive.

Articles.	1904-5.		1905 6.		1906-7.		1907 8.		1908 9.	
	Quantity.	Value. \$	Quantity.	Value. \$	Quantity.	Value. \$	Quantity.	Value. \$	Quantity.	Value. \$
Animals:—										
Cattle..... No.	27,855	458,572	29,019	548,430	32,402	563,122	92,356	1,507,310	129,184	1,999,422
Horses..... "	5,180	1,591,083	6,021	1,716,075	6,080	1,978,105	5,487	1,601,892	7,084	2,007,276
Sheep..... "	186,942	704,721	240,747	1,020,359	224,748	1,120,425	224,765	1,082,606	102,663	502,640
Other..... "		583,078		628,958		680,630		583,151		528,333
Total animals.....		3,337,454		3,914,422		4,341,282		4,777,459		5,037,671
Art work.....		4,381,324		4,908,782		5,867,265		4,310,767		3,797,163
Books and other printed matter.....		4,589,858		5,599,948		6,451,309		6,036,033		5,626,624
Breadstuffs.....		6,557,317		4,513,667		5,892,968		7,138,214		9,454,434
Bristles..... Lbs.	2,469,586	2,370,498	2,741,549	2,695,716	3,445,561	3,261,877	2,622,463	2,067,777	2,801,501	2,591,119
Brushes.....		1,306,446		1,357,114		1,586,556		1,681,640		1,430,321
Buttons and button forms.....		866,178		873,211		936,085		652,961		766,991
Cement, Roman, Portland and other hydraulic..... Cwt.	3,827,540	1,276,597	3,929,638	1,302,239	11,237,636	3,663,926	5,734,377	1,973,472	1,923,747	712,628
Chemicals, drugs and dyes:—										
Argols or wine lees..... Lbs.	26,281,031	2,291,951	28,140,835	2,358,061	30,540,893	2,562,384	26,738,851	2,303,185	32,115,616	2,641,867
Coal tar, colours and dyes.....		5,705,091		5,755,596		5,635,001		4,883,075		5,901,842
Dye woods.....		821,611		896,245		913,465		533,949		445,010
Glycerine..... Lbs.	27,010,255	2,052,011	34,122,953	2,302,183	37,492,433	2,459,458	32,481,068	2,470,178	36,218,421	3,021,272
Gums.....		10,630,481		11,900,724		14,974,156		12,533,493		12,000,390
Indigo..... Lbs.	4,830,930	873,781	7,392,853	1,044,148	7,170,037	1,233,541	6,978,073	1,058,354	8,249,972	1,400,286
Liquorice root.....	108,443,892	1,780,109	102,151,963	1,661,454	66,115,863	1,140,541	109,355,720	1,861,436	97,712,777	1,628,891
Opium..... "	754,060	2,632,409	608,036	2,440,222	728,530	3,068,126	432,866	2,487,910	609,441	2,794,579
Potash..... "	298,043,250	5,446,602	302,421,495	5,583,739	334,849,340	6,289,342	359,784,442	6,495,550	403,622,019	7,419,617
Soda..... "	597,525,081	10,153,063	773,264,664	13,532,414	707,055,401	14,481,740	672,348,370	12,833,937	720,551,987	12,937,650
Sulphur or brimstone, crude..... Tons.	91,464	1,686,197	88,808	1,597,563	35,326	638,222	26,319	130,840	17,377	307,297

UNITED STATES.

TOTAL QUANTITIES AND VALUES OF THE PRINCIPAL ARTICLES OF MERCHANDISE IMPORTED, &c.—Continued.

ARTICLES.	1904-5.		1905-6.		1906-7.		1907-8.		1908-9.	
	Quantity.	Value.	Quantity.	Value.	Quantity.	Value.	Quantity.	Value.	Quantity.	Value.
Chemicals, drugs and dyes— <i>Con.</i>		\$		\$		\$		\$		\$
All other.....		20,706,253		25,380,315		29,661,988		25,330,398		27,852,020
Total chemicals, &c.....		64,779,559		74,452,661		82,997,914		73,237,033		78,379,634
Clocks and watches and parts of.....		2,966,495		3,105,136		3,563,173		2,922,142		2,536,631
Coal, anthracite and bituminous.....	1,586,964	3,906,755	1,481,276	4,481,276	1,712,982	4,263,292	2,006,374	5,230,698	1,232,443	3,518,631
Cocoa or cacao.....	74,690,773	8,396,686	81,172,433	8,396,656	93,517,552	13,748,378	83,848,232	11,568,911	131,141,918	15,222,523
Coffee.....	1,047,792,984	84,654,062	851,668,933	73,256,134	985,321,473	78,231,902	890,640,057	67,688,106	1,049,863,768	79,112,129
Copper and mfrs. of:—										
Ore and regulus.....	286,755	4,892,961	242,367	6,727,861	278,488	8,296,328	271,017	7,037,030	348,493	8,697,788
Pigs, bars, ingots, plates, &c.....	146,303,305	19,841,567	171,001,957	25,764,545	198,442,715	39,346,145	145,033,236	24,361,902	220,853,988	29,271,514
Cork, corkwood or bark and mfrs. of.....		2,738,319		3,313,306		4,063,982		4,249,006		3,042,190
Cotton and mfrs. of:—										
Unmanufactured.....	60,508,548	9,414,750	70,963,633	10,879,592	104,791,784	19,930,988	71,072,855	11,172,241	86,521,065	13,622,802
Waste or flocks.....	24,302,850	1,241,874	26,011,667	1,336,942	22,954,676	1,042,267	10,064,171	443,493	28,960,205	1,221,682
Mfrs. of:—										
Cloth.....	47,519,370	7,949,874	74,657,229	11,936,591	82,640,331	13,008,067	79,485,524	12,424,860	68,376,608	10,190,137
Knit goods—Stockings, &c.....		6,150,484		7,218,897		8,671,848		9,032,574		6,917,828
Laces, edgings, embroidery, insertions, neck ruffings, &c.....		25,911,684		34,022,469		39,756,502		33,611,010		34,368,580
Thread (not on spools), yarn, warps or warp yarn.....	5,023,331	2,204,154	5,111,614	2,598,724	6,940,261	3,583,627	7,036,442	3,921,111	6,926,265	3,306,172

SESSIONAL PAPER No. 10F

All other mfrs.	6,703,740	7,266,641	8,684,592	9,390,226	7,227,569
Total cotton and mfrs. of.	59,576,560	75,273,956	94,677,891	82,997,515	76,854,770
Earthen, stone and chinaware.	11,659,723	12,877,528	13,706,790	13,427,969	9,809,028
Leathers, &c., natural and artificial	4,514,427	6,988,812	9,505,515	10,755,954	11,660,081
Fibres, vegetable and textile grass-					
es and mfrs. of. Tons.	394,910	397,283	42,239,358	35,493,083	29,709,971
Unmanufactured.	38,118,071	39,360,290	42,239,358	35,493,083	29,709,971
Manufactured.	40,125,406	51,437,581	67,422,357	51,407,572	49,312,392
Fish.	10,498,076	11,607,602	12,335,988	12,292,770	12,403,012
Fruits, including nuts.	25,937,456	28,915,747	35,867,160	37,354,742	31,110,683
Furs and mfrs. of.	18,306,302	21,855,082	21,884,034	15,918,149	21,086,579
Glass and glassware.	5,948,839	7,507,823	7,596,631	6,570,123	5,252,190
Hair.	3,428,404	3,854,349	3,604,599	3,561,012	3,790,570
Hats, bonnets and hoods and					
material for, composed of					
straw, &c.	4,379,473	4,571,181	6,829,259	4,832,548	5,403,041
Hay. Tons.	359,515	592,051	501,907	89,808	60,854
Hides and skins, other than					
fur skins. Tons.	46,214	68,540	10,003	89,808	6,712
Hops. Lbs.	337,874,862	83,882,167	83,206,545	51,770,136	411,483,390
Household effects.	4,339,379	2,326,982	1,974,900	1,989,261	1,337,099
India-rubber and gutta-					
percha:—Unmanufactured. Lbs.	102,579,598	3,911,875	3,853,351	4,416,187	4,547,140
Manufactured.	1,506,799	47,910,952	63,145,059	39,555,427	61,707,856
Iron and steel and mfrs. of:—					
Iron ore. Tons.	757,323	2,728,854	3,360,149	2,919,462	2,714,691
Pigots, blooms, slabs, bil-					
lets, &c. Lbs.	21,953,028	2,672,668	3,033,928	2,172,916	1,946,030
Pig iron. Tons.	122,977	7,778,884	15,654,767	6,201,808	3,599,086
Railway bars. Tons.	17,025	230,374	133,936	2,839	35,159
Tin plates, tinned plates, &c. Lbs.	161,066,820	3,412,243	4,651,332	4,291,953	3,225,351
Other iron and steel, except					
mfrs. of.	2,898,099	4,319,059	4,631,404	4,086,121	3,111,939
Manufactures:—					
Cutlery.	1,800,704	1,892,278	2,263,107	2,018,143	1,733,874
Machinery.	2,943,300	3,655,402	4,963,429	3,646,180	4,258,743
Other mfrs.	6,290,595	5,093,079	5,255,962	5,104,969	4,960,189
Total iron and steel mfrs. of.	25,180,847	31,782,841	43,948,314	30,557,371	25,495,062
Jewellery and precious stones.	35,065,158	42,120,715	41,247,549	18,386,412	31,111,190
Lead in ore and base bullion. Lbs.	3,616,476	3,534,876	3,352,534	4,147,720	4,436,118
" pigs, bars and old.	288,363	767,131	1,012,356	305,635	181,598
" manufactures of.	7,919	9,702	20,832	24,733	52,896

UNITED STATES.

TOTAL Quantities and Values of the Principal Articles of Merchandise Imported, &c.—*Concluded.*

ARTICLES.	1904-5.		1905-6.		1906-7.		1907-8.		1908-9.	
	Quantity.	Value. \$	Quantity.	Value. \$	Quantity.	Value. \$	Quantity.	Value. \$	Quantity.	Value. \$
Leather and mfrs. of		11,666,233		15,140,926		20,393,533		14,127,347		13,933,134
Marble and stone and mfrs. of		1,569,403		1,636,788		1,946,262		2,218,781		1,581,815
Meat and dairy products		5,236,856		6,140,946		8,178,539		8,877,183		8,968,808
Metals, metal compositions, &c.		7,050,118		8,508,477		11,296,835		7,703,269		6,807,357
Musical instruments		1,280,125		1,277,435		1,498,724		1,400,213		1,243,856
Oils		11,593,520		13,723,948		17,068,777		18,292,393		20,463,512
Paper stock, crude		3,795,595		4,374,464		5,580,528		3,675,926		3,638,034
Paper and mfrs. of		5,623,638		6,398,761		10,727,885		12,223,058		11,632,571
Rice	106,483,515	2,010,966	166,547,957	3,082,293	291,603,180	4,392,146	212,803,392	222,900,424	4,638,033	4,638,033
Seeds		3,457,619		5,388,043		6,404,776		6,371,470		5,458,019
Silk and mfrs. of:—										
Unmanufactured		61,040,053		54,080,504		71,411,899		64,546,963		79,903,586
Manufactures of		32,614,540		32,910,590		38,653,251		32,717,668		30,472,910
Spices		4,583,356		3,188,116		5,113,000		3,591,387		5,348,696
Spirits, wines and malt liquors	53,028,757	17,652,323	56,246,359	19,257,590	53,560,894	22,104,235	42,124,812	78,201,938	23,108,845	
Sugar and molasses:—										
Molasses		19,477,885		16,021,076		24,630,635		18,882,756		22,092,696
Sugar		36,809,330		39,793,314		43,918,400		33,719,971		41,894,214
Tea		102,706,589		93,621,750		13,915,544		16,399,870		114,916,520
Tin in bars, blocks, pigs, &c.		84,868,662		92,822,635		38,117,459		25,295,061		91,122,372
Tobacco and mfrs. of:—										
Unmanufactured		33,288,378		22,447,514		40,898,807		22,870,328		25,400,919
Manufactures of		4,107,169		4,143,192		4,137,127		4,397,585		3,685,180
Toys		4,964,457		5,887,863		6,993,561		7,296,423		4,869,097
Vegetables		3,983,272		5,092,932		5,728,472		8,289,068		12,999,797
Wood and mfrs. of:—										
Unmanufactured		3,055,617		3,894,820		5,355,600		4,031,861		3,886,284
Cabinet-woods										
Lumber:—										
Boards, planks, &c.	710,538	10,906,661	949,717	14,813,733	934,195	16,255,350	791,288	15,212,788	846,021	15,946,755

SESSIONAL PAPER No. 10f

Shingles,..... M.	758,725	1,581,421	900,856	1,852,612	881,003	1,940,001	988,081	2,379,242	1,058,371	2,500,398
Pulp wood..... Cords.		6,503,355		7,873,569	650,366	2,792,751	923,503	4,989,919	727,114	4,333,905
All other wood unmf'd.....					6,087,239			6,144,135		5,687,882
Manufactures of :—										
Furniture,.....		738,229		1,011,835		1,132,667		910,547		705,046
Wood pulp.....Tons.	167,504	4,500,955	157,224	4,584,942	238,683	6,348,857	266,015	7,313,326	307,122	8,629,263
All other wood mfd.....		2,278,085		2,501,695		3,037,456		2,546,164		2,000,684
Total wood and mfrs. of.....		29,561,323		36,532,706		42,909,941		43,527,982		43,690,417
Wood, raw..... Lbs.	249,135,746	46,225,558	201,688,668	39,008,372	203,847,645	41,534,028	125,980,524	23,664,938	266,409,304	45,171,994
Wood, mfrs. of :—										
Carpets and carpeting.....Sq.yds.	818,850	2,877,993	1,182,005	4,643,520	1,068,010	4,435,067	686,784	2,795,066	1,042,378	4,632,512
Clothing, ready-made.....		1,372,145		1,626,279		1,674,913		1,620,270		1,416,934
Cloths.....	3,746,697	3,977,039	4,870,818	5,137,420	5,336,546	5,732,200	4,443,248	4,839,796	4,510,224	4,780,606
Dressgoods, women's.&c.Sq.yds.	45,170,270	8,612,663	52,830,942	10,049,686	46,924,917	9,240,245	45,035,142	9,217,804	31,613,747	6,761,536
All other manufactures.....		1,053,803		1,603,778		1,239,033		895,043		1,110,872
Total wood, mfd.....		17,863,663		23,080,683		22,321,460		19,387,978		18,102,460
Total value of principal and other articles imported.....		1,117,513,071		1,226,562,446		1,434,421,425		1,194,341,792		1,311,920,224

UNITED STATES.
 Total Quantities and Values of the Principal Articles of Domestic Produce (Merchandise only) Exported during the Years ended June 30, 1905 to 1909, inclusive.

ARTICLES.	1904 5.		1905 6.		1906 7.		1907 8.		1908 9.	
	Quantity.	Value. \$	Quantity.	Value. \$	Quantity.	Value. \$	Quantity.	Value. \$	Quantity.	Value. \$
Agricultural implements.....		20,721,741		24,551,427		26,936,456		24,314,398		25,694,184
Animals—										
Cattle..... No.	567,806	40,598,048	584,259	42,081,170	423,651	34,577,392	349,210	29,333,134	297,542	18,046,976
Horses..... "	31,822	3,175,259	40,087	4,365,981	33,882	4,359,957	19,000	2,612,587	21,616	3,386,617
Sheep..... "	268,365	1,687,321	142,630	804,090	135,311	750,242	101,000	589,285	67,656	365,155
Other..... "		1,267,653		1,888,327		1,515,489		1,560,283		846,690
Total animals.....		46,728,281		49,139,568		41,203,086		34,101,280		22,645,438
Books, maps, engravings, &c.....		4,844,160		5,839,452		5,813,107		6,107,053		6,351,445
Breadstuffs—										
Barley..... Bush.	10,661,655	5,585,544	17,729,360	8,653,231	8,238,842	4,556,295	4,349,078	3,295,528	6,580,393	4,672,166
Corn..... "	88,807,223	47,446,921	117,718,637	62,061,856	83,390,708	44,261,816	52,445,800	33,942,197	35,853,412	25,194,466
Oats..... "	5,479,308	2,085,992	46,324,935	16,234,918	4,014,012	1,676,861	1,158,622	624,569	1,510,320	894,759
Peas and beans..... "	330,321	730,321	447,474	960,710	435,490	932,201	306,639	798,291	298,209	792,819
Wheat..... "	4,394,402	3,905,579	34,973,291	28,737,517	76,569,423	60,214,388	100,371,057	99,736,767	66,923,214	68,091,447
Wheat flour..... Brls.	8,826,335	40,176,136	13,919,048	59,106,869	15,384,667	62,175,397	13,927,247	64,170,598	10,321,161	51,137,366
All other, including malt and rice meal and flour.....		11,396,926		12,647,081		11,864,575		14,106,330		10,385,678
Total breadstuffs.....		111,328,020		188,422,182		185,675,616		216,494,100		161,011,791
Carrriages, cars, other vehicles and parts of.....		10,610,437		17,788,425		20,513,497		22,072,902		15,332,817
Chemicals, drugs, dyes and medicines..... Brls.	1,067,281	1,484,735	809,578	1,165,161	709,455	1,180,415	945,421	1,470,317	827,971	1,143,657
Clocks and watches.....		15,859,422		18,331,974		19,510,217		20,653,402		18,748,023
Cod..... Tons.	9,019,870	2,316,414		2,598,441		3,169,272		2,848,726		2,517,362
Coke..... "	590,188	2,158,322	9,125,993	28,216,376	11,294,252	34,727,762	12,782,735	39,365,739	11,888,629	37,316,739
Copper and mfrs. of —		2,228,442		2,435,604		3,013,088		2,718,385		2,752,275
Copper..... Tons.	25,774	1,338,718	47,397	1,895,971	62,843	1,838,588	81,465	1,808,131	71,290	1,417,791

UNITED STATES.

TOTAL Quantities and Values of Principal Articles of Domestic Produce (Merchandise only) Exported, &c.—Continued.

ARTICLES.	1904-5.		1905-6.		1906-7.		1907-8.		1908-9.	
	Quantity.	Value. \$	Quantity.	Value. \$	Quantity.	Value. \$	Quantity.	Value. \$	Quantity.	Value. \$
Jewellery and mfrs. of gold and silver.		1,419,225		1,763,470		2,060,144		1,496,686		1,259,790
Leather and mfrs. of :—										
Manufactures of :—										
Boots and shoes. Pairs.	3,315,699	8,057,697	5,672,249	9,142,748	5,833,914	10,666,949	6,552,412	11,469,559	6,176,579	10,305,814
All other mfrs. of		1,820,706		2,183,263		2,751,803		2,249,468		2,255,882
Total leather and mfrs. of		37,936,745		45,642,858		45,476,969		40,688,619		42,974,745
Marble and stone and mfrs. of										
Musical instruments.		1,283,219		1,466,561		1,433,123		1,248,996		1,195,759
Naval stores.		3,144,787		3,168,052		3,256,063		3,371,521		2,619,772
Oil cake and oil cake meal. . . Cwt.	18,945,476	16,106,644	20,075,583	23,991,564	20,637,123	26,415,627	16,915,505	21,641,599	15,101,300	25,836,134
Oils :—										
Animal. Galls.	1,925,167	649,492	1,355,194	577,218	1,687,126	655,261	1,205,298	612,336	1,176,124	589,603
Mineral :—										
Refined— Illuminating	822,881,453	56,169,606	864,361,210	54,181,617	894,529,432	56,249,991	1,041,725,901	70,809,415	1,080,542,456	71,329,901
All other.		23,623,616		29,859,716		28,605,724		33,307,025		34,669,736
Vegetable :—										
Cotton seed. Galls.	51,535,580	15,125,802	43,793,519	13,673,370	41,880,304	17,074,403	41,019,091	17,226,451	51,087,329	20,851,380
All other.		1,596,430		2,232,651		2,476,111		2,467,516		2,246,670
Total oils.		97,074,946		100,524,582		105,081,490		124,362,743		129,687,290
Paints, pigments and colours.										
Paper and mfrs. of		3,126,317		3,773,064		3,931,899		4,001,824		3,959,080
Paraffine and paraffine wax. . . Lbs.	161,894,918	8,238,088	178,385,368	9,536,063	185,511,773	9,856,733	178,709,678	8,064,706	137,403,569	7,663,139
		7,789,160		8,808,245		9,622,992		8,740,929		6,445,917

UNITED STATES.

TOTAL QUANTITIES AND VALUES OF THE PRINCIPAL ARTICLES OF DOMESTIC PRODUCE (MERCHANDISE ONLY) EXPORTED, &c.—*Concluded.*

ARTICLES.	1904-5.		1905-6.		1906-7.		1907-8.		1908-9.	
	Quantity.	Value. \$	Quantity.	Value. \$	Quantity.	Value. \$	Quantity.	Value. \$	Quantity.	Value. \$
Wood and infus. of— <i>Con.</i>										
Manufactured:										
Doors, sash and blinds.....		853,850		805,577		527,551		479,266		534,534
Furniture.....		4,439,944		5,252,230		5,377,768		5,631,325		4,293,904
Wood pulp.....		473,585		29,382,434		498,592		519,625		448,960
.....Lbs.		25,703,906		7,073,067		25,079,916		23,845,732		20,650,756
All other manufactured wood.....		6,796,751		13,718,752		7,429,629		7,847,129		6,451,636
Total manufactured wood.....		12,563,630		27,893,566		13,833,500		14,477,345		11,729,054
Wood and infus. of.....		2,050,122		2,148,613		2,287,926		2,261,919		1,971,939
Zinc and infus. of.....		2,190,112		2,780,199		2,143,574		1,606,632		1,470,661
Total value of principal and other articles (home produce).....		1,491,744,641		1,717,933,382		1,853,718,034		1,834,786,357		1,638,355,593
Total value of principal and other articles (foreign produce).....		26,817,025		25,911,118		27,133,044		25,986,989		24,655,511
Total value of principal and other articles exported.....		1,518,561,666		1,743,864,500		1,880,851,078		1,860,773,346		1,663,011,104

URUGUAY.

TOTAL Quantities and Values of the Principal Articles Imported for Consumption during the Years ended December 31, 1903 to 1907, inclusive.

NOTE:—Peso Fuerte=81.03. Kilog.=2.204 lbs. Litro=2.199 galls.

ARTICLES.	1903.		1904.		1905.		1906.		1907.	
	Quantity.	Value.	Quantity.	Value.	Quantity.	Value.	Quantity.	Value.	Quantity.	Value.
Animals, living:—		Pesos Fuert.		Pesos Fuert.		Pesos Fuert.		Pesos Fuert.		Pesos Fuert.
Cattle.....	102,857	900,685	68,688	546,427	194,465	1,562,527	39,621	483,344		
Other animals.....	5,612	65,738	54,958	398,349	54,998	269,925	37,441	504,774		
Beverages:										
Wines.....		1,466,449		1,116,918		1,356,198		1,372,231		
Other beverages.....		346,764		273,923		367,987		436,411		
Comestibles:										
Fish—										
Codfish.....	315,409	47,311	233,100	34,965	331,900	49,779	408,290	61,234		
Sardines.....	121,066	42,893	61,400	26,584	120,900	55,160	126,700	58,195		
Other fish.....		6,919		5,489		8,280		7,603		
Flour.....		154,714		120,339		169,969		163,856		
Fruits.....		224,693		197,925		235,769		267,412		
Grain, cereals and vegetables—										
Coffee.....	1,163,000	279,219	1,011,000	249,862	1,457,000	349,077	1,602,000	374,559		
Potatoes.....	3,823,876	172,074	7,262,000	331,312	10,774,000	483,500	16,873,000	759,290		
Rice.....	5,177,655	341,846	4,799,000	282,504	7,246,000	386,393	8,347,000	566,721		
Other grain, &c.....		165,308		79,851		116,566		386,615		
Oils, edible:										
Cotton seed oil.....	1,229,638	161,951	971,000	135,985	1,615,000	153,794	1,062,000	137,624		
Olive oil.....	1,023,960	306,888	1,021,000	306,237	1,161,000	348,198	1,358,000	407,437		
Other oil.....		1,536		2,067		2,369		3,055		
Spices and other condiments										
Peonito.....	114,976	28,744	115,000	28,628	161,000	40,194	114,000	28,584		
Sugar refined.....	8,007,270	800,727	10,708,000	1,070,775	6,519,000	651,936	7,004,000	706,368		
" unrefined.....	10,166,613	969,595	11,888,000	1,069,892	8,830,000	794,657	14,695,000	1,322,550		
All other spices, &c.....		81,293		72,818		79,547		96,227		
Comestibles, other—										
Cheese.....	69,769	28,065	53,600	21,988	80,200	32,886	111,800	45,868		
Beans.....	31,536	14,506	26,800	12,344	42,700	19,619	56,900	26,178		
Tea.....	89,519	71,614	68,360	54,650	105,000	84,001	112,300	89,860		
Yerba Mate (Paraguay tea).....	9,550,130	955,013	9,307,000	930,685	9,667,000	960,670	11,043,000	1,104,310		
All other comestibles.....		185,083		138,779		270,782		322,954		
Drugs, chemicals and medicines.....		554,886		474,762		751,993		718,046		
Iron and steel and infrs. of:—										
Arms.....		11,200		8,635		16,147		22,109		

Details not to hand.

Details not to hand.

SESSIONAL PAPER No. 10f

Bars and plates.....	571,781	343,598	680,359	882,591
Machinery and tools—				
Agricultural.....	211,404	113,452	299,146	241,492
Industrial.....	1,281,818	910,029	1,771,514	1,737,109
All other iron and steel, &c.....	27,935	22,251	54,694	58,786
Leather and skins, of.....	192,933	116,111	310,736	379,398
Metals, other, and mfrs. of—				
Ironmongery.....	401,810	242,157	470,156	525,563
Lead.....	14,823	9,463	250,000	18,784
Tin.....	117,830	177,433	1,997,000	1,410,000
Zinc.....	235,043	11,851	295,000	18,338
Other metals and mfrs. of.....	219,391	188,718	357,229	333,796
Oils:				
Kerosene.....	11,916,586	175,658	584,824	653,425
Machine-oil.....	71,631	42,628	70,885	78,520
All other oils.....	33,733	21,161	36,131	49,513
Paints and colours.....	180,451	138,403	224,781	223,157
Paper and manufactures of—				
Brown paper.....	13,272	7,139	62,000	49,000
Cigarette paper.....	85,863	80,205	87,100	58,130
Printing paper.....	1,883,000	230,136	303,660	333,077
All other paper and mfrs. of.....	135,146	119,324	248,737	275,971
Stone, earth, glass and pottery—				
Coal.....	200,928	161,099	268,838	361,587
Cement.....	1,292,731	1,413,329	1,366,561	1,723,148
Clay.....	99,471	72,824	124,091	151,419
Delft.....	124,339	89,591	142,865	181,295
Glass.....	49,544	21,339	51,228	40,356
Sulphur.....	602,890	231,984	611,509	597,200
All other stone, &c.....	301,060		367,831	415,184
Textile materials and mfrs. of—				
Cotton—				
Flannel.....	291,142	181,143	406,133	455,246
Handk. ruffled.....	109,735	36,697	111,296	90,084
Piece goods.....	2,653,820	1,750,432	3,242,277	2,769,863
Thread.....	183,540	153,785	211,621	249,879
All other cotton.....	700,611	118,865	898,792	835,029
Silk.....	266,943	137,813	303,282	364,096
Wool—				
Cashmere.....	539,502	407,008	861,921	1,019,127
Flannel.....	31,961	32,424	19,625	57,631
Piece goods.....	300,619	190,621	336,961	358,767
All other wool.....	220,085	299,972	272,125	377,522
Textile materials, &c., other.....	1,582,340	1,251,991	1,897,578	1,752,978
Tobacco.....	232,229	207,201	306,142	280,133
Wood and manufactures of—				
Articles free of duty for public officials, &c.....	1,371,009	1,339,662	2,007,458	1,981,007
All other articles.....	496,951	511,334	643,681	2,657,334
All other articles.....	1,330,121	980,761	1,513,891	1,789,352
Total imports.....	25,103,966	21,216,680	39,777,603	34,454,915

Details not to hand.

Details not to hand.

37,470,901

URUGUAY.

TOTAL Quantities and Values of the Principal Articles of Domestic Produce Exported (Merchandise only) during the Years ended December 31, 1903 to 1907, inclusive.

NOTE:—Peso Fuerte = \$1.03. Kilog = 2.204 lbs.

ARTICLES.	1903.		1904.		1905.		1906.		1907.	
	Quantity.	Value.	Quantity.	Value.	Quantity.	Value.	Quantity.	Value.	Quantity.	Value.
Agricultural products:—		Pesos Fuert.		Pesos Fuert.		Pesos Fuert.		Pesos Fuert.		Pesos Fuert.
Flour—										
Wheat flour..... Kilogs.	707,743	25,479	2,782,000	100,141	4,941,000	177,872	516,000	18,533	5,952,000	214,000
Other flour..... Kilogs.		1,463		194		239		338		
Flour, mfrs. of..... Kilogs.	15,126	990	24,302	1,478	49,648	3,359	18,126	1,378		
Fruits.....		26,219		10,629		35,979		32,427		
Grain and cereals:—										
Corn..... Kilogs.	25,475,751	458,562	50,859,000	712,032	718,000	10,050	239,000	3,347	2,218,000	31,000
Flax..... Kilogs.	22,272,028	1,002,242	20,003,000	600,119	13,796,000	413,805	10,505,000	315,160	90,071,000	602,000
Wheat..... Kilogs.	9,095,254	225,134	5,895,000	135,583	54,042,000	1,242,902	261,000	6,081	22,850,000	526,000
Other grain, &c.....		18,341		13,062		36,278		8,753		
Vegetables.....		63,868		28,351		54,017		33,299		
Agricultural products, other.....		101,764		97,245		97,588		64,659		
Animals and animal produce:—										
Animals living—										
Horses and mules..... No.	6,885	63,997	7,708	57,729	4,339	57,202	6,977	74,679	4,101	37,000
Oxen and cows..... No.	86,809	656,449	97,000	816,716	46,000	388,678	88,000	602,407	88,039	651,000
Sheep..... No.	268,868	138,395	160,000	117,455	121,000	155,763	180,000	359,174	210,250	399,000
Other animals, living..... No.	285	807	1,110	3,316	2,312	6,874	1,048	3,141	1,056	3,100
Bon's and bone ash.....		151,497		169,857		192,363		98,115		92,000
Grease and tallow.....		2,072,005		2,336,395		1,486,170		1,455,589		1,422,000
Guano..... Kilogs.	5,646,377	84,696	8,719,000	130,788	7,786,000	116,732	8,649,000	129,736	5,974,000	90,000
Hides and skins—										
Ox hides, salted.....	942,722	5,656,332	1,083,000	6,197,775	812,000	4,062,565	869,000	4,349,620	833,000	4,163,000
"..... Kilogs.	790,498	2,371,491	729,000	2,187,201	740,000	2,219,511	842,000	2,525,991	648,000	1,945,000
Sheep skins, dried.....	8,798,720	2,199,684	7,273,000	1,818,218	6,800,000	1,699,935	6,252,000	1,562,953	6,637,000	1,659,000
All other hides, &c.....		604,094		434,707		305,882		476,114		
Horns..... Kilogs.		153,045		163,888		129,052		135,671		
Horse hair..... Kilogs.	839,836	335,932	1,163,000	465,093	905,000	361,821	953,000	381,182	810,000	324,000

TREATIES AND CONVENTIONS.

CONVENTION BETWEEN CANADA AND GERMANY.

TEXT OF AGREEMENT.

AGREEMENT entered into this fifteenth day of February, 1910, between Dr. KARL LANG, Imperial German Consul for Canada, representing herein the Imperial German Government.

Party of the one part,
and Honourable WILLIAM STEVENS FIELDING, Minister of Finance of Canada, representing herein His Excellency the Governor General of Canada acting in conjunction with the King's Privy Council for Canada,

Party of the other part :

It is hereby respectively agreed, on behalf of the Imperial German Government and of His Excellency the Governor General of Canada acting as aforesaid, that—

1. The Imperial German Government shall concede to articles the produce or manufacture of Canada, enumerated in the schedule hereto attached, upon their importation into Germany, on or after the first day of March, 1910, the Conventional Tariff rates of duty ;

2. The Governor General of Canada acting as aforesaid shall, under the authority of section 7 of the Act of the Parliament of Canada, 'The Customs Tariff, 1907,' suspend the surtax imposed under regulations made by the Governor in Council of date the 28th day of November, 1903, from application to articles the produce or manufacture of Germany imported into Canada on or after the 1st day of March, 1910, and, in consequence, during the continuation of this Agreement, articles the produce or manufacture of Germany shall be admitted on their importation into Canada on or after the said 1st day of March, 1910, at the rates of duty imposed by the General Tariff ;

3. This Agreement is a provisional one, and the question of a general convention for the regulation of commercial relations between Germany and Canada shall be deferred for consideration at a time that may be found mutually convenient ;

4. If, after a reasonable time, a commercial convention such as is contemplated by the next preceding clause has not been entered into, then either of the principals herein represented may, if it is deemed desirable, terminate or cancel the respective concessions granted in pursuance hereof on giving to the other two months' notice of intention so to terminate or cancel.

Done in duplicate at the City of Ottawa.

In testimony whereof the said parties have hereunto subscribed their names on the day first mentioned.

(Sgd.) DR. KARL LANG,
Imperial German Consul for Canada.

(Sgd.) W. S. FIELDING,
Minister of Finance of Canada.

9-10 EDWARD VII., A. 1910

NOTICE OF SUSPENSION OF SURTAX.

You are hereby advised that an order in Council was approved on the 15th instant, providing that on and after Tuesday, the first day of March, 1910, the surtax imposed under the regulations made by Order in Council of the 28th day of November, 1903, upon articles which are the growth, produce or manufacture of Germany, when imported into Canada, be suspended from application to the said articles ; and ordering that from the said first day of March the said regulations be rescinded ; and that in consequence, the said articles when imported into Canada be, from the said first day of March, 1910, subject to the duties of the General Tariff.

The Regulations contained in Memo. 1255 B., of 25th November, 1903, will cease to be in force on and from the 1st of March, 1910.

JOHN McDOUGALD,
Commissioner of Customs.

SESSIONAL PAPER No. 10f

SCHEDULE.

CANADIAN Products to be admitted into Germany at Conventional Tariff Rates.

GOODS.	German Tariff. No.	Unit of Quantity.	GERMAN TARIFF.	
			General.	Conventional.
Alimentary and consumable articles of all kinds (except beverages) in air-tight receptacles, so far as they are not subject to higher rates of duty as such :—				
Apricot pulp, without addition of sugar or syrup, in tins weighing at least 5 kilogs (11 lbs).....	219	100 kilogs. " " 100 lbs.	75 marks. \$17.85. \$8.10.	5 marks. \$1.19. 54 cents.
Condensed milk (syrup, but not milk in a dry state) without addition of sugar.....	219	100 kilogs. " " 100 lbs.	75 marks. \$17.85. \$8.10.	20 marks. \$4.76. \$2.16.
Gherkins in vinegar or brine (so-called Zsaimer gherkins) with admixture of the spices mentioned in Nos. 66 and 67, or even with inconsiderable addition of other kitchen-garden produce.....	219	100 kilogs. " " 100 lbs.	75 marks. \$17.85. \$8.10.	4 marks. 95 2 cents. 43 2 cents.
Milk and cream, sterilized or peptonized... ..	219	100 kilogs. " " 100 lbs.	75 marks. \$17.85. \$8.10.	Free. " "
Preserved tomatoes; olives, whether in vinegar, oil or brine or not.....	219	100 kilogs. " " 100 lbs.	75 marks. \$17.85. \$8.10.	30 marks. \$7.14. \$3.24.
Other alimentary and consumable articles, in air-tight receptacles so far as they are not subject to higher rates of duty as such....	219	100 kilogs. " " 100 lbs.	75 marks, \$17.85. \$8.10.	60 marks. \$14.28. \$6.48.
Animals living :—				
Horses :—				
Of a value up to 1,000 marks (§238) each :—				
Horses of the 'Flanders,' 'Brabant,' 'Ardennes' or 'Norse' breed [pure pedigree stock (reines kalk blut)].....	100	Each.	90 marks. \$21.42.	50 marks. \$11.90.
Other.....	100	"	90 marks. \$21.42.	72 marks. \$17.14.
Of a value of more than 1,000 marks (§238) up to 2,500 marks (§595) each :—				
Of a value more than 1,000 marks (§238) up to 1,200 marks (§285.60) each.....	100	"	180 marks. \$42.84.	72 marks. \$17.14.
Of a value more than 1,200 marks (§285.60) up to 1,500 marks (§357) each :—				
Horses of the 'Flanders,' 'Brabant,' 'Ardennes' or 'Norse' breed [pure pedigree stock (reines kalk blut)].....	100	"	180 marks. \$42.84.	75 marks. \$17.85.
Other.....	100	"	180 marks. \$42.84.	120 marks. \$28.56.
Of a value of more than 1,500 marks (§357) up to 2,500 marks (§595) each.....	100	"	180 marks. \$42.84.	120 marks. \$28.56.
Of a value of more than 2,500 marks (§595) each.....	100	"	360 marks. \$85.68.	360 marks. \$85.68.
NOTE—Horses imported for breeding purposes on account or with the authority of the Government may, by special decision of the Bundesrath, be admitted at the rate of 10 marks (§2.38) per head if not more than two years of age, and at 20 marks (§4.76) per head if older than two years.				

9-10 EDWARD VII., A. 1910

CANADIAN Products to be admitted into Germany at Conventional Tariff Rates
—Continued.

GOODS.	German Tariff No.	Unit of Quantity.	GERMAN TARIFF.	
			General.	Conventional.
Animals living— <i>Con.</i>				
Horses of a value up to 300 marks (\$71.40) per head, and standing less than 1.4 metres (55 1/8 inches) as shown by the measuring stick, shall pay 30 marks (\$7.14) per head.				
Weaned foals imported up to 31st March of the year following the calendar year of their birth, shall be admitted at the Conventional rate of 30 marks (\$7.14) each.				
Sucking foals, following the dam, are free of duty.				
Horned cattle (live weight)	103	100 kilogs.	18 marks.	8 marks.
		" "	\$4.28.	\$1.90.
		100 lbs.	\$1.94.	\$6.4 cts.
NOTES: (1) Bulls of the mountain races imported for breeding purposes on account or with the authority of the Government may, by special decision of the Bundesrath, be admitted at the rate of 9 marks (\$2.14) per head.				
(2) Inhabitants of the frontier regions may, by special decision of the Bundesrath, import at the rate of 30 marks (\$7.14) per head, draught oxen of from 2 1/2 to 5 years of age, if proved to be necessary in their own establishments.				
(3) Large dappled mountain cattle or brown cattle, reared at a spot at least 300 metres (984 feet) above sea level, and which have had at least one month's grazing each year at a spot at least 800 metres (2,624 feet) above sea level:—				
Bulls for breeding purposes in agriculture — Conventional tariff, 9 marks (\$2.14) per head.				
Cows and other female animals more than 1 1/2 years old, (heifers, &c.):—				
For breeding purposes in agriculture or for 'milk diet' establishments, Conventional tariff 20 marks (\$4.76) per head.				
For farmers of the Bavarian districts of Lindau, Kempten, Sonthofen, Oberdorf, Fussen, Kaufbeuren, Schongau and Landsberg on the Lech and of the Bavarian town districts of Lindau, Kempten, Kaufbeuren and Landsberg on the Lech for their own agricultural use, Conventional tariff 20 marks (\$4.76) per head.				

SESSIONAL PAPER No. 10f

CANADIAN Products to be admitted into Germany at Conventional Tariff Rates
—Continued.

Goods.	German Tariff No.	Unit of Quantity.	GERMAN TARIFF.	
			General.	Conventional.
Animals living— <i>Con.</i> NOTES: (3)— <i>Con.</i> Young female cattle from 6 weeks to 1½ years old:— For breeding purposes in agriculture. Conven- tional tariff 12 marks (\$2.86) per head. For farmers of the above mentioned Bavarian districts and town dis- tricts for their own agricultural use. Con- ventional tariff 12 marks (\$2.86) per head.				
Sheep (live weight)	104	100 kilogs. " " 100 lbs.	18 marks. \$4 28. \$1.94.	8 marks. \$1.90. \$6.4 cts.
Calcium carbide, carbide of aluminium, carbide of silicon, carborundum, and carbides of metals not otherwise mentioned:— Carbide of calcium.	316	100 kilogs. " " 100 lbs.	4 marks. 95.2 cts. 43.2 cts.	Free. " "
Other articles under Tariff item No. 316	316	100 kilogs. " " 100 lbs.	4 marks. 95.2 cts. 43.2 cts.	4 marks. 95.2 cts. 43.2 cts.
Fish: Marine crustaceans, living or not, including those merely boiled or salted, whether shelled or not— Lobsters and cray fish (gross weight)	123	100 kilogs. " " 100 lbs.	100 marks. \$23.80. \$10.89.	65 marks. \$15.47. \$ 7.02.
Other (gross weight).	123	100 kilogs. " " 100 lbs.	4 marks. \$5.71. \$2.59.	
Fruits: Fresh— Apples, pears, quinces— Unpacked— From September 25 to November 25. From November 26 to September 24	47	100 kilogs.	Free.	Free.
From September 1 to November 30	47	100 kilogs.	2.5 marks. 59.5 cts.	
From December 1 to August 31.	47	100 lbs.	27 cts.	
Packed— Sent by post in packages weighing not more than 5 kilogs (11 lbs)	47	100 kilogs. " " 100 lbs.	10 marks. \$2.38. \$1.08.	Free. " "
Imported otherwise— Only in bags of at least 50 kilogs (110 lbs.) gross weight— From September 1 to November 30	47	100 kilogs. " " 100 lbs.	10 marks. \$2.38. \$1.08.	Free. " "
From December 1 to August 31.	47	100 kilogs. " " 100 lbs.	10 marks. \$2.38. \$1.08.	2 marks. 47.6 cts. 21.6 cts.

CANADIAN Products to be admitted into Germany at Conventional Tariff Rates
—Continued.

Goods.	German Tariff. No.	Unit of Quantity.	GENERAL TARIFF.	
			General.	Conventional.
Fruits— <i>Con.</i>				
Fresh— <i>Con.</i>				
Apples, pears, quinces— <i>Con.</i>				
Otherwise packed—				
In a single wrapper.....	47	100 kilogs. " " 100 lbs.	10 marks. \$2.38. \$1.08.	3·2 marks. 76·2 cts. 34·6 cts.
In more than one wrapper.....	47	100 kilogs. " " 100 lbs.	10 marks. \$2.38. \$1.08.	5 marks. \$1.19. 54 cts.
Apricots, peaches:—				
Apricots.....	47	100 kilogs. " " 100 lbs.	8 marks. \$1.90. 86·4 cts.	Free. " "
Peaches:—				
Sent by post in packages weighing not more than 5 kilogs (11 lbs.).....	47	100 kilogs. " " 100 lbs.	8 marks. \$1.90. 86·4 cts.	Free. " "
Imported otherwise.....	47	100 kilogs. " "	8 marks. \$1.90.	2 marks. 47·6 cts.
Plums of all kinds, cherries, mazards, medlars.				
Cherries:—				
Fresh for use in the distillation of spirits by permission and with control over their use.....	47	100 kilogs. " " 100 lbs.	6 marks. \$1.43. 64·8 cts.	Free. " "
Other cherries, mazards.....	47	100 kilogs. " " 100 lbs.	6 marks. \$1.43. 64·8 cts.	1 mark. 23·8 cts. 10·8 cts.
Medlars.....	47	100 kilogs. " " 100 lbs.	6 marks. \$1.43. 64·8 cts.	Free. " "
Plums of all kinds, cherries, mazards, sent by post in packages weighing not more than 5 kilogs (11 lbs.).....	47	100 kilogs. " " 100 lbs.	6 marks. \$1.43. 64·8 cts.	Free. " "
Plums of all kinds,—				
Damsons: From Sept. 1 to November 30..	47	100 kilogs. " " 100 lbs.	6 marks. \$1.43. 64·8 cts.	Free. " "
From December 1 to August 31.	47	100 kilogs. " " 100 lbs.	6 marks. \$1.43. 64·8 cts.	2 marks. 47·6 cts. 21·6 cts.
Other plums.....	47	100 kilogs. " " 100 lbs.	6 marks. \$1.43. 64·8 cts.	2 marks. 47·6 cts. 21·6 cts.
Hips and haws, sloes and other stone or kernel fruit not separately mentioned above.....	47	Free.	Free.
Raspberries, currants, gooseberries, blackberries, myrtles, elderberries, red bilberries, juniper berries, and other edible berries.....	47	100 kilogs. " " 100 lbs.	5 marks. \$1.19. 54 cts.	
Except red bilberries.....	47	Free.
Red bilberries:—				
Sent by post in packages weighing not more than 5 kilogs (11 lbs.).....	47	Free.

SESSIONAL PAPER No. 10f

CANADIAN Products to be admitted into Germany at Conventional Tariff Rates
—Continued.

Goods.	German Tariff. No.	Unit of Quantity.	GERMAN TARIFF.	
			General.	Conventional.
Fruits:— <i>Com.</i>				
Fresh— <i>Com.</i>				
Raspberries, currants, &c.— <i>Can.</i>				
Red bilberries— <i>Com.</i>				
Sent in any other manner, coming from the Austrian frontier zone and im- ported into the German frontier zone subject to special conditions being complied with.....	47	Free.
Strawberries:—				
Sent by post in packages weighing not more than 5 kilogs (11 lbs.),.....	47	100 kilogs, " " 100 lbs.	20 marks, \$4.76, \$2.16.	Free, " "
Imported otherwise.....	47	100 kilogs, " " 100 lbs.	20 marks, \$4.76, \$2.16.	10 marks, \$2.38, \$1.08.
Dried or kiln-dried (cut up and peeled or not):—				
Apples and pears including waste capable of use.	48	100 kilogs, " " 100 lbs.	10 marks, \$2.38, \$1.08.	4 marks, 95·2 cts., 43·2 cts.
Apricots and peaches.....	48	100 kilogs, " " 100 lbs.	10 marks, \$2.38, \$1.08.	4 marks, 95·2 cts., 43·2 cts.
Plums of all kinds:—				
Loose or in casks or sacks weighing at least 80 kilogs (176 lbs.) gross weight.....	48	100 kilogs, " " 100 lbs.	10 marks, \$2.38, \$1.08.	4 marks, 95·2 cts., 43·2 cts.
Loose or in casks or sacks weighing at least 50 kilogs (110 lbs.) gross weight.....	48	100 kilogs, " " 100 lbs.	4 marks, 95·2 cts., 43·2 cts.
Packed in other ways:—				
In boxes weighing at least 10 kilogs (22 lbs.) gross weight.....	48	100 kilogs, " " 100 lbs.	15 marks, \$3.57, \$1.62.	5 marks, \$1.19, 54 cts.
Packed in other ways.....	48	100 kilogs, " " 100 lbs.	15 marks, \$3.57, \$1.62.	6 marks, \$1.43, 64·8 cts.
Other dried or kiln-dried fruit.....	48	100 kilogs, " " 100 lbs.	8 marks, \$1.90, \$6·4 cts.	4 marks, 95·2 cts., 43·2 cts.
Grain and grain products:—				
Grain:—				
Barley:—				
Malting barley.....	3	100 kilogs, " " 100 lbs.	7 marks, \$1.67, 75·6 cts.	4 marks, 95·2 cts., 43·2 cts.
Other barley.....	3	100 kilogs, " " 100 lbs.	7 marks, \$1.67, 75·6 cts.	1·3 marks, 30·9 cts., 14 cts.
Oats.....	4	100 kilogs, " " 100 lbs.	7 marks, \$1.67, 75·6 cts.	5 marks, \$1.19, 54 cts.
Wheat and spelt.....	2	100 kilogs, " " 100 lbs.	7·5 marks, \$1.79, \$1 cts.	5·5 marks, \$1.31, 59·4 cts.

CANADIAN Products to be admitted into Germany at Conventional Tariff Rates
—Continued.

GOODS.	German Tariff. No.	Unit of Quantity.	GERMAN TARIFF.	
			General.	Conventional.
Grain products:—				
Meal, baked or roasted or not:—				
Meal of grain, excepting oats, meal of malt (with the exception of baked or roasted malt meal), meal of rice or pulse.	162	100 kilogs. " " 100 lbs.	18.75 marks. \$4.46. \$2.02.	
Meal of grain excepting oats, whether baked or roasted or not	162	100 kilogs. " " 100 lbs.		10.2 marks. \$2.43. \$1.10.
Meal of malt not baked or roasted.	162	100 kilogs. " " 100 lbs.		12 marks. \$2.86. \$1.30.
Meal of oats.	162	100 kilogs. " " 100 lbs.	18.75 marks. \$4.46. \$2.02.	
Greases and grease like fats (hog's lard, goose grease, beef marrow, oleomargarine, and other analogous fats)				
	126	100 kilogs. " " 100 lbs.	12.5 marks. \$2.98. \$1.35.	10 marks. \$2.38. \$1.08.
Leather:—				
Leather half or entirely dressed, whether prepared or not, unenumerated elsewhere:—				
Of a net weight of more than 3 kilogs (6.6 lbs.) each piece—				
Entire hides or half hides with the heads, necks, bellies and hoofs unseparated; head, neck and belly pieces and hoofs, as well as horse hide and pig leather without regard to the weight of the piece	545	100 kilogs. " " 100 lbs.	30 marks. \$7.14. \$3.24.	
Pig leather without regard to the weight of the piece.		100 kilogs. " " 100 lbs.		18 marks. \$4.28. \$1.94.
Backs (bend leather).	545	100 kilogs. " " 100 lbs.	36 marks. \$8.57. \$3.89.	33 marks. \$7.85. \$3.56.
Leather, including backs (bend leather) for the manufacture of driving belts, with permit and under control.	545	100 kilogs. " " 100 lbs.		22 marks. \$5.24. \$2.38.
Leather wares:—				
Footwear of leather of all kinds including that made from hides with the hair still on, and those made from fish or reptile skins:—				
With soles of other materials (than wood):—				
Weighing more than 1,200 grammes (2.65 lbs.) per pair.	556	100 kilogs. " " 100 lbs.	85 marks. \$20.23. \$9.18.	60 marks. \$14.28. \$6.48.
Weighing more than 600 grammes (1.33 lbs.) and up to 1,200 grammes (2.65 lbs.) per pair.	556	100 kilogs. " " 100 lbs.	120 marks. \$28.56. \$12.96.	80 marks. \$19.04. \$8.64.

SESSIONAL PAPER No. 10f

CANADIAN Products to be admitted into Germany at Conventional Tariff Rates.

Goods.	German Tariff. No.	Unit of Quantity.	GERMAN TARIFF.	
			General.	Conventional.
<i>Leatherwares—Con.</i>				
Footwear of leather of all kinds including that made from hides with the hair still on and those made from fish or reptile skins:—				
With soles of other materials (than wood)— <i>Con.</i>				
Weighing 600 grammes (1.33 lbs.) or less per pair.....				
	556	100 kilogs.	180 marks.	90 marks.
		" "	\$42.84.	\$21.42.
		100 lbs.	\$19.44.	\$9.72.
Boot uppers of leather of all kinds, with elastics, without regard to weight.....				
	556	100 kilogs.	120 marks.	80 marks.
		" "	\$28.56.	\$19.04.
		100 lbs.	\$12.96.	\$8.64.
NOTES—1. Linings, trimmings, ornaments and accessories of all kinds (buckles, bows, tassels, embroideries, laces, &c.) of other materials, including silk but not including fur, do not affect the tariff treatment.				
2. Slippers and house shoes, without regard to their weight—Conventional tariff: 100 kilogs, 60 marks; 100 kilogs, \$14.28; 100 lbs., \$6.48.				
<i>Meats (excluding bacon):—</i>				
Fresh, even frozen:—				
Fresh, even chilled.....				
	108	100 kilogs.	45 marks.	27 marks.
		" "	\$10.71.	\$6.43.
		100 lbs.	\$4.86.	\$2.91.
Frozen.....				
	108	100 kilogs.	45 marks.	35 marks.
		" "	\$10.71.	\$8.33.
		100 lbs.	\$4.86.	\$3.78.
NOTE—Pigs, cut up, not frozen, including the bacon adhering thereto, are dutiable at the Conventional rate of 27 marks per 100 kilogs.				
Simply prepared.....				
	108	100 kilogs.	60 marks.	35 marks.
		" "	\$14.28.	\$8.33.
		100 lbs.	\$6.48.	\$3.78.
Prepared more delicately for the table.....				
	108	100 kilogs.	120 marks.	75 marks.
		" "	\$28.56.	\$17.85.
		100 lbs.	\$12.96.	\$8.10.
NOTES: (1) Domestic animals, not living, fit for consumption, shall be dutiable as the fresh meat of domestic animals.				
(2) Boned meat, fresh and prepared in any simple manner (including tongues but not edible entrails), as also pickled or smoked pork hams (fore and hind) shall pay a surtax of 20%.				
Fresh and simply prepared meat, free from bone (also tongues but not edible entrails) are subject to a surtax of 10%.				
Pickled or smoked hams (fore and hind) are dutiable at the Conventional rate of 35 marks per 100 kilogs, without surtax.				
Milk, con lensed, with or without addition of sugar				
	208	100 kilogs.	60 marks.	
		" "	\$14.28.	
		100 lbs.	\$6.48.	

CANADIAN Products to be admitted into Germany at Conventional Tariff Rates
—Continued.

Goods.	German Tariff. No.	Unit of Quantity.	GERMAN TARIFF.	
			General.	Conventional.
Milk, condensed, &c— <i>Con.</i> Milk in blocks weighing at least 10 kilogs (22 lbs.), even covered with cocoa butter or other vegetable fats to protect the product from the influence of the air, for use in the manufacture of chocolate, by permission and under control: Without addition of sugar, or with not more than 40 % of added sugar.	208	100 kilogs. " " 100 lbs.	15 marks. \$3. 57. \$1. 62.
With more than 40 % of added sugar	208	100 kilogs. " " 100 lbs.	25 marks. \$5. 95. \$2. 70.
Paper and materials for:— Semi-pulp (semi-paste for the manufacture of paper or cardboard), soft or solid, whether bleached or dyed or mixed with mineral materials, glue, &c., or not: Of wood, straw, esparto, or other vegetable fibres: Of mechanical wood pulp,	650	100 kilogs. " " 100 lbs.	3 marks. 71 4 cts. 32 4 cts.	1 25 marks. 29 7 cts. 13 5 cts.
Of chemical wood pulp (cellulose), pulp of straw, esparto or other fibres.	650	100 kilogs. " " 100 lbs.	3 marks. 71 4 cts. 32 4 cts.	1 25 marks. 29 7 cts. 13 5 cts.
Millboard (pasteboard), moulded or pressed cardboard, also pasteboard formed by glueing together sheets of cardboard: Cardboard, glazed (pressboard), and other highly smoothed cardboard, leatherboard and other fine cardboard, whether dyed in the paste or not; vulcanized fibre.	651	100 kilogs. " " 100 lbs.	6 marks. \$1. 43. 64. 8 cts.	
Chemical or mechanical wood pulp cardboard, even of steamed wood solidified by rolling (brown wood cardboard called leatherboard), strawboard, gray straw cardboard (schrenzpappe), turf cardboard, any other coarse cardboard, not elsewhere enumerated, whether dyed in the pulp or not.	651	100 kilogs. " " 100 lbs.	4 marks. 95 2 cts. 43 2 cts.	1 5 marks. 35 7 cts. 16 2 cts.
Cardboard, covered, saturated or coated with asphaltum, tar or similar materials, tubes of such cardboard, carton-pierre	651	100 kilogs. " " 100 lbs.	1 5 marks. 35 7 cts. 16 2 cts.	
Seeds:— Red clover seed, white clover seed and other clover seed.	18	100 kilogs. " " 100 lbs.	5 marks. \$1. 19. 54 cts.	Free. " "
Grass seed of all kinds	19	100 kilogs. " " 100 lbs.	2 marks. 47 6 cts. 21 6 cts.	Free. " "
Spirits:— Wood spirit (methylie alcohol) crude, acetone crude.	549	100 kilogs. " " 100 lbs.	5 marks. \$1. 19. 54 cts.	Free. " "

SESSIONAL PAPER No. 10f

CANADIAN Products to be admitted into Germany at Conventional Tariff Rates
—Continued.

GOODS.	German Tariff No.	Unity of Quantity.	GERMAN TARIFF.	
			General.	Conventional.
<i>Spirits—Con.</i>				
Wood spirit refined, refined acetone, formaldehyde in aqueous solution	350	100 kilogs.	20 marks.	
		" "	\$4.76.	
		100 lbs.	\$2.16.	
Wood spirit, refined	350	100 kilogs.	8 marks.	
		" "	\$1.90.	
Wood :—		100 lbs.	86.4 cts.	
Timber :—				
Sawn longitudinally or prepared in some other way, not planed :—				
Hard	76	100 kilogs.	1.25 marks.	.72 mark.
		" "	29.7 cts.	17.1 cts.
		100 lbs.	13.5 cts.	7.8 cts.
		or		
		Cubic metre.	10 marks.	5.76 marks.
		" "	\$2.38.	\$1.37.
		Cubic foot.	6.7 cts.	3.9 cts.
Soft	76	100 kilogs.	1.25 marks.	.72 mark.
		" "	29.7 cts.	17.1 cts.
		100 lbs.	13.5 cts.	7.8 cts.
		or		
		Cubic metre.	7.5 marks.	4.32 marks.
		" "	\$1.78.	\$1.03.
		Cubic foot.	5 cts.	2.9 cts.
NOTE.—1. According to Conventional Agreement, shingle-boards grooved by the saw only will pay duty as shingle-boards merely sawn under No. 76. Square timber (baulks, planks, &c.) sawn or otherwise prepared, not planed, having only peg-holes, pegs, slits, grooves or bored holes, will pay a surtax as follows :—				
If duty is paid by weight, .2 mark per 100 kilogs (4.76 cts. per 100 kilogs; 2.16 cts. per 100 lbs.)				
If duty is paid by volume :—				
Hardwood, 1.6 marks per cubic metre (38.08 cts. per cubic metre; 1.08 cts. per cubic foot.)				
Softwood, 1.2 marks per cubic metre (28.56 cts. per cubic metre; .8 cts. per cubic foot.)				
2. Wood for building or industrial purposes, steamed, impregnated or otherwise chemically treated shall pay the following surtaxes :—				
When dutiable by volume—Cubic metre, 2.4 marks; cubic metre, 57.12 cts.; cubic feet, 1.62 cts.				
When dutiable by weight, hardwood—100 kilogs, .3 mark; 100 kilogs, 7.14 cts.; 100 lbs., 3.24 cts.				
When dutiable by weight, softwood—100 kilogs, .4 mark; 100 kilogs, 9.52 cts.; 100 lbs., 4.32 cts.				
Wood for building or industrial purposes, merely steamed (not at the same time dyed), as also the same wood impregnated or otherwise chemically treated, shall pay the Conventional rates without surtax under No. 76.				
3. Rafts (timber rafts) shall be dutiable according to component wood.				

CANADIAN Products to be admitted into Germany at Conventional Tariff Rates
—*Concluded.*

GOODS.	German Tariff. No.	Unity of Quantity.	GERMAN TARIFF.	
			General.	Conventional.
<i>Wood—Con.</i>				
Wood for casks (staves and headings), also pieces of wood roughly shaped, recognizable as these articles, not painted or planed :—				
Of oak.....	83	100 kilogs.	3 mark.	2 mark.
		" "	7·1 cts.	4·8 cts.
		100 lbs.	3·2 cts.	2·2 cts.
		or		
		Cubic metre.	2·4 marks.	1·6 marks.
		" "	57·1 cts.	38·1 cts.
		Cubic foot.	1·6 cts.	1·08 cts.
Of other hardwood.....	83	100 kilogs.	4 mark.	3 mark.
		" "	9·5 cts.	7·1 cts.
		100 lbs.	4·3 cts.	3·2 cts.
		or		
		Cubic metre.	3·2 marks.	2·4 marks.
		" "	76·2 cts.	57·1 cts.
		Cubic foot.	2·16 cts.	1·6 cts.
Of softwood.....	83	100 kilogs.	4 mark.	3 mark.
		" "	9·5 cts.	7·1 cts.
		100 foot.	4·3 cts.	3·2 cts.
		or		
		Cubic metre.	2·4 marks.	1·8 marks.
		" "	57·1 cts.	42·8 cts.
		Cubic foot.	1·6 cts.	1·21 cts.

NOTE.—The taxation of wood for casks is not affected by mere treatment with the drawing knife or by smoothing the edges with the plane.

INDEX TO PART VII.

(See also Table of Contents.)

TRADE OF FOREIGN COUNTRIES.

	Page.
Imports and Exports by Countries—Values.	
British Empire—	
United Kingdom.....	2
Australian Commonwealth.....	49
Bahamas.....	59
Barbadoes.....	63
Bermuda.....	67
British East African Protectorate.....	70
British Guiana.....	73
British Honduras.....	77
British India.....	82
British South Africa.....	88
Ceylon.....	96
Colony and Protectorate of Southern Nigeria.....	101
Cyprus.....	104
Fiji.....	109
Gold Coast.....	113
Grenada.....	117
Jamaica.....	121
Leeward Islands.....	126
Mauritius.....	130
Newfoundland (including Labrador).....	135
New Zealand.....	139
Nyasaland Protectorate.....	146
St. Lucia.....	148
St. Vincent.....	152
Sierra Leone.....	156
Somiland Protectorate.....	160
Straits Settlements.....	163
Trinidad.....	168
Uganda Protectorate.....	174
Foreign Countries—	
Alaska.....	177
Argentine Republic.....	178
Austria-Hungary.....	185
Belgium.....	196
Brazil.....	206
Bulgaria.....	210
Chile.....	213
China.....	216
Denmark.....	223
Egypt.....	228
France.....	231
Germany.....	242
Greece.....	250
Hawaii.....	255
Holland.....	256
Italy.....	266
Japan.....	279
Mexico.....	285
Norway.....	292
Philippine Islands.....	298
Porto Rico.....	302
Portugal.....	306
Roumania.....	309
Russia.....	312
Spain.....	317
Sweden.....	326
Switzerland.....	332
United States.....	340
Uruguay.....	353

Imports of Principal Articles—Quantities and Values :—

PAGE.

British Empire—	
United Kingdom	5
Australian Commonwealth	52
Bahamas	60
Barbados	64
Bermuda	68
British East Africa Protectorate	71
British Guiana	74
British Honduras	78
British India	84
British South Africa	90
Ceylon	98
Colony and Protectorate of Southern Nigeria	102
Cyprus	105
Fiji	110
Gold Coast	114
Grenada	118
Jamaica	122
Leeward Islands	127
Mauritius	132
Newfoundland (including Labrador)	136
New Zealand	141
Nyasaland Protectorate	147
St. Lucia	149
St. Vincent	153
Sierra Leone	157
Somaliland Settlements	161
Straits Settlements	164
Trinidad	169
Uganda Protectorate	175
Foreign Countries—	
Argentine Republic	179
Austria Hungary	187
Belgium	198
Brazil	207
Bulgaria	211
Chile	214
China	218
Denmark	224
Egypt	229
France	233
Germany	244
Greece	251
Holland	258
Italy	268
Japan	280
Mexico	286
Norway	293
Philippine Islands	299
Porto Rico	303
Portugal	307
Roumania	310
Russia	313
Spain	319
Sweden	327
Switzerland	334
United States	343
Uruguay	354

Exports of Principal Articles—Quantities and Values—

British Empire—	
United Kingdom	16
Australian Commonwealth	56
Bahamas	62
Barbados	66
Bermuda	69
British East Africa Protectorate	72
British Guiana	76
British Honduras	80
British India	86
British South Africa	94
Ceylon	100
Colony and Protectorate of Southern Nigeria	103
Cyprus	107
Fiji	112
Gold Coast	116

SESSIONAL PAPER No. 10f

Exports of Principal Articles—Quantities and Values—*Concluded.*

PAGE.

British Empire— <i>Concluded.</i>	
Grenada	120
Jamaica	125
Leeward Islands	129
Mauritius	134
Newfoundland (including Labrador)	138
New Zealand	144
Nyasaland Protectorate	147
St. Lucia	151
St. Vincent	155
Sierra Leone	159
Somaliland Protectorate	162
Straits Settlements	166
Trinidad	172
Uganda Protectorate	176
Foreign Countries—	
Argentine Republic	184
Austria Hungary	192
Belgium	202
Brazil	209
Bulgaria	212
Chile	215
China	221
Denmark	226
Egypt	230
France	238
Germany	247
Greece	254
Holland	262
Italy	274
Japan	283
Mexico	290
Norway	296
Philippine Islands	301
Porto Rico	305
Portugal	308
Roumania	311
Russia	315
Spain	324
Sweden	330
Switzerland	337
United States	348
Uruguay	356

TREATIES AND CONVENTIONS.

Convention between Canada and Germany	359
---	-----

MAP
OF THE PROVINCE
OF
BRITISH COLUMBIA

GRAND TRUNK PACIFIC RAILWAY
QUEEN CHARLOTTE ISLANDS SERVICE

SHEWING
ROUTES MILEAGE PORTS OF CALL AND TERMINAL PORTS
OF
STEAMSHIP LINES SUBSIDIZED
BY THE
DOMINION GOVERNMENT
ON
DECEMBER 31ST 1900

DEPARTMENT OF TRADE & COMMERCE
CANADA

C
O
V
A
S
T
R
A
N
S
P
O
R
T
S

P
A
C
I
F
I
C

B
R
I
T
I
S
H
C
O
L
U
M
B
I
A

C O L U M B I A

CHARLOTTE

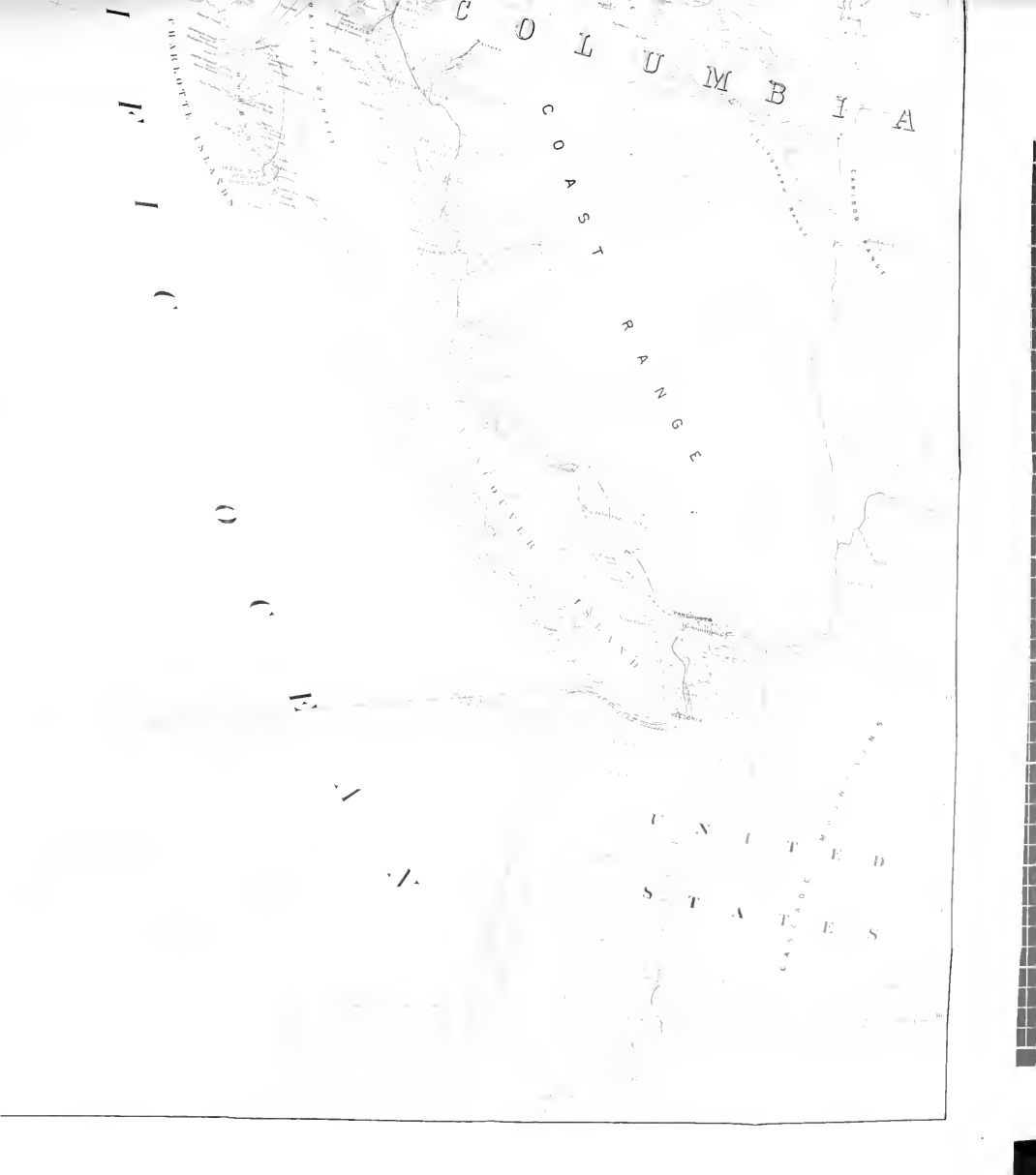
C O A S T

R A N G E

O

M

U N I T E D
S T A T E S





RETURN

TRADE RELATIONS WITH GERMANY.

(10g)

CERTIFIED copy of a Report of the Committee of the Privy Council, approved by His Excellency the Governor General on the 14th February, 1910.

On a memorandum, dated 12th February, 1910, from the Minister of Finance, reporting the result of certain informal negotiations which have from time to time taken place respecting the tariff relations between Germany and Canada:

The Minister states that an unfortunate difference between the two countries arose in the year 1898 and has continued until the present time. The moment seems to have arrived when, although a full settlement of tariff questions may not be reached, an understanding may be come to which will to a considerable extent remove causes of friction and pave the way for a more comprehensive arrangement in the future:

That prior to the time at which the difference arose, the tariff relations between the two countries were subject to the conditions of a treaty between Her Majesty the Queen and the German Zollverein of date the thirtieth day of May, 1865:

This treaty contained no specific reference to Canada or to the British North America Provinces as then constituted. But it applied to the whole Empire. The provisions of the treaty were materially different from those which are usually found in British treaties with foreign countries. Many of the old British treaties, not specifically relating to Canada but applicable to the Empire at large, contain what are known as most favoured nation clauses. The effect of such clauses is that the British Government guarantees to the contracting nation the most favourable commercial advantages that may be granted to any other foreign country. The provisions of the treaty with Germany were much broader. The treaty provided that no other or higher duties should be levied in the British colonies on the products of Germany than on the products of the United Kingdom. This treaty and another of similar character were long regarded as objectionable from a colonial point of view as being an obstacle to freedom of commercial relations between the mother country and the outlying portions of the Empire. Representations from the colonies against the continuance of these treaties were made on several occasions. After the granting of a preferential tariff to Great Britain by Canada in 1897 the British Government denounced these treaties and they were terminated on the first day of August, 1898. After that date German goods were entitled to admission into Canada under the General Tariff. Germany resented this state of affairs and penalized Canada by subjecting Canadian products to the higher duties of the German tariff instead of the Conventional Tariff duties which had previously applied. Steps were taken by the Canadian Government to remonstrate against what was deemed to be an injustice to Canada. It was pointed out that the tariff relations between the United Kingdom and the colonies were matters of domestic concern with which no foreign Government could reasonably interfere; that Germany should not claim the same privileges as were granted by the Dominion to the mother land; and that Canada was granting to Germany the same terms as were granted to other foreign countries. Germany, however, refused to accept this reasoning and continued to impose the penalizing duties on Canadian products. After protracted and unsuccessful efforts to induce

9-10 EDWARD VII., A. 1910

the German authorities to withdraw their demand for the same treatment as was accorded Great Britain. it was deemed necessary to apply to the products of Germany the surtax authorized by Section 7 of 'The Customs Tariff, 1897,' and accordingly regulations were made by an Order in Council of date the 28th day of November, 1903. subjecting articles, the produce or manufacture of Germany, to a surtax of one-third over and above the duties specified in the General Tariff. From that date up to the present time the products of Germany imported into Canada have been subject to the duties of the General Tariff and of such surtax, and Canadian products imported into Germany have not received the benefits in any case of the Conventional Tariff rates.

Representations have been made to the Minister from time to time by the Imperial German Consuls at Montreal as to the desirability of reaching a better understanding between the two countries. In these informal negotiations the German representatives have abandoned the contention which was the chief cause of difference between the two countries, namely, that the products of Germany should receive in Canada the same treatment as the products of the United Kingdom. In the meantime the commercial relations of Canada with foreign countries have assumed a new phase owing to the making of the Franco-Canadian commercial convention which has now gone into operation. Germany naturally desires to be admitted to the benefits of this convention on the same terms as France. The moment appears to be an unfavourable one for entering upon negotiations for a comprehensive commercial treaty with Germany. It has, however, been deemed expedient to conduct negotiations with a view to a partial arrangement which would bring about a better understanding between the two countries. The Minister, being of the opinion that it is in the interests of both countries that such an arrangement be made, has endeavoured to come to an agreement whereby the surtax of which Germany complains might be suspended, thus leaving German products to be admitted under the terms of the General Tariff, and Canada receive in return for this concession the benefits of the German Conventional Tariff upon a list of products to be specified. After considerable negotiation between the Imperial German Consul and the Minister, a list of Canadian products to which the benefits of the German Conventional Tariff may be applied has been agreed upon.

The Minister submits a draft of a proposed agreement to be entered into between the Imperial German Consul, on behalf of the German Government, and the Minister of Finance on behalf of the Government of Canada, and recommends that he be authorized to sign such agreement.

The Committee submit the same for approval.

RODOLPHE BOUDREAU,
Clerk of the Privy Council.

SESSIONAL PAPER No. 10g

AGREEMENT entered into this day of February, 1910, between Dr. KARL LANG, Imperial German Consul for Canada, representing herein the Imperial German Government,

Party of the one part,

and Honourable WILLIAM STEVENS FIELDING, Minister of Finance of Canada, representing herein His Excellency the Governor General of Canada acting in conjunction with the King's Privy Council for Canada,

Party of the other part:

It is hereby respectively agreed, on behalf of the Imperial German Government and of His Excellency the Governor General of Canada acting as aforesaid, that—

1. The Imperial German Government shall concede to articles the produce or manufacture of Canada, enumerated in the schedule hereto attached, upon their importation into Germany, on or after the first day of March, 1910, the Conventional Tariff rates of duty;

2. The Governor General of Canada acting as aforesaid shall, under the authority of section 7 of the Act of the Parliament of Canada, 'The Customs Tariff, 1907,' suspend the surtax imposed under regulations made by the Governor in Council of date the 28th day of November, 1903, from application to articles the produce or manufacture of Germany imported into Canada on or after the 1st day of March, 1910, and, in consequence, during the continuation of this Agreement, articles the produce or manufacture of Germany shall be admitted on their importation into Canada on or after the said 1st day of March, 1910, at the rates of duty imposed by the General Tariff;

3. This Agreement is a provisional one, and the question of a general convention for the regulation of commercial relations between Germany and Canada shall be deferred for consideration at a time that may be found mutually convenient;

4. If, after a reasonable time, a commercial convention such as is contemplated by the next preceding clause has not been entered into, then either of the principals herein represented may, if it is deemed desirable, terminate or cancel the respective concessions granted in pursuance hereof on giving to the other two months' notice of intention so to terminate or cancel.

Done in duplicate at the City of Ottawa.

In testimony whereof the said parties have hereunto subscribed their names on the day first mentioned.

Imperial German Consul for Canada.

Minister of Finance of Canada.

SCHEDULE.

Canadian Products to be admitted into Germany at Conventional Tariff rates.

No. of the German general tariff.	Article.
2.	Wheat and spelt.
3.	Barley;
4.	Oats;
18.	Red clover seed, white clover seed and other clover seed.
19.	Grass seeds of all kinds.
47.	Other fruits:
	Fresh:
	Apples, pears, quinces, unpacked;
	packed;
	Apricots, peaches;
	Plums of all kinds, cherries, mazards, medlars, Strawberries.
	Raspberries, currants, gooseberries, blackberries, myrtles, elder- berries, juniper berries, and other edible berries.
48.	—Dried or kiln-dried (cut up and peeled or not):
	Apples and pears, including waste capable of use.
	Apricots and peaches,
	Plums of all kinds,
	Loose or in casks or sacks weighing at least 80 kilogs, gross weight.
	Packed in other ways.
	Other dried or kiln-dried fruit.
76.	Timber:
	Sawn longitudinally or prepared in some other way, not planed:
	Hard,
	Soft.
83.	Wood for casks (staves and headings), also pieces of wood roughly shaped recognizable as these articles, not painted nor planed:
	Of Oak,
	Other hard wood,
	Of soft wood.
100.	Horses:
103.	Horned cattle (live weight).
104.	Sheep (live weight).
108.	Meat, excluding bacon:
	Fresh, even frozen,
	Simply prepared,
	Prepared more delicately for the table.
123.	Marine crustaceans, living or not, including those merely boiled, or salted, whether shelled or not:
	Lobsters and crayfish (gross weight).
126.	Greases and grease-like fats (hogs lard, goose grease, beef-marrow, oleomargarine, and other analogous fats).

SESSIONAL PAPER No. 10g

SCHEDULE—*Con.**Canadian Products to be admitted into Germany at Conventional Tariff rates—Con.*

No. of the German general tariff.	Article.
162.	Meal, baked or roasted or not: Meal of grain, excepting oats, meal of malt (with the exception of baked or roasted malt meal), meal of rice or pulse.
208.	Condensed milk, with or without addition of sugar.
219.	Alimentary and consumable articles of all kinds (except beverages) in air tight receptacles so far as they are not subject to higher rates of duty as such.
316.	Calcium carbide, carbide of aluminum, carbide of silicon, carborundum and carbides of metals not otherwise mentioned.
349.	Wood spirit (methylic alcohol) crude: acetone, crude.
350.	Wood spirit, refined; refined acetone, formaldehyde in aqueous solution.
545.	Leather, half or entirely dressed, whether prepared or not, unenumerated elsewhere: Of a net weight of more than 3 kilograms, each piece: Entire hides or half hides with the heads, necks, bellies and hoofs unseparated; head, neck and belly pieces, and hoofs, as well as horse hide and pig leather, without regard to the weight of the piece. Baeks (bend leather).
556.	Footwear of leather of all kinds, including that made from hides with the hair still on, and those made from fish or reptile skins: With soles of other materials than wood: Weighing more than 1,200 grammes per pair. Weighing more than 600 grammes and up to 1,200 grammes per pair; also boot uppers of leather of all kinds, with elastics, without regard to weight. Weighing 600 grammes or less per pair.
650	Semi-pulp (semi-paste for the manufacture of paper or cardboard), soft or solid, whether bleached or dyed or mixed with mineral materials, glue, etc., or not: Of wood, straw, esparto or other vegetable fibres: Of mechanical wood-pulp; Of chemical wood-pulp (cellulose); pulp of straw, esparto or other fibres.
651	Millboard (pasteboard), moulded or pressed cardboard, also pasteboard formed by gluing together sheets of cardboard: Cardboard glazed (pressboard) and other highly smoothed cardboard, leather board and other fine cardboard, whether dyed in the paste or not; vulcanized fibre. Chemical or mechanical wood-pulp cardboard, even of steamed wood, solidified by rolling (brown wood cardboard, called leather board), straw board, grey straw cardboard (Sehrenzpappe), turf cardboard, any other coarse cardboard not elsewhere enumerated whether dyed in the pulp or not.

9-10 EDWARD VII., A. 1910

OTTAWA, February 8, 1910.

DR. KARL LANG,
Imperial German Consul,
Montreal, Que.

DEAR DR. LANG,—In the somewhat informal negotiations which we have had respecting the tariff arrangements between Germany and Canada, having in view the suspension of the surtax by Canada and the granting of the conventional tariff by Germany on the specified list of Canadian products, such an arrangement would be carried out on the part of Canada by an order of His Excellency the Governor General in Council, acting under the provisions of an Act of the Parliament of Canada entitled The Customs Tariff, 1907. Before signing the proposed agreement I shall obtain the consent of His Excellency the Governor General in Council for such purpose.

It is important that I should know that you have a similar authority from your Government to make the arrangement on the part of Germany. I shall be glad to have your assurance that you are fully authorized for this purpose and that, on your signing the memorandum of agreement which you contemplate, immediate action will be taken by the German Government for putting it into effect.

W. S. FIELDING.

OTTAWA, February 11, 1910.

Hon. W. S. FIELDING,
Minister of Finance,
Ottawa.

DEAR MR. FIELDING,—In reply to your letter of the 5th instant, with regard to the informal negotiations which we have had respecting the tariff arrangements between Germany and Canada, having in view the suspension of the surtax by Canada and the granting of the conventional tariff by Germany on the specified list of Canadian products. I have the honour to assure you that I am fully authorized by my Government to make the arrangement contemplated, and that, on my signing the memorandum of agreement, immediate action will be taken by the German Government for putting it into effect.

DR. KARL LANG,
Imperial German Consul for Canada.

AGREEMENT entered into this fifteenth day of February, 1910, between Dr. KARL LANG, Imperial German Consul for Canada, representing herein the Imperial German Government,

Party of the one part,
and Honourable WILLIAM STEVENS FIELDING, Minister of Finance of Canada, representing herein His Excellency the Governor General of Canada acting in conjunction with the King's Privy Council for Canada,

Party of the other part:

It is hereby respectively agreed, on behalf of the Imperial German Government and of His Excellency the Governor General of Canada acting as aforesaid, that—

1. The Imperial German Government shall concede to articles the produce or manufacture of Canada, enumerated in the schedule hereto attached, upon their importation into Germany, on or after the first day of March, 1910, the Conventional Tariff rates of duty:

2. The Governor General of Canada acting as aforesaid shall, under the authority of section 7 of the Act of the Parliament of Canada, 'The Customs Tariff, 1907,' suspend the surtax imposed under regulations made by the Governor in Council of date the 28th day of November, 1903, from application to articles the produce or manufacture of Germany imported into Canada on or after the 1st day of March, 1910, and, in consequence, during the continuation of this Agreement, articles the produce or manufacture of Germany shall be admitted on their importation into Canada on or after the said 1st day of March, 1910, at the rates of duty imposed by the General Tariff;

3. This Agreement is a provisional one, and the question of a general convention for the regulation of commercial relations between Germany and Canada shall be deferred for consideration at a time that may be found mutually convenient;

4. If, after a reasonable time, a commercial convention such as is contemplated by the next preceding clause has not been entered into, then either of the principals herein represented may, if it is deemed desirable, terminate or cancel the respective concessions granted in pursuance hereof on giving to the other two months' notice of intention so to terminate or cancel.

Done in duplicate at the City of Ottawa.

In testimony whereof the said parties have hereunto subscribed their names on the day first mentioned.

DR. KARL LANG,

Imperial German Consul for Canada.

W. S. FIELDING,

Minister of Finance of Canada.

SCHEDULE.

Canadian Products to be admitted into Germany at Conventional Tariff rates.

No. of the German general tariff.	Article.
2.	Wheat and spelt.
3.	Barley;
4.	Cats;
18.	Red clover seed, white clover seed, and other clover seed.
19.	Grass seeds of all kinds.
47.	Other fruits: Fresh: Apples, pears, quinces, unpacked; packed; Apricots, peaches; Plums of all kinds, cherries, mazards, medlars, Strawberries. Raspberries, currants, gooseberries, blackberries, myrtles, elder- berries, juniper berries, and other edible berries.
48.	—Dried or kiln-dried (cut up and peeled or not): Apples and pears, including waste capable of use. Apricots and peaches, Plums of all kinds, Loose or in casks or sacks weighing at least 80 kilogs, gross weight. Packed in other ways. Other dried or kiln-dried fruit.
76.	Timber: Sawn longitudinally or prepared in some other way, not planed: Hard, Soft.
83.	Wood for casks (staves and headings), also pieces of wood roughly shaped recognizable as these articles, not painted nor planed: Of Oak, Other hard wood, Of soft wood.
100.	Horses:
103.	Horned cattle (live weight).
104.	Sheep (live weight).
108.	Meat, excluding bacon: Fresh, even frozen, Simply prepared, Prepared more delicately for the table.
123.	Marine crustaceans, living or not, including those merely boiled, or salted, whether shelled or not: Lobsters and crayfish (gross weight).
126.	Greases and grease-like fats (hogs lard, goose grease, beef-marrow, oleomargarine, and other analogous fats).

SESSIONAL PAPER No. 10g

SCHEDULE—*Con.**Canadian Products to be admitted into Germany at Conventional Tariff rates—Con.*

No. of the German general tariff.	Article.
162.	Meal, baked or roasted or not: Meal of grain, excepting oats, meal of malt (with the exception of baked or roasted malt meal), meal of rice or pulse.
208.	Condensed milk, with or without addition of sugar.
219.	Alimentary and consumable articles of all kinds (except beverages) in air tight receptacles so far as they are not subject to higher rates of duty as such.
316.	Calcium carbide, carbide of aluminum, carbide of silicon, carborundum and carbides of metals not otherwise mentioned.
349.	Wood spirit (methylic alcohol) crude: acetone, crude.
350.	Wood spirit, refined; refined acetone, formaldehyde in aqueous solution.
545.	Leather, half or entirely dressed, whether prepared or not, unenumerated elsewhere: Of a net weight of more than 3 kilogs, each piece: Entire hides or half hides with the heads, necks, bellies and hoofs unseparated; head, neck and belly pieces, and hoofs, as well as horse hide and pig leather, without regard to the weight of the piece. Backs (bend leather).
556.	Footwear of leather of all kinds, including that made from hides with the hair still on, and those made from fish or reptile skins: With soles of other materials than wood: Weighing more than 1,200 grammes per pair. Weighing more than 600 grammes and up to 1,200 grammes per pair; also boot uppers of leather of all kinds, with elastics, without regard to weight. Weighing 600 grammes or less per pair.
650	Semi-pulp (semi-paste for the manufacture of paper or cardboard), soft or solid, whether bleached or dyed or mixed with mineral materials, glue, etc., or not: Of wood, straw, esparto or other vegetable fibres: Of mechanical wood-pulp: Of chemical wood-pulp (cellulose); pulp of straw, esparto or other fibres.
651	Millboard (pasteboard), moulded or pressed cardboard, also pasteboard formed by gluing together sheets of cardboard: Cardboard glazed (pressboard) and other highly smoothed cardboard, leather board and other fine cardboard, whether dyed in the paste or not; vulcanized fibre. Chemical or mechanical wood-pulp cardboard, even of steamed wood, solidified by rolling (brown wood cardboard, called leather board), straw board, grey straw cardboard (Schrenzpappe), turf cardboard, any other coarse cardboard not elsewhere enumerated whether dyed in the pulp or not.

DR KARL LANG,
W. S. FIELDING.

RETURN

(10h)

TRADE RELATIONS WITH GERMANY.

STATEMENT of General and Conventional Tariff rates on Canadian products to be admitted into Germany under agreement of 15th February, 1910, with equivalent of such rates in Canadian currency, and also equivalent of such rates per hundred pounds weight.

NOTE—A kilogram is equivalent to 2.204 lbs., and a mark is taken at the rate of 23.8 cents.

[Italics represent special modifications of Conventional Tariff.]

No. of German General Tariff.	ARTICLES.	DUTIES PER 100 KILOGS.		DUTIES PER 220.4 POUNDS.		DUTIES PER 100 POUNDS.	
		General Tariff.	Conventional Tariff.	General Tariff.	Conventional Tariff.	General Tariff.	Conventional Tariff.
		Marks.	Marks.	¢ cts.	¢ cts.	¢ cts.	¢ cts.
2	Wheat and spelt.....	7.50	5.50	1.78	1.31	0.81	0.59
3	Barley.....	7		1.67		0.76	
	<i>Malting barley</i>		4		0.95		0.43
	<i>Other</i>		1.30		0.31		0.14
4	Oats.....	7	5	1.67	1.19	0.76	0.54
18	Red clover seed, white clover seed and other clover seed.....	5	Free.	1.19	Free.	0.54	Free.
19	Grass seed of all kinds.....	2	Free.	0.48	Free.	0.22	Free.
47	Other fruit:						
	Fresh:						
	Apples, pears, quinces:						
	Unpacked:						
	From 25th Sept. to 25th Nov.....	Free.		Free.		Free.	
	From 26th Nov. to 24th Sept.....	2.50		0.59		0.27	
	From 1st Sept. to 30th Nov.....		Free.		Free.		Free.
	From 1st Dec. to 31st August.....		2		0.48		0.22
	Packed.....	10		2.38		1.08	
	<i>Sent by post in packages weighing not more than 5 kilogs</i>		Free.		Free.		Free.
	<i>Imported otherwise:</i>						
	<i>Only in bags of at least 50 kilogs (gross weight):</i>						
	From 1st Sept. to 30th Nov.....		Free.		Free.		Free.
	From 1st Dec. to 31st August.....		2		0.48		0.22
	<i>Otherwise packed:</i>						
	<i>In a single wrapper</i>		3.20		0.76		0.35
	<i>In more than one wrapper</i>		5		1.19		0.54
	Apricots, peaches.....	8		1.90		0.86	
	<i>Apricots</i>		Free.		Free.		Free.
	<i>Peaches:</i>						
	<i>Sent by post in packages weighing not more than 5 kilogs</i>		Free.		Free.		Free.
	<i>Imported otherwise</i>		2		0.48		0.22
	Plums of all kinds, cherries, mazards, medlars.....	6		1.43		0.65	
	<i>Medlars</i>		Free.		Free.		Free.
	<i>Plums of all kinds, cherries, mazards:</i>						
	<i>Sent by post in packages weighing not more than 5 kilogs</i>		Free.		Free.		Free.
	<i>Imported otherwise:</i>						
	<i>Demsons:</i>						
	From 1st Sept. to 30th Nov.....		Free.		Free.		Free.
	From 1st Dec. to 31st August.....		2		0.48		0.22
	<i>Other plums</i>		2		0.48		0.22
	<i>Cherries: fresh, for use in the distillation of spirits, by permission and with control over their use</i>		Free.		Free.		Free.
	<i>Other cherries: mazards</i>		1		0.24		0.11

9-10 EDWARD VII., A. 1910

STATEMENT of General and Conventional Tariff rates on Canadian products—*Con.*

No. of German General Tariff.	ARTICLES.	DUTIES PER 100 KILOGS.		DUTIES PER 220·4 POUNDS.		DUTIES PER 100 POUNDS.	
		General Tariff.	Conventional Tariff.	General Tariff.	Conventional Tariff.	General Tariff.	Conventional Tariff.
		Marks.	Marks.	\$ cts.	\$ cts.	\$ cts.	\$ cts.
	Other fruit— <i>Con.</i>						
	Hips and haws, sloes and other stone or kernel fruit not separately mentioned above...	Free.	Free.	Free.
	Strawberries	20	4 76	2 16
	<i>Sent by post in packages weighing not more than 5 kilogs.</i>
	<i>Imported otherwise.</i>	Free.	Free.	Free.
	Raspberries, currants, gooseberries, blackberries, myrtles, elderberries, red bilberries, juniper berries, and other edible berries...	5	1 19	0 54
	<i>Except red bilberries</i>	Free.	Free.	Free.
	<i>Red bilberries:</i>						
	<i>Sent by post in packages weighing not more than 5 kilogs.</i>	Free.	Free.	Free.
48	Dried or kiln-dried (cut up and peeled or not):						
	Apples and pears, including waste capable of use	10	4	2 38	0 95	1 08	0 43
	Apricots and peaches	10	4	2 38	0 95	1 08	0 43
	Plums of all kinds:						
	Loose or in casks or sacks weighing at least 80 kilogs, gross weight,	10	2 38	1 08
	<i>Loose or in casks or sacks weighing at least 50 kilogs, gross weight.</i>	4	0 95	0 43
	Packed in other ways.....	15	3 57	1 62
	<i>In boxes weighing at least 10 kilogs, gross weight.</i>	5	1 19	0 54
	<i>Packed in other ways.</i>	6	1 43	0 65
	Other dried or kiln-dried fruits.....	8	4	1 90	0 95	0 86	0 43
76	Timber:						
	Sawn longitudinally or prepared in some other way, not planed:						
	Hard..... (100 kilogs.	1 25	0 72	0 30	0 17	0 13	0 08
 (* or cub. met.	10	5 76	2 38	1 37
	Soft..... (100 kilogs.	1 25	0 72	0 30	0 17	0 13	0 08
 (* or cub. met.	7 50	4 32	1 78	1 03
	NOTES.—According to conventional agreement in regard to No. 76, shingle-boards grooved by the saw only will pay duty under No. 76 as shingle-boards merely sawn. Square timber (baulks, planks, &c.) hewn longitudinally, sawn or otherwise prepared, not planed, having only peg holes, pegs, slits, grooves or bored holes, will pay a surtax as follows:—If the duty is paid by weight, 100 kilogs., 20 pfg.; if the duty is paid by volume: hard wood, cub. met., 1 mk. 60 pfg.; soft wood, cub. met., 1 mk. 20 pfg. Wood for building or industrial purposes, steamed, impregnated, or otherwise chemically treated, shall pay the following surtaxes:—						
	When dutiable by volume, cubic metre, 2 mk. 40 pfg.						
	When dutiable by weight:						
	Hardwood, 100 kilogs, 30 pfg.						
	Soft wood, 100 kilogs, 40 pfg.						
	Wood for building or industrial purposes, merely steamed (not at the same time dyed), as also the same wood impregnated or otherwise chemically treated, shall pay the conventional rates of No. 76 without surtax.						

SESSIONAL PAPER No. 10h

STATEMENT of General and Conventional Tariff rates on Canadian products—*Con.*

No. of German General Tariff.	ARTICLES.	DUTIES PER 100 KILOGS.		DUTIES PER 220·4 POUNDS.		DUTIES PER 100 POUNDS.		
		General Tariff.	Conventional Tariff.	General Tariff.	Conventional Tariff.	General Tariff.	Conventional Tariff.	
		Marks.	Marks.	§ cts.	§ cts.	§ cts.	§ cts.	
83	Wood for casks (staves and headings), also pieces of wood roughly shaped recognisable as these articles, not painted nor planed:							
	Of oak.....	100 kilogs.....	0·30	0·20	0 07	0 04	0 03	0 02
		1* or cub. met.....	2·40	1·60	0 57	0 38		
	Other hard wood.....	100 kilogs.....	0·40	0·30	0 09	0 07	0 04	0 03
		1* or cub. met.....	3 20	2·40	0 75	0 57		
	Of soft wood.....	100 kilogs.....	0·40	0·30	0 09	0 07	0 04	0 03
		1* or cub. met.....	2·40	1·80	0 57	0 43		
	*1 cubic metre = 35·3148 cubic feet.							
	NOTE—The taxation of wood for casks is not affected by mere treatment with the drawing knife or by smoothing the edges with the plane.							
100	Horses:							
	Of a value up to 1,000 marks each.....	head	90		21 42			
	Horses of the "Flanders," "Brabant," "Ardennes," or "Norse" breed [pure pedigree stock (<i>reines kalk blut</i>)].	head						
	Other.....	head		50		11 90		
		head		72		17 14		
	Of a value of more than 1,000 up to 2,500 marks each.....	head	180		42 84			
	Of a value of more than 1,000 up to 1,200 marks each.....	head		72		17 14		
	Of a value of more than 1,200 up to 1,500 marks each:	head						
	Horses of the "Flanders," "Brabant," "Ardennes," or "Norse" breed [pure pedigree stock (<i>reines kalk blut</i>)].	head		75		17 85		
	Other.....	head		120		28 56		
	Of a value of more than 1,500 up to 2,500 marks each.....	head		120		28 56		
	Of a value of more than 2,500 marks each.....	head	360		85 68			
	NOTE—Horses imported for breeding purposes on account or with the authority of the Government may, by special decision of the Bundesrath, be admitted at the rate of 10 marks per head if not more than two years of age and at 20 marks per head if older than two years.							
	Horses of a value up to 300 marks per head and standing less than 1·40 metres (4 ft. 7 in.) as shown by the measuring stick shall pay 30 marks per head.							
	Weaned foals, imported up to the 31st March of the year following the calendar year of their birth shall be admitted at the conventional rate of 30 marks each.							
	Sucking foals following the dam are free of duty.							
103	Horned cattle (live weight). 100 kilogs		18	8	4 28	1 90	1 94	0 86
	NOTES.							
	(1) Bulls of the mountain races imported for breeding purposes, on account or with the authority of the Government may, by special decision of the Bundesrath, be admitted at the rate of 9 marks per head.							
	(2) Inhabitants of the frontier regions may, by special decision of the Bundesrath, import at the rate of 30 marks per head, draught oxen of from 2½ to 5 years of age, if proved to be necessary in their own establishments.							

9-10 EDWARD VII., A. 1910

STATEMENT of General and Conventional Tariff rates on Canadian products—*Con.*

No. of German General Tariff	ARTICLES.	DUTIES PER 100 KILOGS.		DUTIES PER 220·4 POUNDS.		DUTIES PER 100 POUNDS.	
		General Tariff.	Conven- tional Tariff.	General Tariff.	Conven- tional Tariff.	General Tariff.	Conven- tional Tariff.
	Cattle— <i>Con.</i>	Marks.	Marks.	\$ cts.	\$ cts.	\$ cts.	\$ cts.
	<i>(3) Large dappled mountain cattle or brown cattle, reared at a spot at least 300 metres above sea level, and which have had at least one month's grazing each year at a spot at least 300 metres above sea level:</i>						
	<i>Bulls for breeding purposes in agriculture</i>						
 head		9		2 14		
	<i>Cows and other female animals more than 1½ years old (heifers, &c.):</i>						
	<i>For breeding purposes in agriculture or for "milk diet" establishments</i> head		20		4 76		
	<i>For farmers of the Bavarian districts of Lindau, Kempton, Sonthofen, Oberdorf, Fussen, Kaufbeuren, Schongau and Landsberg on the Lech, and of the Bavarian town-districts of Lindau, Kempton, Kaufbeuren and Landsberg on the Lech, for their own agricultural use</i>		20		4 76		
	<i>Young female cattle, from 6 weeks to 1½ years old:</i>						
	<i>For breeding purposes in agriculture</i> head		12		2 86		
	<i>For farmers of the above-mentioned Bavarian districts and town-districts for their own agricultural use</i>		12		2 86		
104	Sheep (live weight)	18	8	4 28	1 90	1 94	0 86
108	Meat, excluding bacon—						
	Fresh, even frozen	45		10 71		4 86	
	Fresh, even chilled		27		6 43		2 91
	Frozen		35		8 33		3 78
	<i>Note.—Pigs cut up, not frozen, including the bacon adhering thereto, are dutiable at the conventional rate of 27 marks.</i>						
	Simply prepared	60	35	14 28	8 33	6 48	3 78
	Prepared more delicately for the table	120	75	28 56	17 85	12 96	8 10
	NOTES.						
	(1) Domestic animals not living, fit for consumption, shall be dutiable as the fresh meat of domestic animals.						
	(2) Boned meat, fresh and prepared in any simple manner (including tongues) as also pickled or smoked pork hams (fore and hind), shall pay a surtax of 20 %						
	<i>Fresh and simply prepared meat, free from bone (also tongues) are subject to a surtax of 10 %</i>						
	<i>Pickled or smoked hams (fore and hind) are dutiable at the conventional rate of 35 marks per 100 kilogs, without surtax.</i>						
123	Marine crustaceans, living or not, including those merely boiled or salted, whether shelled or not:						
	Lobsters and crayfish (gross weight)	100	65	23 80	15 47	10 80	7 02
	Other (gross weight)	24		5 71		2 59	
126	Greases and grease-like fats (hogs' lard, goose grease, beef marrow, oleomargarine, and other analogous fats)	12·50	10	2 97	2 38	1 35	1 08
	<i>NOTE.—Above mentioned fats intended for the manufacture of soap or candles under Customs supervision or first officially rendered unfit for consumption (denaturated), 2 marks per 100 kilogs.</i>						

SESSIONAL PAPER No. 10h

STATEMENT of General and Conventional Tariff rates on Canadian products—*Con.*

N ^o . of German General Tariff.	ARTICLES.	DUTIES PER 100 KILOGS.		DUTIES PER 220·4 POUNDS.		DUTIES PER 100 POUNDS	
		General Tariff.	Conventional Tariff.	General Tariff.	Conventional Tariff.	General Tariff.	Conventional Tariff.
		Marks.	Marks.	\$ cts.	\$ cts.	\$ cts.	\$ cts.
162	Meal, baked or roasted or not : Meal of grain, excepting oats ; meal of malt (with the exception of baked or roasted malt meal) ; meal of rice or pulse.....	18·75		4 46		2 02	
	<i>Meal of grain, excepting oats, whether baked or roasted or not.</i>		10·20		2 43		1 10
	<i>Meal of malt, not baked or roasted.</i>		12		2 86		1 30
	Meal of oats.....	18·75		4 46		2 02	
208	Condensed milk, with or without addition of sugar.....	60		14 28		6 48	
	<i>Milk in blocks weighing at least 10 kilogs, even covered with cocoa butter or other vegetable fats to protect the product from the influence of the air, for use in the manufacture of chocolate by permission and under control :</i> <i>Without addition of sugar, or with not more than 40 per cent of added sugar.</i>		15		3 57		1 62
	<i>With more than 40 per cent of added sugar.</i>		25		5 95		2 70
219	Alimentary and consumable articles of all kinds (except beverages) in air-tight receptacles, so far as they are not subject to higher rates of duty as such.....	75		17 85		8 10	
	<i>Milk and cream, sterilized or peptonized.</i>		Free.		Free.		Free.
	<i>Gherkins in vinegar or brine (so called Znamer gherkins) with admixture of the spices mentioned in Nos. 66 and 67—[" Paprika " (Spanish pepper), Galanga, cloves, Guinea pepper, ginger, cardamoms, mace, nutmegs, mothercloves, clove-bark, anonums, clove stems, black, white and oblong pepper, saffron, star aniseed (badian), vanilla, realand other cinnamon, (cinnamon flowers, cinnamon flower stalks, cassia, white cinnamon, cinnamon roots and the like)]—or even with inconsiderable addition of other kitchen garden produce.</i>		4		0 95		0 43
	<i>Apricot pulp, without addition of sugar or syrup, in tins weighing at least 5 kilogs.</i>		5		1 19		0 54
	<i>Condensed milk (syrup, but not milk in dry state) without addition of sugar.</i>		20		4 76		2 16
	<i>Preserved tomatoes ; olives, whether in vinegar, oil or brine or not.</i>		30		7 14		3 24
	<i>Other alimentary and consumable articles in air-tight receptacles, so far as they are not subject to higher rates of duty as such.</i>		60		14 28		6 48
316	Calcium carbide, carbide of aluminium, carbide of silicon, carborundum and carbides of metals not otherwise mentioned	4		0 95		0 43	
	<i>Carbide of calcium</i>		Free.		Free.		Free.
349	Wood spirit (methylic alcohol), crude; acetone, crude.....	5		Free.	1 19	Free.	0 54
350	Wood spirit, refined ; refined acetone, formaldehyde in aqueous solution.....	20		4 76		2 16	
	<i>Wood spirit, refined.</i>		8		1 90		0 86
545	Leather, half or entirely dressed, whether prepared or not, unenumerated elsewhere, of a net weight of more than 3 kilogs each piece : Entire hides or half hides, with the heads, necks, bellies and hoofs unseparated ; head, neck and belly pieces and hoofs, as well as horse hide and pig leather, without regard to the weight of the piece.....	30		7 14		3 24	

STATEMENT of General and Conventional Tariff rates on Canadian products—*Con.*

No. of German General Tariff.	ARTICLES.	DUTIES PER 100 KILOGS.		DUTIES PER 220·4 POUNDS.		DUTIES PER 100 POUNDS.	
		General Tariff.	Conven- tional Tariff.	General Tariff.	Conven- tional Tariff.	General Tariff.	Conven- tional Tariff.
		Marks.	Marks.	§ cts.	§ cts.	§ cts.	§ cts.
	Leather— <i>Con.</i> <i>Pig leather, without regard to the weight of the piece.</i>		18		4 28		1 94
	Backs (bend leather)	36	33	8 57	7 85	3 89	3 56
	NOTE.—Leather, including backs (bend leather) of a net weight of more than 3 kilograms per piece, for the manufacture of driving belts, with permit and under control.		22		5 24		2 38
556	Footwear of leather of all kinds, including that made from hides with the hair still on, and that made from fish or reptile skins : With soles of other materials (than wood), Weighing more than 1·200 grammes per pair.	85	60	20 23	14 23	9 18	6 48
	Weighing more than 600 grammes and up to 1,200 grammes per pair ; also boot uppers of leather of all kinds, with elastics, without regard to weight.	120	80	28 56	19 04	12 96	8 64
	Weighing 600 grammes or less per pair	180	90	42 84	21 42	19 44	9 72
	Notes : (1) <i>Linings, trimmings, ornaments and accessories of all kinds (buckles, bows, tassels, embroideries, laces, &c.) of other materials, including silk, but not including fur, do not affect the Tariff treatment.</i> (2) <i>Slippers and house-shoes without regard to their weight.</i>		60		14 28		6 48
650	Semi-pulp (semi-paste, for the manufacture of paper or cardboard), soft or solid, whether bleached or dyed or mixed with mineral materials, glue, &c., or not : Of wood, straw, esparto, or other vegetable fibres : Of mechanical wood pulp.	3	1·25	0 71	0 30	0 32	0 13
	Of chemical wood pulp (cellulose): Pulp of straw, esparto or other fibres.	3	1·25	0 71	0 30	0 32	0 13
651	Millboard (pasteboard), moulded or pressed cardboard, also paste-board formed by gluing together sheets of cardboard : Cardboard, glazed (pressboard) and other highly smoothed cardboard, leather board, and other fine cardboard, whether dyed in the paste or not ; vulcanized fibre.	6		1 43		0 65	
	Chemical or mechanical wood pulp cardboard, even of steamed wood, solidified by rolling (brown wood cardboard, called leather board) strawboard, grey straw cardboard (Schrenzpappe), turf cardboard, any other coarse cardboard, not elsewhere enumerated, whether dyed in the pulp or not	4	1·50	0 95	0 36	0 43	0 16
	Cardboard, covered, saturated or coated with asphaltum, tar or similar materials, tubes of such cardboard, carton-pierre.	1·50		0 36		0 16	

RETURN

[10i]

TRADE RELATIONS WITH UNITED STATES

MEMORANDUM

ON PROPOSED CHANGES IN THE

CANADIAN CUSTOMS TARIFF

SHOWING

- (1.) STATEMENT OF ARTICLES IMPORTED FROM ALL COUNTRIES ON WHICH REDUCTIONS ARE PROPOSED
- (2.) STATEMENT OF ARTICLES ENTERED UNDER TARIFF ITEM NO. 711
- (3.) STATEMENT OF ARTICLES IMPORTED FROM THE UNITED STATES ON WHICH REDUCTIONS ARE PROPOSED

STATEMENT OF ARTICLES on which **REDUCTIONS** are proposed, entered for Home Consumption in Canada under the **GENERAL TARIFF** for the year ended March 31, 1909, also showing the estimated amount of **REDUCTION in REVENUE** on goods imported from all countries.

Tariff Item.	From United States.		From Other Countries under General Tariff.		Total entered under General Tariff.		Less Imports from Countries for which Reduced Rates already apply under the French Treaty.		Amount of Imports affected by the proposed Reduction in Duties.		Estimated amount of Reduction in duties on goods from all countries.	
	Quantity.	Value.	Quantity.	Value.	Quantity.	Value.	Quantity.	Value.	Quantity.	Value.	Quantity.	Value.
94 Dates and figs, dried.		\$		\$		\$		\$		\$		\$
	2,706,345	127,617	2,737,979	104,498	5,444,324	232,115	253,074	13,529	5,189,250	218,586	3,892	
99 Prunes and dried plums, unpitted; raisins and dried currants.												
	15,832,725	737,731	19,693,313	842,015	35,526,038	1,579,746	9,146,440	386,933	26,376,853	1,192,813	87,922	
109 Almonds, walnuts, Brazil nuts, pecans and shelled peanuts, N.O.P.												
	1,582,944	107,863	1,733,106	137,760	3,316,050	245,623	1,884,587	148,732	1,431,463	96,891	14,315	
112 Nuts of all kinds, N.O.P.												
	3,354,569	179,488	3,379,529	323,144	6,754,098	502,632	2,715,093	284,026	4,019,065	218,606	40,190	
180 Photographs, chromos, chromatypes, artotypes, oleographs, paintings, drawings, pictures, decalcomania transfers of all kinds, engravings or prints or proofs therefrom, and similar works of art, N. O. P.; blue prints, building plans, maps and charts, N.O.P.												
		417,540		189,531		607,071		22,544		584,527		14,613
228 Soap powders, powdered soap, mineral soap, and soap, N.O.P.												
		321,029		9,908		330,937		6,148		324,789		8,120
234 Perfumery, including toilet preparations, non-alcoholic, viz.: Hair oils, tooth and other powders and washes, pomatums, pastes and all other perfumed preparations, N.O.P., used for the hair, mouth or skin.												
		134,098		30,363		164,461		28,319		136,142		3,403

SESSIONAL PAPER No. 10i

297	Tableware of china, porcelain, white granite or ironstone.....	29,963	351,317	381,580	177,261	204,019	5,100
318	Common and colourless window glass.....	15,072	240,020	255,092	4,225	250,867	6,272
366	Watch actions and movements, and parts thereof, finished or unfinished, including winding bars and sleeves.....	473,892	195,424	669,316	182,962	486,354	12,159
604	Dongola, cordovan, calf, sheep, lamb, kid or goat, kangaroo, alligator, and all leather, dressed, waxed, glazed or further finished than tanned, N.O.P.; harness leather and chamois skin.....	513,536	33,203	546,739	21,554	525,185	13,129
634	Feathers and manufactures of feathers, N. O. P.; artificial leathers, fruits, grains, leaves and flowers suitable for ornamenting hats.....	130,406	415,570	545,976	209,364	336,612	8,415
711	All goods not enumerated in this schedule as subject to any other rate of duty, and not otherwise declared free of duty, and not being goods the importation whereof is by law prohibited.....	1,626,058	328,461	1,954,519	129,738	1,824,781	45,619
	Totals.....	4,814,293	3,201,114	8,015,507	1,615,335	6,400,172	263,149

9-10 EDWARD VII., A. 1910

STATEMENT of the VALUE of ARTICLES entered under Tariff Item No. 711, all goods not enumerated in the Tariff Schedule in the GENERAL TARIFF entered for Home Consumption in Canada during the Year ended March 31, 1909.

Customs Statistical Classification.	Imports for Home Consumption, General Tariff.		Less Imports from Countries to which the Reduced Rates already apply under the French Treaty.	Amount of Imports affected by the Proposed Reduction in Duties.	Estimated Amount of Reduction in Duties on goods from all countries.
	From United States.	Total.			
	\$	\$	\$	\$	\$
Ginger ale.....	1,929	2,073		2,073	51
Arrowroot.....	21	210	16	194	5
Bran, mill feed, &c.....	76,911	77,236		77,236	1,931
All other breadstuffs, N.O.P.....	44,058	45,933	775	45,158	1,129
Celluloid, manufactures of, N.O.P.....	35,119	42,062	3,486	38,576	964
Chalk, prepared.....	21,360	23,246	928	22,318	558
Charcoal.....	3,797	3,842	42	3,800	95
Aniline Dyes in packages less than 1 lb..	103	177		177	4
Glycerine, N.O.P.....	3,415	7,605		7,605	190
Gums, camphor.....	1,993	7,100	3,178	3,922	98
Gums, other, N.O.P.....	3,432	3,432		3,432	86
Magnesia.....	7,482	7,856	374	7,482	187
Morphine.....	246	246		246	6
Salts, glauber.....	421	421		421	10
Soda, bicarbonate of.....	16,124	19,575		19,575	490
Sodium, hyposulphate.....	2,434	2,470		2,470	62
Thorium nitrate.....	369	3,319	772	2,547	64
All other drugs, dyes, chemicals, &c., not otherwise provided for.....	311,569	411,478	25,872	385,606	9,640
Ivory or bone dice, draughts, chessmen, &c.....	10	157	143	14	
Ivory, manufactures of, N.O.P.....	979	1,359	311	1,048	26
Lime.....	106,125	106,161		106,161	2,654
Mineral and bituminous substances, N.O.P.....	36,154	42,984	15	42,969	1,074
Mineral and aerated waters, N.O.P....	51,109	147,059	65,912	81,147	2,029
Oils:—					
Other animal oil, N.O.P.....	360	360		366	9
Vegetable—					
Castor oil.....	331	4,732	1,080	3,652	91
Cotton seed oil.....	529,135	529,135		529,135	13,230
Vegetable oil, N.O.P.....	36,435	58,176	7,726	50,450	1,261
All other oils not elsewhere specified. .	32,683	34,869	98	34,771	869
Sausage casings, N.O.P.....	60,942	80,429	3,236	77,193	1,930
Sponges.....	33,842	36,184	372	35,812	895
Straw, manufactures of, N.O.P.....	1,118	10,641	2,157	8,484	212
Unenumerated articles. (See page 5 for itemized statement).	184,573	221,994	13,240	208,754	5,219
Wax and manufactures of, N.O.P.....	21,476	21,998	5	21,993	550
Total.....	1,626,058	1,954,519	129,738	1,824,781	45,619

SESSIONAL PAPER No. 10i

PRINCIPAL ARTICLES included in the Item "UNENUMERATED ARTICLES"
in the foregoing Statement.

ARTICLES.	VALUE.
	§
Bleaching compound.....	4,000
Bolier compound.....	2,000
Bone and horn.....	16,000
Catgut.....	14,000
Cocoa butter and substitute.....	1,000
Core compound.....	3,500
Cut flowers.....	32,500
Dental cement.....	8,000
Filaments.....	5,500
Gun cotton.....	1,000
Jewels (for bearings).....	2,000
Micanite.....	500
Oyster shells.....	1,000
Poultry food.....	2,000
Quills.....	500
Sea weed.....	1,000
Shells.....	2,000
Silk, artificial.....	2,500
Silk, raw.....	2,500
Sweeping compound.....	1,000
Tar.....	10,000
Total.....	112,500
Other miscellaneous articles imported in small amounts at all ports in the Dominion.....	109,494
Grand Total.....	221,994

9-10 EDWARD VII., A. 1910

STATEMENT of ARTICLES on which **REDUCTIONS** are proposed, entered for Home Consumption in Canada from the United States during the year ended March 31, 1909, showing the Estimated **AMOUNT** of **REDUCTION** in **REVENUE** on goods Imported from the **UNITED STATES**.

Tariff Item.	Articles.	Quantity.	Value.	Duty paid.	Revenue on Proposed Tariff.	Estimated amount of reduction of Duties proposed.
			\$	\$ cts.	\$ cts.	\$ cts.
91	Dates and figs dried.	Lbs. 2,706,345	127,617	16,915 25	14,881 89	2,030 36
99	Prunes and dried plums, unpitted; raisins and dried currants.	" 15,832,725	737,731	158,318 08	105,551 50	52,766 58
109	Almonds, walnuts, Brazil nuts, pecans and shelled peanuts, N.O.P.	" 1,582,914	107,863	45,202 25	31,658 88	13,543 37
112	Nuts of all kinds, N.O.P.	" 3,351,569	179,488	100,025 24	67,091 38	32,933 86
180	Photographs, chromos, chromotypes, auto-types, oleographs, paintings, drawings, pictures, decalcomania transfers of all kinds, engravings or prints or proofs therefrom, and similar works of art, N.O.P.; blue prints, building plans, maps and charts, N.O.P.		417,540	101,385 00	93,916 50	10,438 50
228	Soap powders, powdered soap, mineral soap, and soap, N.O.P.		321,029	112,560 15	104,334 42	8,025 73
234	Perfumery, including toilet preparations, non-alcoholic, viz.:—hair oils, tooth and other powders and washes, pomatums, pastes and all other perfumed preparations, N.O.P., used for the hair, mouth or skin.		134,098	46,934 30	43,581 85	3,352 45
287	Tableware of china, porcelain, white granite or ironstone.		29,963	8,958 90	8,239 82	719 08
318	Common and colourless window glass.		15,072	2,260 80	1,881 00	376 80
366	Watch actions and movements, and parts thereof, finished or unfinished, including winding bars and sleeves.		173,892	71,083 80	59,236 50	11,847 30
604	Dongola, cordovan, calf, sheep, lamb, kid or goat, kangaroo, alligator, and all leather, dressed, waxed, glazed or further finished than tanned, N.O.P.; harness leather and chamois skin.		513,536	89,868 80	77,030 40	12,838 40
634	Feathers and manufactures of feathers, N.O.P.; artificial feathers, fruits, grains, leaves and flowers suitable for ornamenting hats.		130,406	39,121 80	35,861 65	3,260 15
711	All goods not enumerated in this schedule as subject to any other rate of duty, and not otherwise declared free of duty, and not being goods the importation whereof is by law prohibited.		1,626,058	325,211 60	281,560 15	40,631 45
	Totals		4,814,293	1,120,675 97	927,861 91	192,811 03

The foregoing statements have been prepared from the Report of the Department of Customs, Canada (Trade and Navigation), for the fiscal year ended March 31, 1909. Post Office and Express parcels of small value have not been included.

T. C. BOVILLE,

Deputy Minister of Finance.

Finance Department,
April 7, 1910.

(10j)

**TARIFF RELATIONS BETWEEN THE UNITED STATES AND THE
DOMINION OF CANADA. CORRESPONDENCE RESPECTING NEGOTIA-
TIONS, 1910.**

From His Majesty's Ambassador at Washington to the Governor General.

BRITISH EMBASSY, WASHINGTON, February 18, 1910.

His Excellency,

The Right Honourable Earl Grey, G.C.M.G., &c., &c., &c.,

The Governor General.

MY LORD.—Yesterday the Assistant Secretary of State sent for Mr. Mitchell Innes, and on his arrival, said that he wished to speak about the tariff relations between the United States and Canada. As the matter was of importance it was thought better that the substance of the conversation should be forwarded to Your Excellency's Government in the form of a memorandum to be drawn up by the State Department, and this memorandum I now have the honour to forward with the request that I should be informed as early as possible of the answer which should be returned.

The Assistant Secretary of State was throughout the conversation at pains to emphasize the friendliness of the feelings towards Canada with which the American Government and people were animated.

A. MITCHELL INNES.

Memorandum.

In view of the very friendly attitude of the Government and people of the United States towards the neighbouring Dominion of Canada, and in the interest of Canada at least quite as much as in that of the United States, the President would feel keen regret if, merely for the lack of opportunity for sympathetic and frank negotiation, the maximum tariff of the United States should automatically become operative upon Canadian products imported into the United States after March 31.

The application of the maximum tariff to the products of a given country can be avoided only if the Secretary of State be placed in possession of all those facts necessary to enable him to recommend to the President that, there being no undue discrimination, a proclamation to extend the minimum tariff may properly be issued. The authorities of the country concerned are naturally those pre-eminently able to supply the required facts. In the case of all countries this has been done through their representatives at Washington, who have carried on negotiations with the Department of State. It will thus be seen by the force both of logic and of precedent that negotiations affecting American-Canadian tariff relations would occur at Washington either through the British Embassy or otherwise.

The Secretary of State will be glad if the British Embassy will be kind enough to take the necessary steps to assure its Government as well as the Dominion authorities of the disposition of the Government of the United States in the premises, in order that he may be informed as speedily as possible as to the manner in which is to be undertaken the negotiation of American-Canadian tariff matters.

9-10 EDWARD VII., A. 1910

The Secretary of State has caused the Consul-General at Ottawa to report at the Department in order to supply such information as he can. The Secretary of State is further considering the question of sending to Ottawa two experts likewise to seek information.

It will be gratifying to the Government of the United States if in conveying the foregoing to the proper quarters the British Embassy will give assurances of the desire of the Government of the United States so far as possible to meet the wishes of the Dominion of Canada and the British Government in all matters of mode of procedure in seeking to bring about a negotiation of undeniable importance to all concerned.

Department of State,

February 18, 1910.

From His Majesty's Ambassador at Washington to the Governor General.

Telegram.

WASHINGTON, 23rd February, 1910.

Referring to my despatch, No. 25, United States Tariff, I have been requested by the Secretary of State of the United States to inform you by telegraph of his urgent desire to begin at the earliest possible moment negotiations with Canada.

BRYCE.

MEMORANDUM.

A confidential communication from Mr. Fielding to His Excellency the Governor General, under date the 22nd of February, in relation to the tariff question, included an intimation that the Canadian Government were ready to discuss the situation with any authorized representative of the United States Government. It was intimated by Mr. Fielding that the meeting should not take place at Washington, that Ottawa was preferable, but that if an intermediate point would be more desirable this could probably be arranged. This was forwarded by His Excellency to Mr. Bryce and was the basis of a communication from him to the State Department, on the 26th February.

From His Majesty's Ambassador at Washington to the Secretary of State of the United States

WASHINGTON, February 26, 1910.

PHILANDER C. KNOX,

Secretary of State.

DEAR MR. KNOX.—I have this moment received from Canada a communication which, although it is of an informal nature, enables me to inform you in reply to the communications which your department addressed to this Embassy and which were duly reported to Canada that although, as you are aware, the Dominion Government have not themselves any proposals to make they are quite ready to respond to any intimation from your government that the latter desire an opportunity of discussing

SESSIONAL PAPER No. 10j

with them the present tariff situation. Should you think it well to send an authorized representative or representatives to Ottawa for the purposes of an informal confidential conference, he or they will be received with pleasure there. Should it be thought better that such a confidential conversation should be arranged for in some intermediate place less exposed to publicity than is either Ottawa or Washington at the present moment, the Dominion Government would assent to such an arrangement. Meantime, if you would like to convey through this Embassy to Canada any statement of your views for the consideration of the Dominion Government, I need hardly say that I will forward such to Ottawa forthwith. And should you think it well that we should ourselves have some conversation either as to the best way of arranging for a meeting of experts or as to the questions themselves which you wish to have discussed, I am, of course, entirely at your disposal, either to-day or any later day which may suit your convenience. It is hardly necessary to add that the Dominion Government entirely reciprocate the expressions which have proceeded from your department as to the friendly attitude of the United States Government, being themselves animated by like sentiments.

JAMES BRYCE.

From His Majesty's Ambassador at Washington to the Governor General.

Telegram.

WASHINGTON, D.C., 28th February, 1910.

United States authorities express appreciation of attitude of Canadian authorities; are sending Ottawa Prof. Emery, Chairman Tariff Board, Mr. Pepper from State Department associating with them Mr. Foster, Consul General. Instructions have been given latter arrange for meeting.

BRYCE.

From His Majesty's Ambassador at Washington to the Governor General.

BRITISH EMBASSY,

WASHINGTON, March 1, 1910.

My Lord.—I have the honour to transmit herewith copy of a note dated yesterday from the United States Government in regard to the Commission which it is proposed to send to Ottawa to discuss tariff relations between the Dominion of Canada and the United States. It is in reply to the letter which I had addressed on Saturday last, February 26th, to the United States Government upon the receipt on that day of Your Excellency's unofficial letter enclosing a letter from the Honourable Mr. Fielding.

The substance of this note has already been telegraphed to Your Excellency and a copy of my letter of the 26th ultimo above referred to was sent unofficially to Your Excellency yesterday.

JAMES BRYCE.

9-10 EDWARD VII., A. 1910

From the United States Secretary of State to His Majesty's Ambassador at Washington.

DEPARTMENT OF STATE, WASHINGTON, February 28, 1910.

EXCELLENCY.—On the 18th instant the Assistant Secretary of State very frankly laid before the Councillor of His Britannic Majesty's Embassy the attitude of the Government of the United States towards the pending matter of American-Canadian tariff relations and more particularly certain questions necessarily preliminary to negotiations by or on the part of Canada with this Government.

It was unhesitatingly assumed that the British Government and the authorities of the Dominion of Canada would desire, equally with the Government of the United States, that such negotiations should take place, and it was sought to ascertain, first, whether the Canadian authorities would discuss this subject directly or through the British Government, and secondly, if directly, whether it was preferred that the negotiations should take place, as is usual, at Washington, or whether they should take place at Ottawa. In making these enquiries, I sought to make evident the desire of this Government to consult, so far as possible, the preferences of Canada, even if this should involve a departure from the established mode of procedure in the many tariff negotiations now pending.

At the request of Mr. Innes, who kindly undertook to obtain with the least possible delay, the answer to these questions, the same ideas were embodied in the memorandum which I had the honour on the 18th instant to send you.

I hasten to thank you for the intimations, which in the absence of a formal and definite reply, you are so good as to embody in your note of this date, wherein I note with pleasure the assurances that the Government of the Dominion of Canada reciprocates the attitude of the United States and is animated by like cordial sentiments. This confirmation of what I had naturally assumed increases my hope that a frank exchange of views between the respective authorities may lead to satisfactory results. The simple desideratum would seem to be a frank and practical discussion which shall determine whether or not I may be placed in position to advise the President upon the facts that Canada is entitled to the benefits of the minimum tariff. As further evidence of the sincere desire of the United States to find a way, if possible, to accord to Canada the minimum rates—a matter in which, as had been made very evident, this Government has no desire to be captious as to modes of procedure—I shall avail of the courtesy of Your Excellency to inform the Canadian Government that Professor Henry C. Emery, Chairman of the Tariff Board, and Mr. Charles M. Pepper, Commercial Adviser to the Bureau of Trade Relations of this Department, are prepared at once to leave for Ottawa to discuss with the proper officers of the Dominion Government the business in hand; and that Mr. John G. Foster, Consul General of the United States at Ottawa, will be joined with Professor Emery and Mr. Pepper for that purpose. I beg to add for Your Excellency's information that I have telegraphed to Mr. Foster to arrange for such a conference at an early day.

Meantime, if at any time you think it would be helpful to these negotiations for us to discuss them in a general way, I shall be entirely at your disposition.

I have not failed to note the suggestion that the negotiations or discussion might, possibly, appropriately take place at an intermediate point between Ottawa and Washington, but in the absence of any special reasons, of which I am unaware, I deem it more practical that this entirely simple business be undertaken at a seat of Government concerned. I have, therefore, availed of your alternative suggestion that our representatives would be received with pleasure at Ottawa.

SESSIONAL PAPER No. 10j

In expressing my appreciation of your valuable attention to this matter I take advantage of this opportunity to convey to Your Excellency the assurances of my highest consideration.

P. C. KNOX.

From the President of the United States to the Minister of Finance of Canada.

Telegram.

BATAVIA, N.Y., Mar. 18, 1910.

Hon. W. S. FIELDING.

Minister of Finance, Ottawa, Ont.

Should be very glad to meet you at Albany, Saturday or Sunday, to discuss the tariff situation. Please present my compliments to Sir Wilfrid Laurier and say to him that I regret to hear that conditions make it impossible for him to come also.

WM. H. TAFT.

From Minister of Finance of Canada to the President of the United States.

Telegram.

OTTAWA, March 18, 1910.

Hon. WILLIAM H. TAFT,

Albany, N.Y.

I shall be in Albany Saturday evening.

W. S. FIELDING.

From the Minister of Finance of Canada to the Secretary of State of the United States.

WASHINGTON, March 26, 1910.

The Honourable P. C. KNOX,

Secretary of State, Washington.

MY DEAR MR. SECRETARY,—In the conference which, upon his invitation, I had the honour to hold with the President of the United States at Albany a few days ago, it was represented to me that the settlement of our present tariff differences and the opening of the way for negotiations having in view a broader scheme of reciprocal trade would be facilitated by Canada making some reductions in its present scale of duties as applied to products of the United States. While unable to waive any of the contentions which Canada has held throughout our discussion of the subject, I have appreciated the exceptional circumstances and reasons advanced by the President in support of his request. A tariff conflict between the two countries would undoubtedly be a matter of the gravest concern for both, involving widespread disturbance of trade, heavy loss to citizens of both countries and the creation of much friction at a time when the cultivation of happier relations is most desirable. Both parties to the difference should, I realize, be willing to go as far as possible to avert such a conflict.

I have observed with satisfaction that your government are not disposed to press some of their earlier contentions respecting our commercial treaties which, from our point of view, we could not admit. This being the case, I feel that our government should go as far as possible to meet the views of the President and to respond to the good spirit in which he has approached the subject. On behalf of the Canadian Government I agree that we shall forthwith recommend to the Parliament of Canada such amendment of the Canadian Customs Tariff as will reduce the duties on the list of articles agreed upon between us, such articles and the reduced rates of duty being as follows:—

SESSIONAL PAPER No. 10j

justments of boundary, boundary waters, fisheries and other long-standing differences, will not be affected by the irritations which would have resulted from our failure to agree upon the tariff question.

The agreement encourages the hope that the future trade relations of the two countries will become even more intimate and expanded, and will be regulated in a spirit of cordial reciprocation and interdependence. The common commerce now amounts to a vast sum, and its extraordinary growth is an index of the vast industry and commercial development among both peoples. It seems clear that this trade should be fostered so that the markets of each may be open to the other on the most advantageous terms possible for the interchange of commodities, and that such interchange undoubtedly can be promoted by the two governments without impairing their national economic policies.

The President is confident that the policy of broader and closer commercial relations with Canada will receive the hearty support of the large majority of the people of the United States, and he has learned with much satisfaction of the existence of a similar sentiment in the Dominion. It may be added that the conditions of the present day, as contrasted with the traditions of the past, are bringing into clearer light the truth that not only mutual trade interests but ethical and social considerations of the highest moment reinforce this common sentiment.

Let me, then, take this opportunity to express, by his direction, the desire of the President that your Government will find it convenient to take up with this Government, at such time and in such manner as may be mutually satisfactory, the consideration of a readjustment of our trade relations upon the broader and more liberal lines which should obtain between countries so closely related geographically and racially, as indicated by the President in his recent public utterances.

P. C. KNOX.

From the Minister of Finance of Canada to the Secretary of State of the United States.

WASHINGTON, March 26, 1910.

The Honourable,
P. C. KNOX,

Secretary of State, Washington.

MY DEAR MR. SECRETARY.—I have the honour to acknowledge receipt of your letter of this date.

The Canadian Government very heartily reciprocate your expressions as to the desirability of improving the commercial relations between the United States and Canada and will gladly avail themselves of the invitation of the President to take up with your Government, at such time and in such manner as may be mutually satisfactory, the consideration of a readjustment of these relations upon broad and liberal lines. The recent public utterances of the President in that direction have afforded much satisfaction to the Canadian people, who will receive with pleasure the formal confirmation of them which is now conveyed to our Government through you. I am confident that your assurances will be received also with much gratification by His Majesty's Government in London who will find in them further evidence of the desire of the Government of the United States to maintain the most cordial relations with the British Empire.

Allow me to express for myself as well as for my colleague, Mr. Graham, who has been associated with me in the conference at Washington, the most sincere

9-10 EDWARD VII., A. 1910

thanks to the President and yourself for the cordiality of your welcome and the very frank manner in which you have discussed the questions that have engaged our attention.

W. S. FIELDING.

From Lord Grey to Mr. Bryce.

MONTREAL, P.Q., March 31, 1910.

SIR,—I have the honour to transmit, herewith, for Your Excellency's information, copies of the *Hansard* report of the debate in the House of Commons following the announcement by Mr. Fielding of the arrangement made with the United States with respect to the Tariff.

Your Excellency will, I am sure, see with satisfaction Mr. Fielding's expression of his deep appreciation of the valuable assistance rendered to Canada by Your Excellency in the matter.

GREY.

From Mr. Bryce to Lord Grey.

BRITISH EMBASSY, WASHINGTON, April 7, 1910.

MY LORD,—I have the honour to acknowledge the receipt of Your Excellency's despatch of March 31 enclosing a report of the debate in the House of Commons of Canada on the recent tariff negotiation with the United States. In conveying my thanks to Your Excellency for this report, I desire to say how much I appreciate what Mr. Fielding was good enough to say regarding the part taken by myself and by the staff of the Embassy in the various stages of these negotiations. To have had the opportunity of contributing to some extent to bring together the Representatives of the two countries by whose skill and wisdom the happy result embodied in these recent arrangements has been attained, and to have had opportunities of conveying to Your Excellency from time to time the various facts and conditions affecting the action of the United States Government, have been a part of my duties which I value very highly. I trust I may be permitted to congratulate Your Excellency and Your Excellency's Government upon a settlement which has not only maintained friendly relations between the two countries, but has had here in the United States the double effect of enhancing the respect felt for Canadian policy and statesmanship and of giving a further proof of Canadian good-feeling, a proof which is not lost upon the American people.

JAMES BRYCE.

**University of Toronto
Library**

**DO NOT
REMOVE
THE
CARD
FROM
THIS
POCKET**

**Acme Library Card Pocket
Under Pat. "Ref. Index File"
Made by LIBRARY BUREAU**

